

ክፍል መ. ስለ ግብርና

ሠንጠረዥ መ.1.1-መ.1.2 ከ1997-1999 መረጃ ለዋና ዋና ሰብሎች የታረሰው መሬት ስፋት የምርት ውጤትና ጠቅላላ ምርት መጠን በመኸር እንዲሁም በበልግ ወቅት ለማዘጋጀት የተቻለው የማዕከላዊ ስታቲስቲክስ ኤጀንሲ ካካሄደው ጥናት በተገኘው መረጃ ነው ።

የምርት ውጤት መጠን እና የታረሰው መሬት ስፋት የሚያሳየው በዋናው መኸር ና በበልግ ወቅት በግል ገበሬዎች የተገኘውን ምርትና የታረሰውን መሬት ብቻ ነው ።

የሽንኩራ አገዳ መረጃ የተገኘው ከመተሃራ ከፊንጫ እና ወንጂ ስኳር ፋብሪካዎች ነው ።

ሠንጠረዥ መ.2-መ.2.1 ስለ ቡና የሚደረገውን ቁጥጥር ያመለክታል። ወደ ውጭ አገር የሚላከውን ቡና ሁሉ ቡናና ሻይ ባለስልጣን መመርመር አለበት። ተፈላጊው የጥራት ደረጃ የያዘ ቡና ወደ ውጭ አገር እንዲላክ የሚችለው በመ/ቤቱ ሠርተፊኬት ሲሰጠው ይህን አሟልቶ ያልተገኘውን ግን ጥራቱ ተሻሽሎ እንዲቀርብና ድጋሚ እንዲመረመር ወይም ባአገር ውስጥ እንዲሸጥ ይደረጋል። በዚህ ምክኒያት በሰንጠረዥ የተመለከተው የቡና መጠን ሊበልጥ ይችላል ማለት ነው ።

ሠንጠረዥ መ.3-መ.3.1 ከ1993-1999 ለከብት ሕክምና የተቀመመ መድሃኒት መጠን፣ ከ1990-199 የተከተቡ ከቦቶች ብዛት ና ባለሞያዎች ነው ።

ሠንጠረዥ መ.4-መ.6 ከ1997-1999 ዓ.ም. የዳልጋ ከብቶች የሌሎች ከብቶች ዶሮዎችና የንብ ቀፎ ብዛት መረጃ የተገኘው የማዕከላዊ ስታቲስቲክስ ኤጀንሲ ከ1997-1999 ዓ.ም. ካካሄደው ጥናት ነው። መረጃ የቀረበው የግል ገበሬዎች የሚመለከት ብቻ ነው ።

ሠንጠረዥ መ.7 የማዳበሪያ ስርጭት በክልል የሚያሳይ ነው።

ሠንጠረዥ መ.8-መ.10 በኢትዮጵያ በዋናው መኸር ወቅት በግብርና ሥራ የተሰማሩ ጠቅላላ ባለይዞታ ብዛት ፣ በሰብል የተያዘ መሬት ጠቅላላ ስፋትና የአንድ ባለይዞታ በሰብል የተያዘ መሬት ስፋት ስርጭት በይዞታ መጠን የ1997 ዓ.ም. - 1999 ዓ.ም. የሚያሳይ ነው ።

ሠንጠረዥ መ.11-መ.13 በኢትዮጵያ በዋናው መኸር ወቅት በግብርና ሥራ የተሰማሩ ቤተሰቦች፣ ባለይዞታዎች ፣ የቤተሰብ አባላት ብዛት እና ስርጭት አማኝ አንድ ባለይዞታ በይዞታ መጠን ከ1997 ዓ.ም. - 1999 ዓ.ም. የሚያሳይ ነው ።

ሠንጠረዥ መ.14-መ.16 በኢትዮጵያ በዋናው መኸር ወቅት በግብርና ሥራ የተሰማሩ ቤተሰቦች፣ ጠቅላላ ብዛት በይዘታ መጠንና የቤተሰብ አባላት ብዛት ከ1997 ዓ.ም-1999 ዓ.ም. የሚያሳይ ነው ።

ሠንጠረዥ መ.17-መ.19 በኢትዮጵያ በዋናው መኸር ወቅት በግብርና ሥራ የተሰማሩ ቤተሰቦች፣ ጠቅላላ ብዛት በይዘታ መጠንና የቤተሰብ አባላት ብዛት ከ1997 ዓ.ም-1999 ዓ.ም. የሚያሳይ ነው ።

ሠንጠረዥ መ.20-መ.22 በኢትዮጵያ በዋናው መኸር ወቅት በግብርና ሥራ የተሰማሩ ጠቅላላ ባለይዘታዎች ብዛት በጾታና በተሰማሩበት የግብርና አይነት በ1997 ዓ.ም.- በ1999 ዓ.ም. የሚያሳይ ነው ።

ሠንጠረዥ መ.23-መ.25 በኢትዮጵያ በዋናው መኸር ወቅት በስብል የተያዘ የመሬት ስፋትና ሥርጭት በመቶኛ፣ በስብል አይነትና በይዘታ መጠን የ1998 ዓ.ም.- የ1999 ዓ.ም. የሚያሳይ ነው።

ሠንጠረዥ መ.26-መ.28 በኢትዮጵያ በዋናው መኸር ወቅት በግብርና ስራ የተሰማሩ ፡ ጠቅላላ ባለይዘታዎች ብዛት በስብል የተያዘ መሬት ስፋት ና ዓማካይ የአንድ ባለይዘታ የይዘታ መጠን ከ1997 ዓ.ም. - 1999 ዓ.ም. የሚያሳይ ነው ።

ሠንጠረዥ መ.29-መ.31 በኢትዮጵያ በዋናው መኸር ወቅት በጊዜያዊ ስብሎች የተያዘ የመሬት ስፋትና ስርጭት በመቶኛ በስብል አይነትና በይዘታ መጠን የ1998 ዓ.ም.ና የ1999 ዓ.ም. የሚያሳይ ነው ።

ሠንጠረዥ መ.32-መ.34 በኢትዮጵያ በዋናው መኸር ወቅት በምርጥ ዘር በመስኖ ዘዴ በፀረ-ተባይ መድሃኒት እና ማጸበሪያ በመጠቀም የታረሰ ጠቅላላ መሬት ስፋት በሄክታር/ለግል ባለይዘታዎች ብቻ ከ1997- 1999 ዓ.ም. የሚያሳይ ነው ።

ሠንጠረዥ መ.35-መ.37 በኢትዮጵያ በዋናው መኸር ወቅት ማጸበሪያ የተደረገበት መሬት ስፋት በማዳበርያ አይነት ለግል ባለይዘታዎች ከ1997 ዓ.ም. -1999 ዓ.ም. የሚያሳይ ነው ።

ሠንጠረዥ መ.38-መ.40 በኢትዮጵያ በዋናው መኸር ወቅት በጥቅም ላይ የዋለ የማዳበሪያ መጠንና ዓይነት በግል ባለይዘታዎች ከ1998 ዓ.ም. - 1997ዓ.ም. የሚያሳይ ነው።

ማስታወሻ ሠንጠረዥ መ1 እና መ4-መ40 የቀረቡት መረጃዎች በሙሉ ለግል ባለይዘታዎች ብቻ ነው ።

SECTION D. AGRICULTURE

Table D.1.1-D.1.2 Estimates on area, yield and production of major crops for 2005/2006 - 2006/07 main and 2005/06 – 2006/07 Belg seasons are based on the results of the crop production surveys conducted by Central Statistical Agency..

The production and area figures are for private peasant holdings for main and belg seasons.

The 2005/06-2006/07 Data on sugar cane were obtained from Metehara, Fincha and Wenji sugar factories.

Table D.2 – D.2.1 Refer to coffee inspection. All coffee intended for export has to be inspected by the Coffee and Tea Development Authority. The coffee which is of the prescribed degree of purity is given the Authority's export certificate. The coffee that does not meet the standard is either sent back for re-cleaning or sold locally. Thus, because of double counting, the amount of coffee shown on these tables could be more than the actual amount of coffee produced in the country.

Table D.3 – D.3.1. Refers to vaccine production 2001/2002- 2006/07, number of cattle vaccinated 1996/97 – 2006/07 and number of veterinary personnel from 1996/97 –2006/07.

Table D.4 – D.6. Data on the number of cattle, other livestock poultry and beehives are based on the results of the survey conducted by the Central Statistical Agency for 2002/03-2004/05. The figures given are for private peasant holdings only.

Table D.7 Refers to refer to Distribution of Fertilizers by region.

Table D.8 – D.10 Refer to Data on the Distribution of total number of Agricultural Households, holders, total crop area and crop area per holder by size of holding and size of households Ethiopia (Main season) , 2004/05- 2006/07.

Table D.11 – D.13 Refer to Data on the Distribution of total number of Agricultural Households, holders, total members and average household size by size of holding in Ethiopia (Main season) , 2004/05- 2006/07.

Table D.14 – D.16 Refer to Data on the Distribution of total number of Agricultural Households by size of holding and size of household in Ethiopia (Main season) , 2004/05-2006/07.

Table D.17-D.19 Data on number of agricultural holders by age of holder, and type of Holding in Ethiopia (Main season), 2004/05 - 2006/7.

. Table D.20-D.22 Data on number of agricultural holders by sex of holder, and type of Holding in Ethiopia (Main season), 2004/05 - 2006/7.

Table D.23-D25 Refer to Estimates of total crop area and their percentage distributon by crop type and size of Holding in Ethiopia (Main season), 2004/05 -2006/07.

Table D.26-D.28 Refer to Data on number of agricultural holders,total crop area and average area per holder by crop type and size of holding in Ethiopia (Main season), 2004/05 - 2006/07.

Table D.29-D31 Refer to Estimates of crop area under Temporary crop by size of Holding in Ethiopia (Main season), 2004/05 - 2006/7.

Table D.32-D.34. Refer to Estimates of improved seed. , Irrigation, pesticide and fertilizer applied area and their percentage distribution by crop for Main Season of Private Holdings in Ethiopia, 2004/05 - 2006/07.

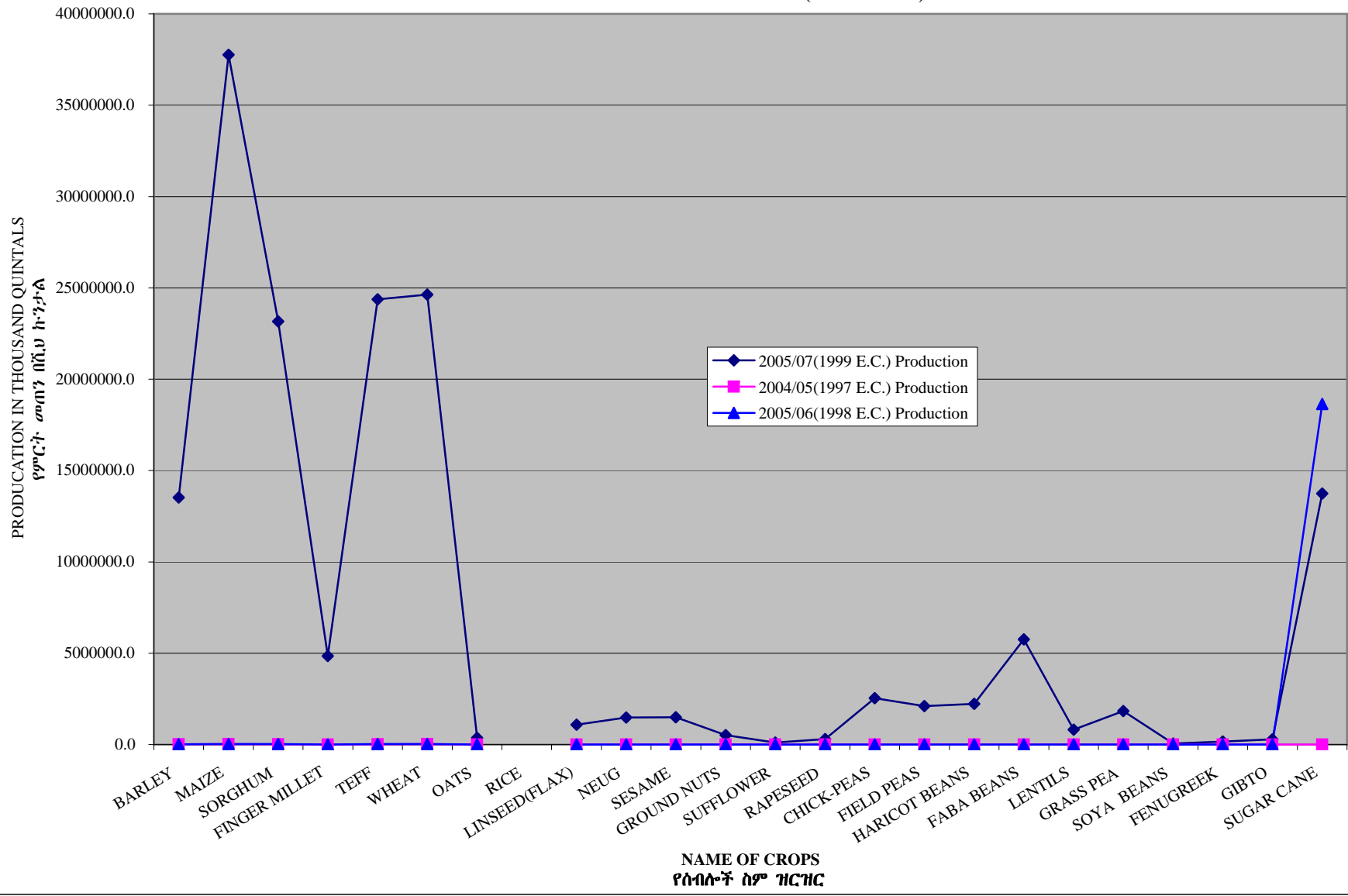
Table D.35 – D.37. Refer to Estimates of fertilizer applied area by type of fertilizer for Main season (MEHER) crops of private holdings in Ethiopia, 2004/05 -2006/07.

Table D.38 – D.40. Refer to Estimates of Quantity of commercial fertilizer applied by type of fertilizer for Main season crops of private holdings in Ethiopia, 2004/05 - 2006/07.

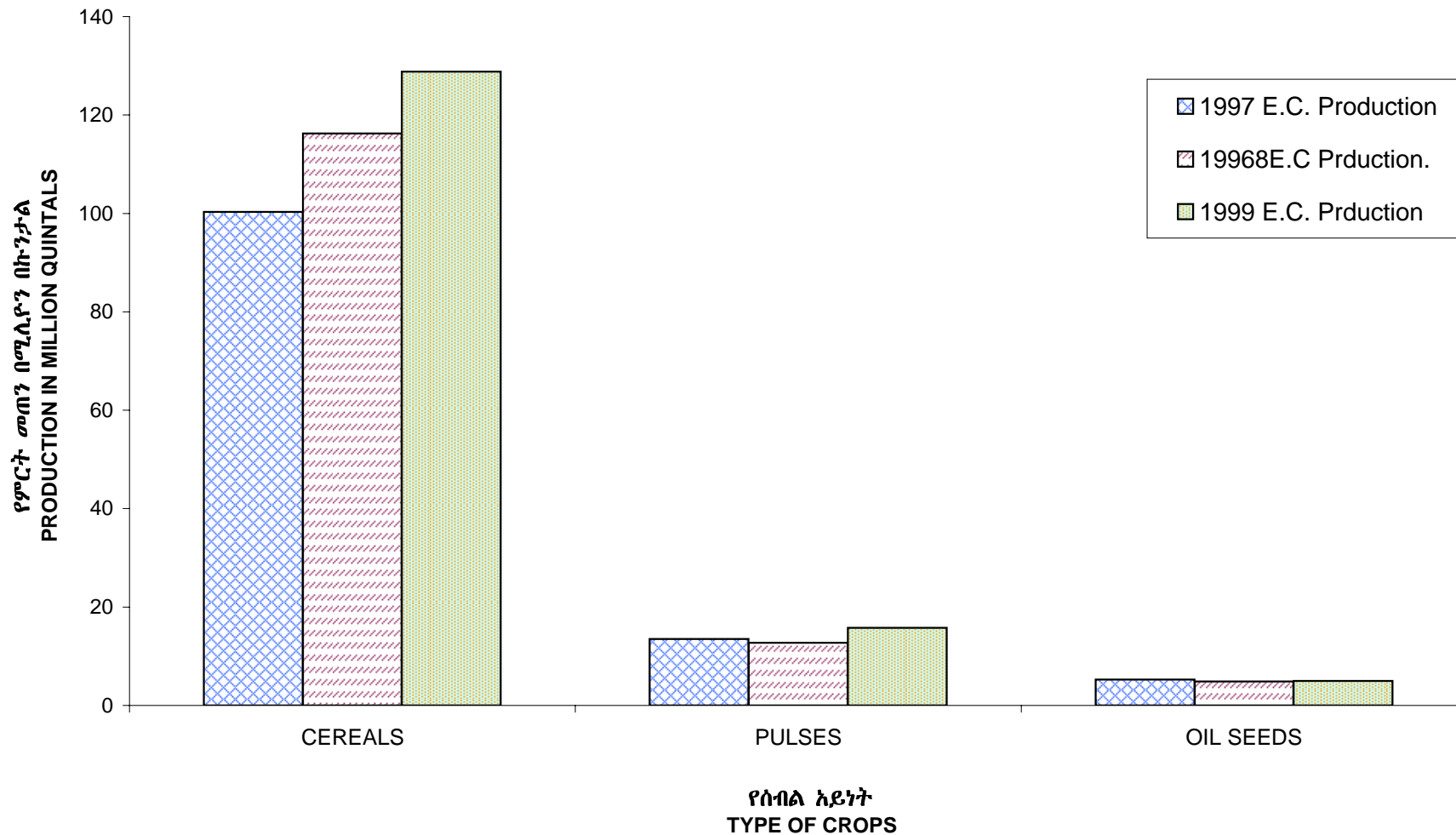
Note:-

All data on Tables D.4 – D.40 are for Private Holdings only.

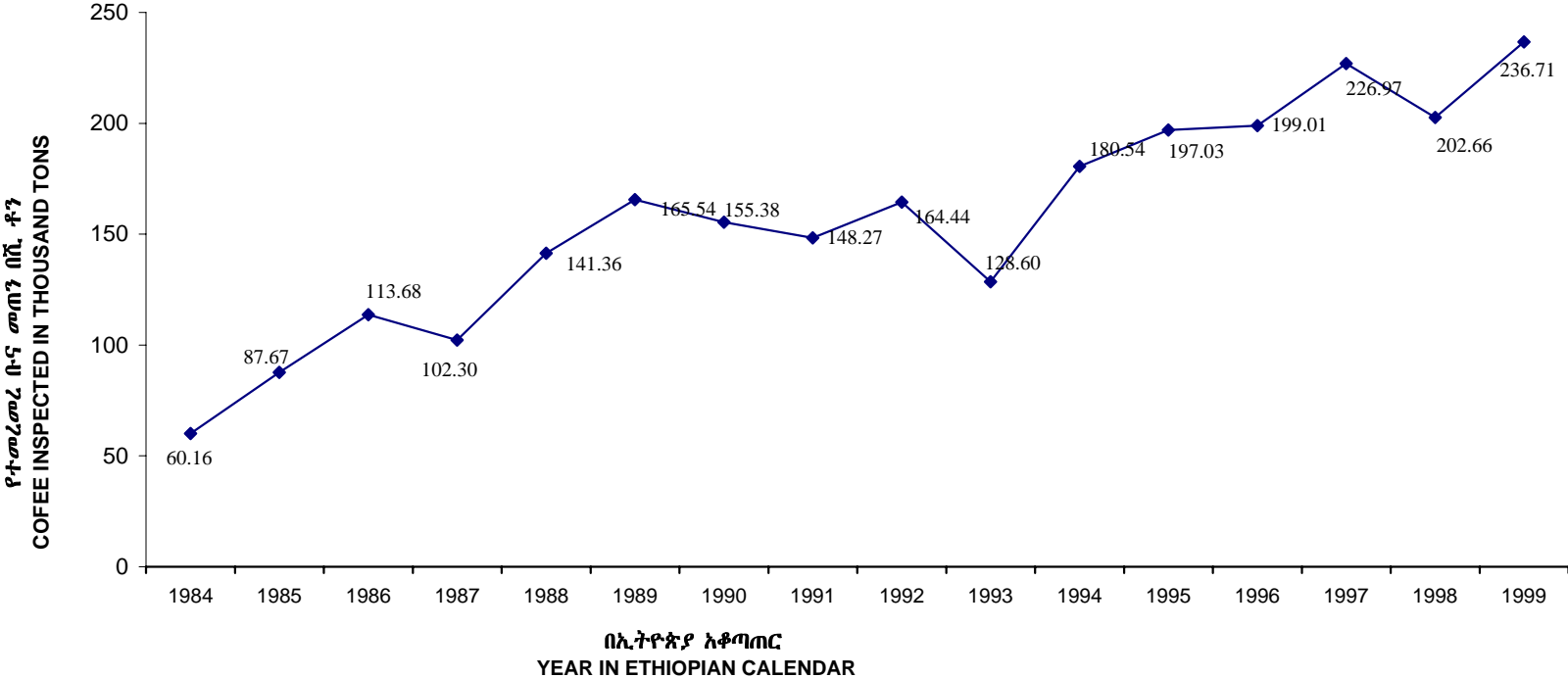
FIG. D.1.1 A PRODUCTION OF MAJOR CROPS FOR MAIN SEASON (MEHER)(2004/5-2006/2007)
 የዋና ዋና ሰብሎች ምርት መጠን በዋናው መክር ወቅት (1997-1999 ዓ.ም.)



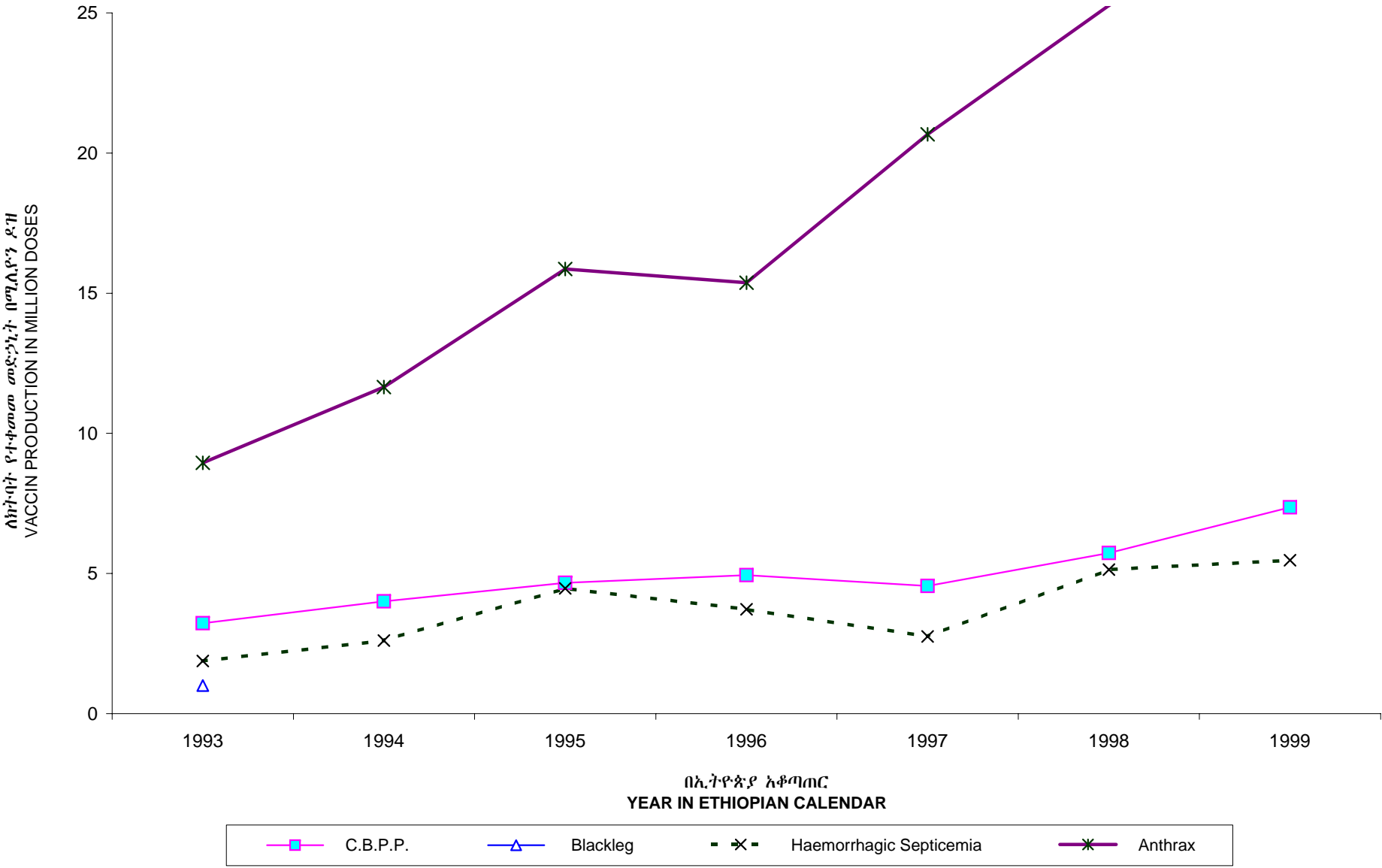
የዋና ዋና ሰብሎች ምርት ግምት በዋናው መኸር ወቅት (1997-1999 ዓ.ም)
 Fig D.1.1- B PRODUCTION OF MAJOR AGRICULTURAL CROPS 2004/05 - 2006/07
 FOR MAIN SEASON (MEHER).



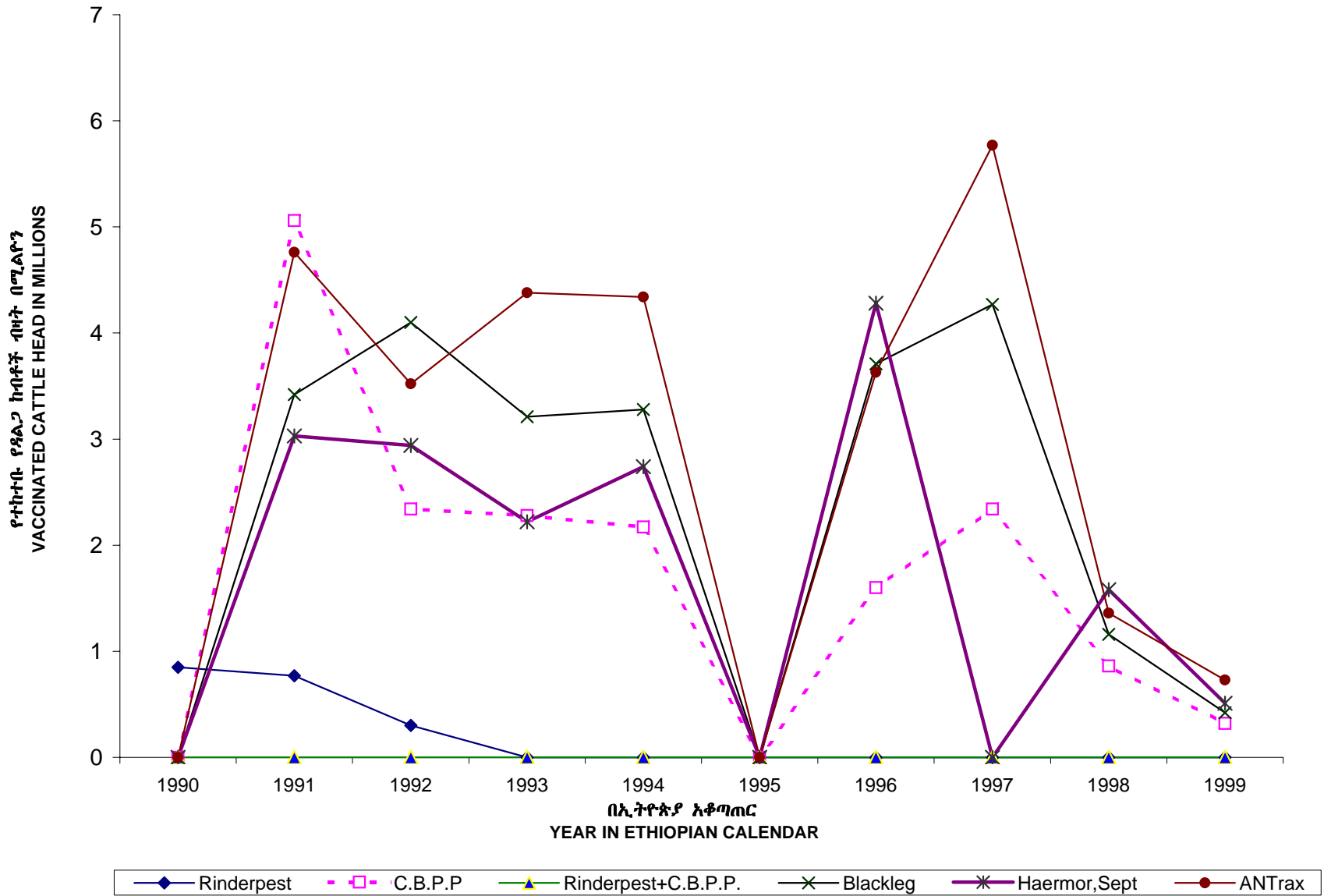
በቡናና ሻይ ባለሥልጣን የተመረመረ ቡና መጠን (1984-1999 ዓ.ም)
Fig D.2. AMOUNT OF COFEE INSPECTED BY COFEE AND TEA DEVELOPMENT AUTHORITY IN ETHIOPIA 1991/92 - 2006/07



ለክትባት የተቀመመ መድኃኒት መጠን(1993-1999 ዓ.ም)
 Fig D.3.A AMOUNT OF VACCINE ODUCTION, 2000/20001 - 2006/2007



የተከተሉ የዳልጋ ከብቶች ብዛት (1990-19990 ዓ.ም)
 Fig D.3.B NUMBER OF CATTLE VACCINATED, 1997/98 - 2006/2007 .



በኢትዮጵያ** የታረሰ መሬት ስፋትና የዋና ዋና ሰብሎች ምርት ግምት (መኸር) 1997 - 1999 ዓ.ም
 AREA UNDER CULTIVATION, YIELD AND PRODUCTION OF MAJOR CROPS FOR 2003/04 - 2005/06 MAIN (MEHER) SEASON ETHIOPIA*

ሠንጠረዥ መ.1.1

TABLE D.1.1

የሰብላ ዓይነት	1997 ዓ.ም.			1998 ዓ.ም.			1999 ዓ.ም.			
	የታረሰው መሬት ስፋት (በሄክታር)	የእያንዳንዱ ሄክታር ምርት (በኩንታል)	ጠቅላላ ምርት (በኩንታል)	የታረሰው መሬት ስፋት (በሄክታር)	የእያንዳንዱ ሄክታር ምርት (በኩንታል)	ጠቅላላ ምርት (በኩንታል)	የታረሰው መሬት ስፋት (በሄክታር)	የእያንዳንዱ ሄክታር ምርት (በኩንታል)	ጠቅላላ ምርት (በኩንታል)	
የብርሶና ለገዳ ስህሎች	7,637,524		100,308,355	8,081,292		116,241,561	8,471,919.72		128,797,925.96	CEREALS
ጉብስ	1,095,436	12.12	13,280,520	997,868	12.73	12,706,798	1,019,313.77	13.27	13,521,480.05	BARLEY
ቦቆሎ	1,392,916	17.19	23,941,622	1,526,125	21.87	33,367,952	1,694,521.55	22.29	37,764,397.06	MAIZE
ማሽላ	1,253,620	13.69	17,159,543	1,468,070	14.81	21,735,987	1,464,318.17	15.82	23,160,409.33	SORGHUM
ዳጉሳ	312,931	10.64	3,328,038	333,029	11.92	3,970,017	374,071.57	12.95	4,844,089.15	FINGER MILLET
ጤፍ	2,135,553	9.48	20,255,214	2,246,017	9.69	21,755,977	2,404,674.00	10.14	24,377,494.60	TEFF
ስንዶ	1,398,215	15.57	21,766,030	1,459,540	15.20	22,190,754	1,473,917.31	16.71	24,630,638.52	WHEAT
አጃ	45,131	12.56	566,754	44,401	9.05	401,634	32,798.34	11.05	362,432.14	OATS
ሩዝ	*	*	*	6,241	18.02	112,443	*	*	*	RICE
የቅባት አሀሎች	824,430		5,263,955	796,473		4,863,553	741,790.98		4,970,839.57	OIL SEEDS
የተልባ ፍሬ	250,702	6.06	1,518,640	215,107	5.85	1,259,072	174,108.46	6.22	1,082,215.82	LINSEED(FLAX)
ኑግ	358,828	5.22	1,872,135	306,877	4.79	1,471,286	274,720.21	5.38	1,477,588.40	NEUG
ሰሊጥ	136,220	8.47	1,153,882	205,153	7.26	1,488,610	211,311.86	7.07	1,493,867.43	SESAME
ለውዝ	27,084	10.73	290,532	35,468	9.65	341,501	37,126.32	13.76	510,801.36	GROUND NUTS
ሱፍ	9,715	7.25	70,392	8,867	6.72	59,572	13,019.05	8.58	111,759.74	SUFFLOWER
ጎመንዘር	41,881	8.56	358,375	25,001	9.74	243,512	30,637.06	9.53	292,060.82	RAPESEED
ጥሬጥሬዎች	1,349,116		13,495,792	1,292,169		12,712,469	1,379,045.77		15,786,215.39	PULSES
ሽምብራ	167,569	9.64	1,615,951	201,010	10.48	2,105,851	200,066.05	12.69	2,538,713.21	CHICK-PEAS
አተር	254,365	8.98	2,283,354	233,087	7.82	1,822,676	221,715.39	9.48	2,100,948.79	FIELD PEAS
አደንጌሬ	245,597	8.61	2,113,471	163,688	8.46	1,384,216	223,356.66	9.97	2,227,007.96	HARICOT BEANS
ባቁላ	463,174	11.92	5,519,838	456,919	11.22	5,127,970	459,201.57	12.55	5,761,562.97	FABA BEANS
ምስር	76,642	7.12	545,550	84,895	6.79	576,033	97,110.32	8.35	810,494.22	LENTILS
ጓያ	112,425	11.12	1,250,284	123,464	11.82	1,459,448	124,954.05	14.71	1,837,839.76	GRASS PEA
አኩሪ አተር	2,606	3.20	8,335	3,327	11.46	38,119	6,352.46	9.21	58,489.47	SOYA BEANS
አብሽ	16,325	7.09	115,803	11,845	6.32	74,839	20,762.03	7.90	163,985.87	FENUGREEK
ግብጦ	10,413	4.15	43,205	13,936	8.85	123,318	25,526.23	11.25	287,173.14	GIBBO
ሌሎች አዝርዕት										OTHER CROPS
ሸንኩራ አገዳ	18,601	68.51	1,274,281	43,555	427.92	18,638,318	42,995.37	319.73	13,747,115.00	SUGAR CANE
	AREA (ha)	YIELD (qt/ha)	PRODUCTION (qt)	AREA (ha)	YIELD (qt/ha)	PRODUCTION (qt)	AREA (ha)	YIELD (qt/ha)	PRODUCTION (qt)	CROP TYPE
	2003./2004			2004./2005			2005/2006.			

** የአርብቶ አደር አካባቢዎችን አይጨምርም
 ** Excluding Nomadic Areas

ማስታወሻ:- የግል ገበሬዎች ይዘታን ብቻ ነው
 NOTE: Data is for private holdings only

- መረጃ አልተገኘም
 - Data not available.

Source: The 2004/05- and 2005/06- data of sugar cane is obtained from small holder farms, while for 2003/04 is obtained from Methara Wonji and Finchaa sugare factories.
 የመረጃ ምንጭ: የ1997 ዓ.ም ና የ1998 ዓ.ም የሸንኩራ አገዳ ምርት የግል ገበሬዎችን ይዘታ ብቻ ሲሆን የ1996 ዓ.ም. ግን የተገኘው ከመተሃራ፣ ወንጅና ፊንጅና ፋብሪካዎች ነው::

በኢትዮጵያ** የታረሰ መሬት ስፋትና የዋና ዋና ሰብሎች ምርት በበልግ ወቅት (1997ዓ.ም. - 1999ዓ.ም.)
 AREA UNDER CULTIVATION, YIELD AND PRODUCTION OF MAJOR CROPS FOR 2004/05 - 2006/07 BELG SEASON ETHIOPIA**

ሠንጠረዥ መ.1.2

TABLE D.1.2

የሰብል ዓይነት	1997 ዓ.ም.(የሰብል ግምገማ ግምት)			1998 ዓ.ም.			1999 ዓ.ም.			CROP TYPE
	የታረሰው መሬት ስፋት (በሄክታር)	የእያንዳንዱ ሄክታር ምርት (በኩንታል)	ጠቅላላ ምርት (በኩንታል)	የታረሰው መሬት ስፋት (በሄክታር)	የእያንዳንዱ ሄክታር ምርት (በኩንታል)	ጠቅላላ ምርት (በኩንታል)	የታረሰው መሬት ስፋት (በሄክታር)	የእያንዳንዱ ሄክታር ምርት (በኩንታል)	ጠቅላላ ምርት (በኩንታል)	
የባርሬይ ስገዳ ስህሎች	796,490.00	7.80	6,236,550.00	922,056.79	9.83	9,062,583.19	-	-	-	CEREALS
ገብስ	159,350.00	2.98	474,700.00	210,763.00	0.60	127,148.66	-	-	-	- BARLEY
ቦቆሎ	408,650.00	12.53	5,121,520.00	423,989.72	13.56	5,750,736.80	-	-	-	- MAIZE
ማሽላ	57,840.00	0.34	19,570.00	44,113.89	6.04	266,420.23	-	-	-	- SORGHUM
ዳጉሳ	1,620.00	0.54	870.00	1,962.86	1.98	3,878.52	-	-	-	- FINGER MILLET
ጤፍ	87,890.00	2.26	221,650.00	113,065.85	6.36	718,783.18	-	-	-	- TEFF
ስንዴ	590,280.00	-	*	110,645.65	7.93	877,872.47	-	-	-	- WHEAT
አጃ	11,780.00	0.96	11,320.00	17,347.82	9.67	167,743.34	-	-	-	- OATS
ሩዝ	-	-	*	*	-	-	-	-	-	- RICE
የቅባት አሀሎች	9,670.00	*	*	6,830.13	-	-	-	-	-	OIL SEEDS
የተልባ ፍሬ	5,770.00	*	*	*	-	*	-	-	-	- LINSEED(FLAX)
ኑግ	*	*	*	*	-	*	-	-	-	- NEUG
ሰሊጥ	*	*	*	312.37	-	*	-	-	-	- SESAME
ለውዝ	*	*	*	*	-	*	-	-	-	- GROUND NUTS
ሱፍ	310.00	*	*	180.6	-	*	-	-	-	- SUFFLOWER
ጎመንዘር	3,400.00	*	*	10,204.00	-	*	-	-	-	- RAPESEED
ጥሬ-ጥሬዎች	176,640.00	2.39	421,410.00	196,488.16	6.12	1,202,919.25	-	-	-	PULSES
ሽምብራ	13,510.00	0.41	5,580.00	10,480.77	6.06	63,518.17	-	-	-	- CHICK-PEAS
አተር	*	-	16,190.00	19,989.84	7.38	147,525.02	-	-	-	- FIELD PEAS
አደንጌሬ	125,390.00	2.61	327,050.00	147,961.92	6.01	888,714.54	-	-	-	- HARICOT BEANS
ባቁላ	2,160.00	*	*	3,656.30	9.25	33,831.57	-	-	-	- FABA BEANS
ምስር	12,290.00	*	*	11,486.66	5.01	57,544.64	-	-	-	- LENTILS
ጓያ	*	-	-	1,427.12	4.71	6,724.44	-	-	-	- GRASS PEA
አኩሪ አተር	*	-	460.00	11.44	0.00	*	-	-	-	- SOYA BEANS
አብሽ	*	*	*	1,447.80	3.48	5,034.44	-	-	-	- FENUGREEK
ግብጦ	*	*	*	*	-	-	-	-	-	- GIBTO
ሌሎች አዝርዕት	0.0	-	-	-	-	-	-	-	-	OTHER CROPS
ሸንኩራ አገዳ	-	-	-	-	-	-	-	-	-	- SUGAR CANE
	AREA (ha)	YIELD (qt/ha)	PRODUCTION (qt)	AREA (ha)	YIELD (qt/ha)	PRODUCTION qt	AREA (ha)	YIELD (qt/ha)	PRODUCTION qt	
	2002/2003.(Estimates of crop forecast)			2005/2006.			2006/2007.			

የአርብቶአደር አካባቢዎችን ዓይጨምርም::

** Excluding Nomadic Areas

ማስታወሻ:- የግል ገበሬዎች ይዘታን ብቻ ነው

NOTE: Data is for private holdings only

- መረጃ አልተገኘም

- Data not available.

በቡናና ሻይ ባለሥልጣን የተመረመረ ቡና መጠን
Coffee Inspected by the Coffee and Tea Authority ,ETHIOPIA.

ቡቱን
(IN Tons) Table D.2

ዓመተ ምህረት	የተመረመረ ቡና መጠን	
1984	60155	1991/92
1985	87669	1992/93
1986	113680	1993/94
1987	102302	1994/95
1988	141361	1995/96
1989	165536	1996/97
1990	155377	1997/1998
1991	148271	1998/1999
1992	164435	1999/2000
1993	128597	2000/2001
1994	180537	2001/2002
1995	197034	2002/2003
1996	199009	2003/2004
1997	226971	2004/2005
1998	202657	2005/2006
1999	236712	2006/2007
	Total Coffee Inspected	YEAR

በቡናና ሻይ ባለሥልጣን የተመረመረ ቡና መጠን በክልልና በዞን
Coffee Inspected by the Coffee and Tea Authority by Killilil and Zor

ቡቱን
(In Tons) Table D.2.1

ክልል/ዞን	ዓመተ ምህረት						Killilil/Zone
	1994	1995	1996	1997	1998	1999	
ክልል/ዞን	1994	1995	1996	1997	1998	1999	
አሮሚያ	98,314.0	1,099,992.0	121,638.0	122,935.0	127,406.0	138,461.0	Oromia
ምዕራብ ወለጋ	25,135.0	38,238.0	39,025.0	40,606.0	33,984.0	26,061.0	West Wellega
ምሥራቅ ወለጋ	73.0	11.0	78.0	-	-	29.0	East Wellega
አሌባባር	11,573.0	17,499.0	19,791.0	14,855.0	16,538.0	17,156.0	Illubabor
ምዕራብ ሐረርጌ	9,353.0	8,756.0	7,477.0	8,364.0	3,648.0	13,752.0	West Harerghe
ምሥራቅ ሐረርጌ	2,545.0	3,542.0	4,127.0	3,654.0	13,196.0	3,896.0	East Harerghe
ባሌ	3,823.0	3,307.0	2,985.0	5,130.0	3,949.0	7,124.0	Bale
ቦረና	13,582.0	15,236.0	16,720.0	13,533.0	8,903.0	12,811.0	Borena
ጅማ	32,145.0	23,346.0	30,096.0	26,743.0	34,781.0	35,611.0	Jimma
አርሲ	85.0	57.0	1,339.0	2,198.0	1,468.0	3,711.0	Arsi
ድሬዳዋ	-	-	-	-	-	638.0	Dire Dawa
ጉጂ	-	-	-	7,801.0	10,939.0	17,692.0	Guji
ደቡብ ኢትዮጵያ	78,893.0	82,315.0	72,598.0	100,302.0	72,320.0	95,297.0	South Ethiopia
ሲዳማ	22,160.0	23,749.0	16,785.0	29,325.0	19,250.0	27,946.0	Sidama
ጊዳኔ	28,185.0	28,620.0	22,603.0	34,327.0	23,968.0	32,185.0	Gideo
ወላይታ	2,239.0	1,478.0	1,415.0	2,700.0	963.0	2,404.0	Welayta
ጋሙጎፋ	2,817.0	2,000.0	1,948.0	3,079.0	2,704.0	2,755.0	Gamogofa
ደቡብ ኦሞ	2,775.0	1,382.0	1,478.0	1,364.0	792.0	1,345.0	South Omo
ቤንሻ ማጃ	7,715.0	8,619.0	10,755.0	10,097.0	10,356.0	10,132.0	Benchmaji
ክፋ	608.0	627.0	1,176.0	1,917.0	1,622.0	2,066.0	Kefa
ሸካ	7,603.0	8,335.0	9,644.0	8,435.0	6,983.0	7,625.0	Sheka
ክምብራና ጠምባሮ	3,222.0	5,977.0	5,146.0	7,340.0	4,402.0	6,479.0	Kembata and Tembaro
ሀዲያ	112.0	69.0	241.0	284.0	169.0	609.0	Hadiya
አማሮ ልዩ	1,297.0	993.0	884.0	1,028.0	884.0	1,639.0	Amaro Liyu Wereda
ደራሹ ልዩ	140.0	456.0	519.0	491.0	225.0	30.0	Derashe Liyu
ኮንሶ ልዩ	4.0	-	-	5.0	2.0	82.0	Konso Liyu
ጉራጌ ልዩ	16.0	-	4.0	-	-	-	Guragge
ክልል 12(ጋምቤላ)	3,289.0	4,675.0	4,773.0	3,734.0	2,931.0	2,954.0	Killilil 12(Gambela)
ጋምቤላ	3,289.0	4,675.0	4,773.0	3,734.0	2,931.0	2,648.0	Gambela
መዝገር	-	-	-	-	2,931.0	306.0	Mezeqer
በሕገወጥ ተይዞ የተመረመረ/ሌሎች	41.0	52.0	-	-	-	-	Contraband/Others
ድምር	180537.0	197034.0	199009.0	226971.0	202657.0	236712.0	Total
	2001/2002	2002/2003	2003/2004	2004/2005	2005/2006	2006/2007	

ማስታወሻ: - መረጃ አልተገኘም
Note: - Data not available

ከቡናና ሻይ ባለሥልጣን የተገኘ
Source: Coffee and Tea Authority

ለከብት ሕክምና የተቀመመ መድኃኒት (ክትባት) መጠን*
AMOUNT OF VACCINE PRODUCTION*

ሠንጠረዥ መ.3

Table D.3

የተቀመመ መድኃኒት /ክትባት በደብዳቤ/	Year in Ethiopian calendar							VACCINE PRODUCTION DOSES
	1993	1994	1995	1996	1997	1998	1999	
ለደብዳቤ	0	592,500	1,209,400	1,952,100	5,718,100	5,731,500	9,641,400	Rinderpest
ለሰንጠረዥ	3,228,600	4,003,050	4,668,250	4,939,250	4,555,100	5,728,650	7,365,150	C.B.P.P.
ለአባጥርባ	1,882,000	2,604,850	4,473,250	3,724,250	2,751,450	5,135,450	5,474,900	Blackleg
ለጎረቤት	3,833,600	4,450,960	5,511,200	4,756,100	7,639,900	8,673,900	6,629,700	Haemorrhagic Septicemia
ለአባሰንጋ	8,944,200	11,651,360	15,862,100	15,371,700	20,664,550	25,269,500	29,111,150	Anthrax
ድምር	2000/2001	2001/2002	2002/2003	2003/2004	2004/2005	2005/2006	2006/2007	Total
	2000/2001	2001/2002	2002/2003	2003/2004	2004/2005	2005/2006	2006/2007	Year

* የዓመቱ መጨረሻ ሰኔ 30 ነው።

* Year ending 7th July.

የመረጃ ምንጭ:- ከብሔራዊ የእንስሳት ጤና ጥበቃ ኢንስቲትዩት የተገኘ

Source:- National Animal Health Institute

የተከተቡ የዳልጋ ከብቶች ብዛትና በክትባት ሥራ ላይ የሚገኙ ሠራተኞች*
CATTLE VACCINATED AND VETERINARY PERSONNEL*

ሠንጠረዥ መ.3.1

Table D.3.1

የተከተቡ ከብቶች ብዛት	Year in Ethiopian calendar										CATTLE VACCINATED	
	1990	1991	1992	1993	1994	1995	1996	1997	1998	1999		
ለደብዳቤ	852,230	765,440	295,400	-	-	-	-	-	-	-	-	Rinderpest
ለሰንጠረዥ	-	5,055,850	2,335,800	2,275,650	2,167,215	-	1,602,900	2,338,100	83,570	324,168	-	C.B.P.P.
ለደብዳቤና ሰንጠረዥ	-	-	-	-	-	-	-	-	-	-	-	Rinderpest + C.B.P.P.
ለአባጥርባ	-	3,420,450	4,102,800	3,205,330	3,275,567	-	3,712,050	4,266,950	1,164,751	419,375	-	Blackleg
ለጎረቤት	-	3,025,550	2,935,800	2,220,078	2,737,600	-	4,284,050	-	1,576,534	505,619	-	Haemorrhagic Septicemia
ለአባሰንጋ	-	4,716,600	3,521,800	4,386,588	4,338,405	-	3,629,700	5,773,200	1,358,155	726,867	-	Anthrax
ድምር	852,230	16,983,890	13,191,600	12,087,646	12,518,787	-	13,228,700	12,378,250	4,183,010	1,976,029	-	Total
የከብት ሕክምና ባለሙያዎች ብዛት												VETERINARY PERSONNEL (NUMBER)
ሐኪሞች	515	472	483	446	413	400	483	339	379	317	-	Doctors
ረዳት የከብት ሐኪሞች	824	763	800	945	788	749	800	783	832	1,594	-	Animal health assistants
ቴክኒሻኖች	131	140	-	-	-	2,917	3,000	1,955	1,983	1,093	-	Technicians
ረዳት ቴክኒሻኖች	39	-	-	-	-	-	-	-	-	-	-	Ass. Technicians
ከታቢዎች	2,562	2,887	3,016	3,436	3,447	-	-	155	216	182	-	Vaccinators(Technicians)
ሥጋ መርማሪዎች	49	170	-	277	267	155	210	250	245	176	-	Meat inspectors
ድምር	4,120	4,432	4,299	5,104	4,915	4,221	4,493	3,482	3,655	3,362	-	Total
	1997/98	1998/99	1999/2000	2000/2001	2001/2002	2002/2003	2003/2004	2004/2005	2005/2006	2006/2007	YEAR	

* የዓመቱ መጨረሻ ሰኔ 30

* Year ending 7th July.

የመረጃ ምንጭ:- ከግብርና ሚኒስቴር የእንስሳት ሀብት ልማት መምሪያ ከእንስሳት ጤና ጥበቃ ቤቱ የተገኘ

Source:- Ministry of Agriculture, Animal Resources and Development Department, Veterinary Division.

- መረጃ አልተገኘም

- Data not available

የዳሊጋ ክብት፡ በግና ፍየል ብዛት ግምት በክልል **1997 - 1999 ዓ.ም.
 (የግል ገበሬዎች ይዞታ በገጠር ብቻ)
 ESTIMATED NUMBER OF CATTLE, SHEEP & GOAT BY REGION ** 2004/2005 - 2006/2007
 (PRIVATE PEASANT HOLDINGS FOR RURAL ONLY)

ሆንጠረዥ መ.4

በሺህ ('000) TableD.4

ክልል	1997			1998			1999		
	የዳሊጋ ክብት	በግ	ፍየል	የዳሊጋ ክብት	በግ	ፍየል	የዳሊጋ ክብት	በግ	ፍየል
ትግራይ	2,713.75	726.4	2,089.70	2,622.17	813.55	2,399.81	2,952.18	973.49	2,771.27
አፋር	327.37	196.39	483.78	317.11	156.88	411.05	447.98	247.60	627.90
አማራ	9,694.80	6,390.80	4,101.77	10,077.30	7,530.52	4,856.47	10,497.64	8,237.08	5,152.81
ኦሮሚያ	17,214.54	6,905.37	4,849.06	18,247.97	8,084.57	5,383.64	19,714.20	9,275.73	5,880.69
ሶማሌ	459.72	463	650.97	520.9	594.29	668.62	608.21	714.69	1,062.08
ቤንሻንጉል ጉሙዝ	307.82	65.8	244.57	350.39	68.93	314.28	322.67	89.10	339.53
ደ/ብ/ብ/ሀ	7,938.49	3,270.20	2,289.97	8,043.17	3,403.10	2,054.08	8,476.03	4,031.67	2,549.98
ጋምቤላ	NA	NA	NA	NA	NA	NA	NA	NA	NA
ሀረሪ	31.73	3.44	26.91	37.4	4.5	32.78	37.52	4.27	34.45
አዲስ አበባ	20.7	7.9	3.15	26.27	11.05	4.08	29.21	10.74	3.70
ድሬዳዋ	40.4	46.28	118.77	38.44	54.17	124.09	38.96	48.67	137.33
ድምር	38,749.32	18,075.58	14,858.65	40,281.11	20,721.56	16,248.90	43,124.58	23,633.01	18,559.73
	CATTLE	SHEEP	GOAT	CATTLE	SHEEP	GOAT	CATTLE	SHEEP	GOAT
	2004/2005			2005/2006			2006/2007		

* These estimates could not be reported in this table because of high coefficient of variation (i.e less reliable). However, they are consolidated in the total estimates.

NA = Not available

**መረጃው የአርብቶ አደር አካባቢዎችን አይጨምርም

** Excluding nomadic areas.

የፈረስ፡ በቅሎና አሀያ ብዛት ግምት በክልል **1997 - 1999 ዓ.ም.
 (የግል ገበሬዎች ይዞታ በገጠር ብቻ)
 ESTIMATED NUMBER OF HORSE, MULE & DONKEY BY REGION ** 2004/2005 - 2006/2007
 (PRIVATE PEASANT HOLDINGS FOR RURAL ONLY)

ሆንጠረዥ መ.5

በሺህ ('000) TableD.5

ክልል	1997			1998			1999		
	ፈረስ	በቅሎ	አሀያ	ፈረስ	በቅሎ	አሀያ	ፈረስ	በቅሎ	አሀያ
ትግራይ	1.20	9.19	386.60	1.89	7.90	387.39	2.27	7.25	437.39
አፋር	-	0.20	12.27	-	0.15	12.83	*	0.16	11.89
አማራ	257.32	89.00	1400.03	289.90	102.58	1513.89	283.81	92.80	1,544.05
ኦሮሚያ	959.71	153.71	1703.91	969.04	166.92	1911.23	1,045.56	160.54	2,059.72
ሶማሌ	-	-	91.55	*	-	89.34	-	*	*
ቤንሻንጉል ጉሙዝ	-	1.77	37.52	*	1.50	39.92	*	1.41	39.71
ደ/ብ/ብ/ሀ	298.72	63.46	278.44	307.10	61.14	302.80	322.32	63.05	283.47
ጋምቤላ	NA	NA	NA	NA	NA	NA	NA	NA	NA
ሀረሪ	-	-	6.32	-	*	6.99	-	-	6.83
አዲስ አበባ	0.38	0.27	4.78	0.44	0.36	6.08	579.00	0.40	6.09
ድሬዳዋ	-	-	8.82	-	-	10.08	*	-	10.78
ድምር	1517.33	317.60	3930.24	1569.32	340.57	4280.54	1,655.38	325.70	4,498.39
	HORSE	MULE	DONKEY	HORSE	MULE	DONKEY	HORSE	MULE	DONKEY
	2004/2005			2005/2006			2006/2007		

* These estimates could not be reported in this table because of high coefficient of variation (i.e less reliable). However, they are consolidated in the total estimates.

NA = Not available

**መረጃው የአርብቶ አደር አካባቢዎችን አይጨምርም

** Excluding nomadic areas.

የግመል፣ ዶሮና ንብ የያዙ ቀፎዎች ብዛት ግምት በክልል 1997-1999 ዓ.ም
 (የግል ገበሬዎች ይዞታ በገጠር ብቻ)
 ESTIMATED NUMBER OF CAMEL, POULTRY & BEEHIVE BY REGION **2004/2005 - 2006/2007
 (PRIVATE PEASANT HOLDINGS FOR RURAL ONLY)

ክልል	1997			1998			1999		
	ግመል	ዶሮ	የንብ ቀፎ	ግመል	ዶሮ	የንብ ቀፎ	ግመል	ዶሮ	የንብ ቀፎ
ትግራይ	32.65	3,180.24	204.8	32.78	3,131.24	182.34	34.89	3,495.08	183.80
አፋር	99.83	38.32	8.1	112.13	49.43	0.45	143.75	43.80	0.91
አማራ	14.27	8,442.24	919.45	14.68	9,400.92	791.66	32.00	10,401.84	853.09
ኦሮሚያ	139.83	11,637.07	2,513.79	121.97	12,226.80	2,155.77	131.26	12,730.69	2,729.52
ሶማሌ	165.26	154.67	5.33	145.07	92.49	*	264.24	106.53	4.45
ቤንሻንጉል ጉሙዝ		732.27	166.13		635.63	153.83	-	743.05	174.45
ደ/ብ/ብ/ሀ		6,586.14	726.96	*	6,391.05	720.69	-	6,577.30	936.47
ጋምቤላ	NA	NA	NA	NA	NA	NA	NA	NA	NA
ሀረሪ		31.43	0.67	*	33.33	0.6	*	31.78	0.80
አዲስ አበባ		21.42	0.17		22.16	0.39	-	21.56	0.26
ድሬዳዋ	5.07	44.74	0.84	6.41	49.16	0.73	8.31	47.85	0.72
ድምር	456.91	30,868.54	4,546.24	436.62	32,032.20	4,012.52	616.40	34,199.48	4,884.47
	CAMEL	POULTRY	BEEHIVE	CAMEL	POULTRY	BEEHIVE	CAMEL	POULTRY	BEEHIVE
	2004/2005			2005/2006			2006/2007		

* These estimates could not be reported in this table because of high coefficient of variation (i.e less reliable). However, they are consolidated in the total estimates.

NA = Not available

መረጃው የአርብቶ አደር አካባቢዎችን አይጨምርም

** Excluding nomadic areas.

የማዳበሪያ ስርጭት በክልል

ሠንጠረዥ መ.7

Table D.7

		1997/98			1998/99			1999/2000		
Region	ክልል	ዳፕ	ዩሪያ	ድምር	ዳፕ	ዩሪያ	ድምር	ዳፕ	ዩሪያ	ድምር
TIGRAY	ትግራይ	37789.30	25320.26	63109.56	14433.00	12621.50	27054.50	42621.00	16279.00	58900.00
AMHARA	አማራ	227996.85	291253.25	519250.10	229172.50	259762.30	488934.80	269348.00	367260.00	663608.00
OROMIA	ኦሮሚያ	443963.00	363011.90	806974.90	40570.00	21029.50	61599.50	76202.00	55174.00	131376.00
SNNP	ደቡብ	135432.75	21003.00	156435.75	82755.50	20172.34	102927.84	44514.00	16447.00	60961.00
Benishngul	ቤኒሻንጉል	1958.00	2581.50	4539.50	-	-	-	5711.00	2306.50	8017.50
Harari	ሐረሪ	9190.00	803.00	9993.00	-	-	-	1500.00	2200.00	3700.00
Somalie	ሶማሌ	-	-	-	-	-	-	1535.00	1255.00	2790.00
Dire Dawa	ድሬዳዋ	-	-	-	-	-	-	440.00	-	440.00
Others	ሌሎች	178229.50	220999.00	399228.50	168914.50	120748.00	289662.50	224403.50	249558.80	473962.30
Total	ድምር	1034559.40	924971.91	1959531.31	535845.50	434333.64	970179.14	693274.50	710480.30	1403754.80
		DAP	UREA	TOTAL	DAP	UREA	TOTAL	DAP	UREA	TOTAL
YEAR		2005			2006			2007		

በኢትዮጵያ** በምናው መኸር የሰብል ምርት ዘመን በግብርና ሥራ የተሰማሩ ጠቅላላ ባለይዘታ ብዛት፣ በሰብል የተያዘ መሬት ጠቅላላ ስፋት፣ የአንድ ባለይዘታ በሰብል የተያዘ መሬት ስፋትና ሥርጭት በይዘታ ስፋት መጠን 1997 ዓ.ም

DISTRIBUTION OF TOTAL NUMBER OF HOLDERS, TOTAL CROP AREA AND CROP AREA PER HOLDER BY SIZE OF HOLDING, MAIN SEASON 2004/2005 ETHIOPIA* *

ሠንጠረዥ መ.8

TABLE D.8

የባለይዘታ ብዛትና የመሬት ስፋት መጠን	የይዘታ መጠን (በዜክታር)								ጠቅላላ
	ከ0.10 በታች	0.10- 0.50	0.51-1.00	1.01-2.00	2.01-5.00	5.01-10.00	ከ10.00 በላይ	ጠቅላላ	
በግብርና ሥራ የተሰማሩ የባለይዘታ ብዛት	750,938	2,791,556	2,778,223	3,010,770	1,836,183	156,308	11,966	11,335,945	NUMBER OF AGRICULTURAL HOLDERS
የባለይዘታ ብዛት ከምሉኩብ መቶኛ	6.62	31.25	55.76	82.32	98.52	100.00	100.00	100.00	CUMM PERCENT OF HOLDERS
በሰብል የተያዘ ማሣ ጠቅላላ ስፋት	23,679	683,346	1,708,627	3,588,243	4,158,135	650,841	75,083	10,887,953	TOTAL CROP AREA (HECTARES)
የመሬት ስፋት ከምሉኩብ መቶኛ	0.22	6.49	22.19	55.14	93.33	100.00	100.00	100.00	CUMM PERCENT OF TOTAL CROP AREA
አማካይ የአንድ ባለይዘታ የማሣ ስፋት (በዜክታር)	0.05	0.30	0.74	1.43	2.86	6.39	13.11	1.20	AVERAGE CROP AREA PER HOLDER (HEC)
	UNDER 0.10	0.10- 0.50	0.51-1.00	1.01-2.00	2.01-5.00	5.01-10.00	10.00+	TOTAL	NUMBER OF HOLDERS AND SIZE OF HOLDING
	SIZE OF HOLDING(HECTARES)								

** የአርብቶአዲር አካባቢዎችን አይጨምርም:
 ** EXCLUDING NOMADIC AREAS.

በኢትዮጵያ** በዋናው መኸር የሰብል ምርት ዘመን በግብርና ሥራ የተሰማሩ ጠቅላላ ባለይዞታ ብዛት፣ በሰብል የተያዘ መሬት ጠቅላላ ስፋት፣ የአንድ ባለይዞታ በሰብል የተያዘ መሬት ስፋትና ሥርጭት በይዞታ ስፋት መጠን 1998 ዓ.ም

DISTRIBUTION OF TOTAL NUMBER OF HOLDERS, TOTAL CROP AREA AND CROP AREA PER HOLDER BY SIZE OF HOLDING, MAIN SEASON 2005/2006 ETHIOPIA* *

ሠንጠረዥ መ.9

TABLE D.9

የባለይዞታ ብዛትና የመሬት ስፋት መጠን	የይዞታ መጠን (በዘንታር)							ከ10.00 በላይ	ጠቅላላ	
	ከ0.10 በታች	0.10- 0.50	0.51-1.00	1.01-2.00	2.01-5.00	5.01-10.00	10.01+			
በግብርና ሥራ የተሰማሩ የባለይዞታ ብዛት	685,395	2,907,556	2,935,849	3,231,692	1,925,972	142,227	14,247	11,842,937	NUMBER OF AGRICULTURAL HOLDERS	
የባለይዞታ ብዛት ከምላቲቭ መቶኛ	5.79	30.34	55.13	82.42	98.68	99.88	100.00	100.00	CUMM PERCENT OF HOLDERS	
በሰብል የተያዘ ማህ ጠቅላላ ስፋት	22,810	714,182	1,778,565	3,788,609	4,322,828	558,703	106,874	11,292,572	TOTAL CROP AREA (HECTARES)	
የመሬት ስፋት ከምላቲቭ መቶኛ	0.20	6.53	22.28	55.83	94.11	99.05	100.00	100.00	CUMM PERCENT OF TOTAL CROP AREA	
አማካይ የአንድ ባለይዞታ የማህ ስፋት (በዘንታር)	0.05	0.30	0.73	1.42	2.87	6.16	13.38	1.20	AVERAGE CROP AREA PER HOLDER (HEC)	
	UNDER 0.10	0.10- 0.50	0.51-1.00	1.01-2.00	2.01-5.00	5.01-10.00	10.01+	TOTAL	NUMBER OF HOLDERS AND SIZE OF HOLDING	
	SIZE OF HOLDING(HECTARES)									

** የአርብቶአደር አካባቢዎችን አይጨምርም:
** EXCLUDING NOMADIC AREAS.

በኢትዮጵያ** በዋናው መኸር የሰብል ምርት ዘመን በግብርና ሥራ የተሰማሩ ጠቅላላ ባለይዘታ ብዛት፣ በሰብል የተያዘ መሬት ጠቅላላ ስፋት፣ የአንድ ባለይዘታ በሰብል የተያዘ መሬት ስፋትና ሥርጭት በይዘታ ስፋት መጠን 1999 ዓ.ም

DISTRIBUTION OF TOTAL NUMBER OF HOLDERS, TOTAL CROP AREA AND CROP AREA PER HOLDER BY SIZE OF HOLDING, MAIN SEASON 2005/2006 ETHIOPIA* *

ሠንጠረዥ መ.10

TABLE D.10

የባለይዘታ ብዛትና የመሬት ስፋት መጠን	የይዘታ መጠን (በዜክታር)								ጠቅላላ
	ከ0.10 በታች	0.10- 0.50	0.51-1.00	1.01-2.00	2.01-5.00	5.01-10.00	ከ10.00 በላይ	ጠቅላላ	
በግብርና ሥራ የተሰማሩ የባለይዘታ ብዛት	500,182	2,838,516	2,934,538	3,270,784	2,015,152	159,760	13,602	11,732,535	NUMBER OF AGRICULTURAL HOLDERS
የባለይዘታ ብዛት ከምሉቲቭ መቶኛ	4.26	28.46	53.47	81.35	98.52	99.88	100.00	100.00	CUMM PERCENT OF HOLDERS
በሰብል የተያዘ ማህ ጠቅላላ ስፋት	23,536	730,175	1,813,103	3,905,372	4,527,981	691,946	95,663	11,787,775	TOTAL CROP AREA (HECTARES)
የመሬት ስፋት ከምሉቲቭ መቶኛ	0.20	6.39	21.78	54.91	93.32	99.19	100.00	100.00	CUMM PERCENT OF TOTAL CROP AREA
አማካይ የአንድ ባለይዘታ የማህ ስፋት (በዜክታር)	0.05	0.30	0.74	1.43	2.84	6.23	13.30	1.21	AVERAGE CROP AREA PER HOLDER (HEC)
	UNDER 0.10	0.10- 0.50	0.51-1.00	1.01-2.00	2.01-5.00	5.01-10.00	10.00+	TOTAL	NUMBER OF HOLDERS AND SIZE OF HOLDING
	SIZE OF HOLDING(HECTARES)								

** የአርብቶአደር አካባቢዎችን አይጨምርም:

** EXCLUDING NOMADIC AREAS.

በኢትዮጵያ **በዋናው የመኸር ወቅት በግብርና ሥራ የተሰማሩ ቤተሰቦች፣ ባለይዞታዎች፣
 የቤተሰብ አባላት ብዛትና ሥርጭት አማካኝ የአንድ ቤተሰብ የአባላት ብዛት
 ባይዞታ መጠን 1997 ዓ.ም.

DISTRIBUTION OF TOTAL NUMBER OF AGRICULTURAL HOUSEHOLDS , HOLDERS ,TOTAL MEMBERS AND
 AVERAGE HOUSEHOLD SIZE BY SIZE OF HOLDING, MAIN SEASON 2004/2005 ETHIOPIA**

ሠንጠረዥ መ. 11

TABLE D.11

ቤተሰብና የቤተሰብ አባላት	የይዞታ መጠን (በካራት)									
	ከ0.10 በታች	0.10-0.50	0.51-1.00	1.01-2.00	2.01-5.00	5.01-10.00	ከ10.00 በላይ	ጠቅላላ		
በግብርና ሥራ የተሰማሩ										
የቤተሰብ ብዛት	674,137	2,562,185	2,674,840	2,966,287	1,851,865	173,481	12,569	10,915,363	NUMBER OF HOUSEHOLDS	
የቤተሰብ ብዛት ከምሌቲቭ መቶኛ	6.18	29.65	54.15	81.33	98.30	99.88	100.00	100.00	CUMM % OF HOUSEHOLDS	
የባለይዞታ ብዛት	750,938	2,791,556	2,778,223	3,010,770	1,836,183	156,308	11,966	11,335,945	NUMBER OF HOLDERS	
የባለይዞታ ብዛት ከምሌቲቭ መቶኛ	6.62	31.25	55.76	82.32	98.52	99.89	100.00	100.00	CUMM % OF HOLDERS	
	UNDER 0.10	0.10-0.50	0.51-1.00	1.01-2.00	2.01-5.00	5.01-10.00	10.00+	TOTAL		
	SIZE OF HOLDING (HECTARES)								HOUSEHOLDS & MEMBERS	

የስርዓተ-አድር ስክግቢዎችን አይጨምርም:
 ** EXCLUDING NOMADIC AREAS.

በኢትዮጵያ **በዋናው የመኸር ወቅት በግብርና ሥራ የተሰማሩ ቤተሰቦች፣ ባለይዘታዎች፣ የቤተሰብ አባላት ብዛትና ሥርጭት አማካኝ የአንድ ቤተሰብ የአባላት ብዛት በይዘታ መጠን 1998 ዓ.ም.

DISTRIBUTION OF TOTAL NUMBER OF AGRICULTURAL HOUSEHOLDS , HOLDERS ,TOTAL MEMBERS AND AVERAGE HOUSEHOLD SIZE BY SIZE OF HOLDING, MAIN SEASON 2005/2006 ETHIOPIA**

ሠንጠረዥ መ. 12

TABLE D.12

ቤተሰብና የቤተሰብ አባላት	የይዘታ መጠን (በካህታር)							ጠቅላላ	
	ከ0.10 በታች	0.10-50	0.51-1.00	1.01-2.00	2.01-5.00	5.01-10.00	ከ10.00 በላይ		
ብግብርና ሥራ የተሰማሩ									
የቤተሰብ ብዛት	627,401	2,703,070	2,867,995	3,182,829	1,945,376	155,984	14622	11497277	NUMBER OF HOUSEHOLDS
የቤተሰብ ብዛት ከምሌቲቭ መቶኛ	5.46	30.40	55.35	81.60	98.52	99.87	100.00		CUMM % OF HOUSEHOLDS
የባለይዘታ ብዛት	685,395	2,907,556	2,935,849	3,231,692	1,925,972	142,227	14,247	11,842,937	NUMBER OF HOLDERS
የባለይዘታ ብዛት ከምሌቲቭ መቶኛ	5.79	30.34	55.13	82.42	98.68	99.88	100.00		CUMM % OF HOLDERS
	UNDER 0.10	0.10-50	0.51-1.00	1.01-2.00	2.01-5.00	5.01-10.00	10.00+	TOTAL	
	SIZE OF HOLDING (HECTARES)								HOUSEHOLDS & MEMBERS

የአርብቶአደር አካባቢዎችን አይጨምርም:
** EXCLUDING NOMADIC AREAS.

በኢትዮጵያ **በዋናው የመኸር ወቅት በግብርና ሥራ የተሰማሩ ቤተሰቦች፣ ባለይዘታዎች፣ የቤተሰብ አባላት ብዛትና ሥርጭት አማካኝ የአንድ ቤተሰብ የአባላት ብዛት በይዘታ መጠን 1999 ዓ.ም.

DISTRIBUTION OF TOTAL NUMBER OF AGRICULTURAL HOUSEHOLDS , HOLDERS ,TOTAL MEMBERS AND AVERAGE HOUSEHOLD SIZE BY SIZE OF HOLDING, MAIN SEASON 2006/2007 ETHIOPIA**

ሠንጠረዥ መ. 13

TABLE D.13

ቤተሰብና የቤተሰብ አባላት	የይዘታ መጠን (በካህታር)							ጠቅላላ	
	ከ0.10 በታች	0.10-50	0.51-1.00	1.01-2.00	2.01-5.00	5.01-10.00	ከ10.00 በላይ		
ብግብርና ሥራ የተሰማሩ									
የቤተሰብ ብዛት	665066	2748109	2868578	3232331	2046707	173629	15506	11749925	NUMBER OF HOUSEHOLDS
የቤተሰብ ብዛት ከምሌቲቭ መቶኛ	5.66	29.05	53.46	80.97	98.39	99.87	100		CUMM % OF HOUSEHOLDS
የባለይዘታ ብዛት	743,898	2,982,303	2,982,923	3,292,786	2,020,082	160,671	13,602	12,196,266	NUMBER OF HOLDERS
የባለይዘታ ብዛት ከምሌቲቭ መቶኛ	6.10	30.55	55.01	82.01	98.57	99.89	100		CUMM % OF HOLDERS
	UNDER 0.10	0.10-50	0.51-1.00	1.01-2.00	2.01-5.00	5.01-10.00	10.00+	TOTAL	
	SIZE OF HOLDING (HECTARES)								HOUSEHOLDS & MEMBERS

የአርብቶአደር አካባቢዎችን አይጨምርም:

በኢትዮጵያ **በዋናው መኸር ወቅት በግብርና የተሰማሩ ቤተሰቦች ጠቅላላ ብዛት በይዘታ መጠንና በቤተሰብ አባላት ብዛት 1997 ዓ.ም.

TOTAL NUMBER OF AGRICULTURAL HOUSEHOLDS BY SIZE OF HOLDING AND SIZE OF HOUSEHOLD
2004/2005 ETHIOPIA**

ሠንጠረዥ መ.14

TABLE D.14

የይዘታ መጠን በኬታር	የቤተሰብ ብዛት												
	አንድ የቤተሰብ አባል	መቶኛ	ከ2-3 የቤተሰብ አባላት	መቶኛ	ከ4-5 የቤተሰብ አባላት	መቶኛ	ከ6-9 የቤተሰብ አባላት	መቶኛ	10ና ከዚያ በላይ	መቶኛ	ጠቅላላ	መቶኛ	
ከ0.10 በታች	93,579	31.95	322,093	12.72	171,980	4.70	80,601	2.02	5,885	1.35	674,137	6.18	UNDER 0.10
ከ0.10 - 0.50	110,136	37.61	877,105	34.64	934,565	25.52	598,372	14.99	42,007	9.63	2,562,185	23.47	0.10 - 0.50
ከ0.51 - 1.00	56,838	19.41	633,616	25.03	999,940	27.31	920,189	23.05	64,256	14.73	2,674,840	24.51	0.51 - 1.00
ከ1.01 - 2.00	25,407	8.68	522,345	20.63	1,025,456	28.00	1,270,961	31.83	122,118	28.00	2,966,287	27.18	1.01 - 2.00
ከ2.01 - 5.00	6,359	2.17	169,963	6.71	508,119	13.88	1,015,231	25.43	152,193	34.90	1,851,865	16.97	2.01 - 5.00
ከ5.01 - 10.00	*		6,755	0.27	21,080	0.58	100,585	2.52	44,527	10.21	173,481	1.59	5.01 - 10.00
10.01 እና በላይ	-		*		*		6,689	0.17	5,116	1.17	12,569	0.12	10.01 AND OVER
ጠቅላላ	292,853	100	2,531,880	100	3,661,901	100	3,992,628	100	436,102	100	10,915,363	100	TOTAL
	ONE MEMBER	PERCENT	2-3 MEMBER	PERCENT	4-5 MEMBER	PERCENT	6-9 MEMBER	PERCENT	10 AND ABOVE	PERCENT	ALL HOUSE HOLDS	PERCENT	SIZE OF HOLDING (IN HECTARES)
	SIZE OF HOUSE HOLD												

* These estimates could not be reported in this table because of high coefficient of variation (i.e less reliable).However they are consolidated in the total estimate.

** የአርብቶክሮ አካባቢዎችን አይጨምርም

** EXCLUDING NOMADIC AREAS.

በኢትዮጵያ **በዋናው መሽር ወትት በግብርና የተሰማሩ ቤተሰቦች ጠቅላላ ብዛት በይዞታ መጠንና በቤተሰብ አባላት ብዛት 1998 ዓ.ም.

TOTAL NUMBER OF AGRICULTURAL HOUSEHOLDS BY SIZE OF HOLDING AND SIZE OF HOUSEHOLD
2005/2006 ETHIOPIA**

ሆንጠረዥ መ.15

TABLE D.15

የይዞታ መጠን በካህታር	የቤተሰብ ብዛት												
	አንድ የቤተሰብ አባል	መቶኛ	ከ2-3 የቤተሰብ አባላት	መቶኛ	ከ4-5 የቤተሰብ አባላት	መቶኛ	ከ6-9 የቤተሰብ አባላት	መቶኛ	10ና ከዚያ በላይ	መቶኛ	ጠቅላላ	መቶኛ	
ከ0.10 በታች	72,348.00	24.70	286,757.00	11.33	178,294.00	4.87	85,095.00	2.13	4,907.00	1.13	627,401.00	5.75	UNDER 0.10
ከ0.10 - 0.50	128,974.00	44.04	832,356.00	32.88	994,221.00	27.15	691,773.00	17.33	55,746.00	12.78	2,703,070.00	24.76	0.10 - 0.50
ከ0.51 - 1.00	49,119.00	16.77	632,171.00	24.97	1,032,732.00	28.20	1,059,857.00	26.55	94,116.00	21.58	2,867,995.00	26.27	0.51 - 1.00
ከ1.01 - 2.00	26,206.00	8.95	484,180.00	19.12	1,101,208.00	30.07	1,429,354.00	35.80	141,880.00	32.53	3,182,829.00	29.16	1.01 - 2.00
ከ2.01 - 5.00	5,716.00	1.95	168,372.00	6.65	509,835.00	13.92	1,086,407.00	27.21	175,045.00	40.14	1,945,376.00	17.82	2.01 - 5.00
ከ5.01 - 10.00	*		3,120.00	0.12	21,754.00	0.59	94,294.00	2.36	36,774.00	8.43	155,984.00	1.43	5.01 - 10.00
10.01 እና በላይ	-		*		*		5,241.00	0.13	6,964.00	1.60	14,622.00	0.13	10.01 AND OVER
ጠቅላላ	282,406	100	2,407,986	100	3,839,431	100	4,452,022	100	515,432	100	11,497,277	105	TOTAL
	ONE MEMBER	PERCENT	2-3 MEMBER	PERCENT	4-5 MEMBER	PERCENT	6-9 MEMBER	PERCENT	10 AND ABOVE	PERCENT	ALL HOUSE HOLDS	PERCENT	SIZE OF HOLDING (IN HECTARES)
	SIZE OF HOUSE HOLD												

* These estimates could not be reported in this table because of high coefficient of variation (i.e less reliable).However they are consolidated in the total estimate.

** የአርብቶአዲር አካባቢዎችን አይጨምርም

** EXCLUDING NOMADIC AREAS.

በኢትዮጵያ **በዋናው መኸር ወቅት በግብርና የተሰማሩ ቤተሰቦች ጠቅላላ ብዛት በይዘታ መጠንና በቤተሰብ አባላት ብዛት 1999 ዓ.ም.

TOTAL NUMBER OF AGRICULTURAL HOUSEHOLDS BY SIZE OF HOLDING AND SIZE OF HOUSEHOLD
2005/2006 ETHIOPIA**

ሠንጠረዥ መ.16

TABLE D.16

የይዘታ መጠን በካህን	የቤተሰብ ብዛት												ጠቅላላ
	አንድ የቤተሰብ አባል	መቶኛ	ከ2-3 የቤተሰብ አባላት	መቶኛ	ከ4-5 የቤተሰብ አባላት	መቶኛ	ከ6-9 የቤተሰብ አባላት	መቶኛ	10ና ከዚያ በላይ	መቶኛ	ጠቅላላ	መቶኛ	
ከ0.10 በታች	93,166	29.62	304,642	11.39	184,722	4.66	76,614	1.76	5,922	1.31	665,066	5.66	UNDER 0.10
ከ0.10 - 0.50	120,712	38.38	908,032	33.95	997,888	25.20	678,341	15.60	43,136	9.58	2,748,109	23.39	0.10 - 0.50
ከ0.51 - 1.00	59,565	18.94	677,682	25.33	1,053,074	26.59	1,008,145	23.18	70,111	15.57	2,868,578	24.42	0.51 - 1.00
ከ1.01 - 2.00	29,226	9.29	557,109	20.83	1,124,094	28.39	1,390,015	31.96	131,886	29.28	3,232,331	27.51	1.01 - 2.00
ከ2.01 - 5.00	11,874	3.78	218,637	8.17	572,881	14.47	1,089,005	25.04	154,310	34.26	2,046,707	17.42	2.01 - 5.00
ከ5.01 - 10.00	*		8,420	0.00	27,408	0.69	98,436	2.26	38,520	8.55	173,629	1.47	5.01 - 10.00
10.01 እና በላይ	*		414	0.00	*		8,039	0.18	6,535	1.45	15,506	0.13	10.01 AND OVER
ጠቅላላ	100		100		100		100		100		100		TOTAL
	ONE MEMBER	PERCENT	2-3 MEMBERS	PERCENT	4-5 MEMBERS	PERCENT	6-9 MEMBERS	PERCENT	10 AND ABOVE	PERCENT	ALL HOUSE HOLDS	PERCENT	SIZE OF HOLDING (IN HECTARES)
	SIZE OF HOUSE HOLD												

* These estimates could not be reported in this table because of high coefficient of variation (i.e less reliable).However they are consolidated in the total estimate.

** የአርብቶጵያ አካባቢያዊ ክፍለ-መድኀኒቶችን አይጨምርም

** EXCLUDING NOMADIC AREAS.

በኢትዮጵያ** በዋናው መኸር ወቅት በግብርና ሥራ የተሰማሩ ባለይዞታዎች ብዛት
 በዕድሜና በተሰማሩበት የግብርና ሥራ ዓይነት 1997 ዓ.ም.
 NUMBER OF HOLDERS BY AGE OF HOLDER AND TYPE OF HOLDING 2004/05 ETHIOPIA**

ሠንጠረዥ መ.17

TABLE D.17

የባለይዞታው ዕድሜ በዓመት	ሰብል ብቻ	በመቶኛ	ከብት እርባታ ብቻ	በመቶኛ	ሰብል ማምረትና ከብት እርባታ	በመቶኛ	ጠቅላላ የባለይዞ ታዎች ብዛት	በመቶኛ	
ከ18 በታች	57,814	27.7	75,309	36.1	75,505	36.2	208,628	100.0	UNDER 18
ከ18 - 20	96,693	26.1	51,874	14.0	221,754	59.9	370,320	100.0	18 - 20
ከ21 - 24	114,925	17.7	48,782	7.5	486,671	74.8	650,377	100.0	21 - 24
ከ25 - 29	215,358	14.0	57,164	3.7	1,266,360	82.3	1,538,883	100.0	25 - 29
ከ30 - 39	279,754	9.6	78,494	2.7	2,567,541	87.8	2,925,789	100.0	30 - 39
ከ40 - 49	183,144	8.2	55,147	2.5	2,000,632	89.4	2,238,923	100.0	40 - 49
ከ50 - 59	148,849	9.3	35,816	2.2	1,422,994	88.5	1,607,660	100.0	50 - 59
60 እና ከዚያ በላይ	238,377	11.9	72,583	3.6	1,693,246	84.5	2,004,206	100.0	60 & ABOVE
ጠቅላላ	1,334,915	11.6	475,168	4.1	9,734,702	84.3	11,544,785	100.0	TOTAL
	WITH CROP ONLY	PERCENT	WITH LIVESTOCK ONLY	PERCENT	WITH CROP AND LIVESTOCK	PERCENT	TOTAL NUMBER OF HOLDERS	PERCENT	AGE OF HOLDERS IN YEARS

በኢትዮጵያ** በዋናው መኸር ወቅት በግብርና ሥራ የተሰማሩ የላይዞታዎች ብዛት
 በዕድሜና በተሰማሩበት የግብርና ሥራ ዓይነት 1998 ዓ.ም.
 NUMBER OF HOLDERS BY AGE OF HOLDER AND TYPE OF HOLDING 2005/06 ETHIOPIA**

ሠንጠረዥ መ.18

TABLE D.18

የላይዞታው ዕድሜ በዓመት	ሰብል ብቻ	በመቶኛ	ከብት እርባታ ብቻ	በመቶኛ	ሰብል ማምረትና ከብት እርባታ	በመቶኛ	ጠቅላላ የላይዞ ታዎች ብዛት	በመቶኛ	
ከ18 በታች	53,462	29.6	65,746	36.4	61,382	34.0	180,590	100.0	UNDER 18
ከ18 - 20	88,215	23.5	59,794	15.9	227,522	60.6	375,531	100.0	18 - 20
ከ21 - 24	110,659	16.6	52,735	7.9	501,716	75.4	665,110	100.0	21 - 24
ከ25 - 29	175,007	11.5	49,927	3.3	1,303,507	85.3	1,528,441	100.0	25 - 29
ከ30 - 39	259,821	8.3	70,866	2.3	2,805,397	89.5	3,136,085	100.0	30 - 39
ከ40 - 49	157,397	6.6	40,309	1.7	2,189,364	91.7	2,387,070	100.0	40 - 49
ከ50 - 59	130,076	7.6	24,813	1.4	1,560,268	91.0	1,715,157	100.0	50 - 59
60 እና ከዚያ በላይ	196,498	9.6	58,243	2.8	1,799,170	87.6	2,053,911	100.0	60 & ABOVE
ጠቅላላ	1,171,135	9.7	422,433	3.5	10,448,327	86.8	12,041,896	100.0	TOTAL
	WITH CROP ONLY	PERCENT	WITH LIVESTOCK ONLY	PERCENT	WITH CROP AND LIVESTOCK	PERCENT	TOTAL NUMBER OF HOLDERS	PERCENT	AGE OF HOLDERS IN YEARS

በኢትዮጵያ** በዋናው መኸር ወቅት በግብርና ሥራ የተሰማሩ ባለይዞታዎች ብዛት
 በዕድሜና በተሰማሩበት የግብርና ሥራ ዓይነት 1999 ዓ.ም.
 NUMBER OF HOLDERS BY AGE OF HOLDER AND TYPE OF HOLDING 2006/07 ETHIOPIA**

ሠንጠረዥ መ.19

TABLE D.19

የባለይዞታው ዕድሜ በዓመት	ሰብል ብቻ	በመቶኛ	ከብት እርባታ ብቻ	በመቶኛ	ሰብል ማምረትና ከብት እርባታ	በመቶኛ	ጠቅላላ የባለይዞ ታዎች ብዛት	በመቶኛ	
ከ18 በታች	56,178	22.7	120,113	48.6	70,955	28.7	247,245	100.0	UNDER 18
ከ18 - 20	101,613	24.5	66,704	16.1	245,843	59.4	414,160	100.0	18 - 20
ከ21 - 24	136,190	16.6	65,412	8.0	621,148	75.5	822,750	100.0	21 - 24
ከ25 - 29	194,233	11.8	73,254	4.4	1,383,512	83.8	1,650,999	100.0	25 - 29
ከ30 - 39	254,937	7.9	65,076	2.0	2,907,495	90.1	3,227,508	100.0	30 - 39
ከ40 - 49	156,330	6.6	43,019	1.8	2,157,787	91.5	2,357,136	100.0	40 - 49
ከ50 - 59	120,923	7.2	27,353	1.6	1,532,485	91.2	1,680,761	100.0	50 - 59
60 እና ከዚያ በላይ	219,699	10.4	58,787	2.8	1,842,673	86.9	2,121,159	100.0	60 & ABOVE
ጠቅላላ	1,240,101	9.90	519,718	4.2	10,761,897	85.95	12,521,717	100.0	TOTAL
	WITH CROP ONLY	PERCENT	WITH LIVESTOCK ONLY	PERCENT	WITH CROP AND LIVESTOCK	PERCENT	TOTAL NUMBER OF HOLDERS	PERCENT	AGE OF HOLDERS IN YEARS

በኢትዮጵያ** በዋናው መኸር ወቅት በግብርና ሥራ የተሰማሩ ባለይዞታዎች ብዛት በይታና በተሰማሩበት የግብርና ሥራ ዓይነት 1997 ዓ.ም.

NUMBER OF HOLDERS BY SEX OF HOLDER AND TYPE OF HOLDING,2004/2005 ETHIOPIA**

ሆንጠረዥ መ.20

TABLE D.20

የባለይዞታው ዓይነት	ሰብል ብቻ	በመቶኛ	ከብት እርባታ ብቻ	በመቶኛ	ሰብል ማምረትና ከብት እርባታ	በመቶኛ	ጠቅላላ የባለይዞታዎች ብዛት	በመቶኛ	
ወንድ	949,878	10.3	253,521	2.8	8,008,411	86.9	9,211,810	100.0	MALE
ሴት	385,036	16.5	221,647	9.5	1,726,291	74.0	2,332,975	100.0	FEMALE
ጠቅላላ	1,334,914	11.6	475,168	4.1	9,734,702	84.3	11,544,785	100.0	TOTAL
	WITH CROP ONLY	PERCENT	WITH LIVESTOCK ONLY	PERCENT	WITH CROP AND LIVESTOCK	PERCENT	TOTAL NUMBER OF HOLDERS	PERCENT	SEX OF HOLDER

** የአርብቶአደር አካባቢዎችን አይጨምርም::

** EXCLUDING NOMADIC AREAS.

በኢትዮጵያ** በዋናው መኸር ወቅት በግብርና ሥራ የተሰማሩ ባለይዞታዎች ብዛት በይታና በተሰማሩበት የግብርና ሥራ ዓይነት 1998 ዓ.ም.

NUMBER OF HOLDERS BY SEX OF HOLDER AND TYPE OF HOLDING,2005/2006 ETHIOPIA**

ሆንጠረዥ መ.21

TABLE D.21

የባለይዞታው ዓይነት	ሰብል ብቻ	በመቶኛ	ከብት እርባታ ብቻ	በመቶኛ	ሰብል ማምረትና ከብት እርባታ	በመቶኛ	ጠቅላላ የባለይዞታዎች ብዛት	በመቶኛ	
ወንድ	847,119	8.6	247,550	2.5	8,764,249	88.9	9,858,918	100.0	MALE
ሴት	324,016	14.8	174,883	8.0	1,684,079	77.1	2,182,978	100.0	FEMALE
ጠቅላላ	1,171,135	9.7	422,433	3.5	10,448,327	86.8	12,041,896	100.0	TOTAL
	WITH CROP ONLY	PERCENT	WITH LIVESTOCK ONLY	PERCENT	WITH CROP AND LIVESTOCK	PERCENT	TOTAL NUMBER OF HOLDERS	PERCENT	SEX OF HOLDER

** የአርብቶአደር አካባቢዎችን አይጨምርም::

** EXCLUDING NOMADIC AREAS.

በኢትዮጵያ** በዋናው መኸር ወቅት በግብርና ሥራ የተሰማሩ ባለይዞታዎች ብዛት
በጾታና በተሰማሩበት የግብርና ሥራ ዓይነት 1999 ዓ.ም.

NUMBER OF HOLDERS BY SEX OF HOLDER AND TYPE OF HOLDING,2006/2007 ETHIOPIA**

ሠንጠረዥ መ.22

TABLE D.22

የባለይዞታው ጾታ	ሰብል ብቻ	በመቶኛ	ከብት እርባታ ብቻ	በመቶኛ	ሰብል ማምረትና ከብት እርባታ	በመቶኛ	ጠቅላላ የባለይዞታዎች ብዛት	በመቶኛ	
ወንድ	858,296	8.6	282,272	2.8	8,873,146	88.6	10,013,714	100.0	MALE
ሴት	381,805	15.2	237,446	9.5	1,888,751	75.3	2,508,003	100.0	FEMALE
ጠቅላላ	1,240,101	9.9	519,718	4.2	10,761,897	85.9	12,521,717	100.0	TOTAL
	WITH CROP ONLY	PERCENT	WITH LIVESTOCK ONLY	PERCENT	WITH CROP AND LIVESTOCK	PERCENT	TOTAL NUMBER OF HOLDERS	PERCENT	SEX OF HOLDER

** የአርብቶአደር አካባቢዎችን አይጨምርም::

** EXCLUDING NOMADIC AREAS.

በኢትዮጵያ **በዋናው መኸር ወቅት በሰብል የተያዘ የመሬት ስፋትና ሥርጭት
 በመቶኛ፣ በሰብል ዓይነትና በይዘታ መጠን 1997 ዓ.ም

ESTIMATES AND PERCENTAGES OF TOTAL CROP AREA BY CROP TYPE AND SIZE OF HOLDING 2004/2005 ETHIOPIA**

ሆንጠረዥ መ.23

TABLE D.23

የሰብል ዓይነት	የይዘታ መጠን (በሄክታር)								ጠቅላላ	
	ከ0.10 በታች	ከ0.10 - 0.50	ከ0.51 - 1.00	ከ1.01 - 2.00	ከ2.01 - 5.00	ከ5.01 -10.00	ከ10.00 በላይ			
ጊዜያዊ ሰብሎች በሄክታር	16,972	532,600	1,502,163	3,362,418	4,025,327	637,210	74,247	10,150,937	TEMPORARY CROPS (IN HECTARES)	
በመቶኛ	0.17	5.25	14.80	33.12	39.65	6.28	0.73	100.00	PERCENT	
ቋሚ ሰብሎች በሄክታር	6,707	150,746	206,463	225,825	132,808	13,631	*	737,017	PERMANENT CROPS (IN HECTARES)	
በመቶኛ	0.91	20.45	28.01	30.64	18.02	1.85	*	100.00	PERCENT	
ጠቅላላ በሰብል የተያዘ ማሣ ስፋት በሄክታር	23,679	683,346	1,708,627	3,588,243	4,158,135	650,841	75,083	10,887,953	TOTAL CROP LAND (IN HECTARES)	
በመቶኛ	0.22	6.28	15.69	32.96	38.19	5.98	0.69	100.00	PERCENT	
	UNDER 0.10	0.10-0.50	0.51-1.00	1.01-2.00	2.01-5.00	5.01-10.00	10.00+	TOTAL	CROP TYPE	
	SIZE OF HOLDING(HECTARES)									

* These estimates could not be reported in this table because of high coefficient of variation (i.e less reliable). However they are consolidated in the total estimates.

** አርብ-የአደር አካባቢዎችን አይጨምርም::

** EXCLUDING NOMADIC AREAS.

በኢትዮጵያ **በዋናው መኸር ወቅት በሰብል የተያዘ የመሬት ስፋትና ሥርጭት
 በመቶኛ፣ በሰብል ዓይነትና በይዘታ መጠን 1998 ዓ.ም

ESTIMATES AND PERCENTAGES OF TOTAL CROP AREA BY CROP TYPE AND SIZE OF HOLDING 2005/2006 ETHIOPIA**

ሠንጠረዥ መ.24

TABLE D.24

የሰብል ዓይነት	የይዘታ መጠን (በሄክታር)								ጠቅላላ	
	ከ0.10 በታች	ከ0.10 - 0.50	ከ0.51 - 1.00	ከ1.01 - 2.00	ከ2.01 - 5.00	ከ5.01 -10.00	ከ10.00 በላይ			
ጊዜያዊ ሰብሎች በሄክታር	15,583	559,960	1,557,158	3,553,648	4,184,281	549,421	104,939	10,524,990	TEMPORARY CROPS (IN HECTARES)	
በመቶኛ	0.15	5.32	14.79	33.76	39.76	5.22	1.00	100.00	PERCENT	
ቋሚ ሰብሎች በሄክታር	7,227	154,223	221,407	234,961	138,547	9,282	*	767,582	PERMANENT CROPS (IN HECTARES)	
በመቶኛ	0.94	20.09	28.84	30.61	18.05	1.21	*	100.00	PERCENT	
ጠቅላላ በሰብል የተያዘ ማሣ ስፋት በሄክታር	22,810	714,182	1,778,565	3,788,609	4,322,828	558,703	106,874	11,292,572	TOTAL CROP LAND (IN HECTARES)	
በመቶኛ	0.20	6.32	15.75	33.55	38.28	4.95	0.95	100.00	PERCENT	
	UNDER 0.10	0.10-0.50	0.51-1.00	1.01-2.00	2.01-5.00	5.01-10.00	10.00+	TOTAL	CROP TYPE	
	SIZE OF HOLDING(HECTARES)									

* These estimates could not be reported in this table because of high coefficient of variation (i.e less reliable). However they are consolidated in the total estimates.

** ኦርብቶአደር አካባቢዎችን አይጨምርም::

** EXCLUDING NOMADIC AREAS.

በኢትዮጵያ የግብርናው ማኅበራዊ መዘር ውስጥ በሰብል የተያዘ የመሬት ስፋትና ሥርዓት
 በመቶኛ፣ በሰብል ካይንትና በይዘታ መጠን 1999 ዓ.ም

ESTIMATES AND PERCENTAGES OF TOTAL CROP AREA BY CROP TYPE AND SIZE OF HOLDING 2005/2006 ETHIOPIA**

ሠንጠረዥ መ.25

TABLE D.25

	የይዘታ መጠን (በካንታር)								ጠቅላላ	
	ከ0.10 በታች	ከ0.10 - 0.50	ከ0.51 - 1.00	ከ1.01 - 2.00	ከ2.01 - 5.00	ከ5.01 -10.00	ከ10.00 በላይ	ጠቅላላ		
ጊዜያዊ ሰብሎ	16,908	559,201	1,579,242	3,646,523	4,386,278	681,281	95,221	10,964,655	TEMPORARY CROPS (IN HECTARES)	
በመቶኛ	0.15	5.10	14.40	33.26	40.00	6.21	0.87	100.00	PERCENT	
ቋሚ ሰብሎች	6,627	170,974	233,861	258,849	141,703	10,664	*	823,121	PERMANENT CROPS (IN HECTARES)	
በመቶኛ	0.81	20.77	28.41	31.45	17.22	1.30	*	100.00	PERCENT	
ጠቅላላ በሰብል የተያዘ ማግ ስፋት									TOTAL CROP LAND (IN HECTARES)	
በካንታር	23,536	730,175	1,813,103	3,905,372	4,527,981	691,946	95,663	11,787,775		
በመቶኛ	0.20	6.19	15.38	33.13	38.41	5.87	0.81	100.00	PERCENT	
	UNDER 0.10	0.10-0.50	0.51-1.00	1.01-2.00	2.01-5.00	5.01-10.00	10.00+	TOTAL		
	SIZE OF HOLDING(HECTARES)								TOTAL	CROP TYPE

* These estimates could not be reported in this table because of high coefficient of variation (i.e less reliable). However they are consolidated in the total estimates.

** ኦርብተክሊክ አካባቢዎችን አይጨምርም።
 ** EXCLUDING NOMADIC AREAS.

በ ኢትዮጵያ በዋናው መኸር ወቅት በግብርና ሥራ የተስማሩ ጠቅላላ ባልይዞታዎች ብዛት በሰብል የትያዝ መሬት ስፋት ግምትና አማካይ በአንድ ባልይዞታ ብስብል የትያዝ መሬት መጠን 1997 ዓ.ም.

NUMBER OF HOLDERS, TOTAL CROP AREA AND AVERAGE AREA PER HOLDER
BY CROP TYPE AND SIZE OF HOLDING 2004/2005 ETHIOPIA**

ሠንጠረዥ መ.26

TABLE D.26

የሰብል ዓይነት	የይዞታ መጠን ('000 በሜትር)							ጠቅላላ	
	ከ0.10 በታች	ከ0.10 - 0.50	ከ0.51 - 1.00	ከ1.01 - 2.00	ከ2.01 - 5.00	ከ5.01 -10.00	ከ10.00 በላይ		
ጊዜያዊ ሰብል									TEMPORARY
የባልይዞታ ብዛት	481,434	2,658,180	2,731,253	2,976,398	1,821,899	155,260	11,866	10,836,289	NUMBER OF HOLDERS
የባልይዞታ ብዛት በመቶኛ	4.44	24.53	25.20	27.47	16.81	1.43	0.11	100.00	PERCENTAGE OF HOLDERS
በሰብል የተያዘ ማሣ ስፋት (በሜትር)	16,972	532,600	1,502,163	3,362,418	4,025,327	637,210	74,247	10,150,937	TOTAL CROP AREA IN HECTARES
በሰብል የተያዘ ማሣ ስፋት በመቶኛ	0.17	5.25	14.80	33.12	39.65	6.28	0.73	100.00	PERCENTAGE OF AREA
አማካይ የባልይዞታ ይዞታ (በሜትር)	0.04	0.20	0.55	1.13	2.21	4.10	6.26	0.94	AVERAGE AREA PER HOLDER (HEC)
ቋሚ ሰብል									PERMANENT
የባልይዞታ ብዛት	271,860	1,757,989	1,666,065	1,665,088	926,340	63,508	4,359	6,355,211	NUMBER OF HOLDERS
የባልይዞታ ብዛት በመቶኛ	4.28	27.66	26.22	26.20	14.58	1.00	0.07	100.00	PERCENTAGE OF HOLDERS
በሰብል የተያዘ ማሣ ስፋት (በሜትር)	6,707	150,746	206,463	225,825	132,808	13,631	*	737,017	TOTAL CROP AREA IN HECTARES
በሰብል የተያዘ ማሣ ስፋት በመቶኛ	0.91	20.45	28.01	30.64	18.02	1.85	*	100.00	PERCENTAGE OF AREA
አማካይ የባልይዞታ ይዞታ (በሜትር)	0.02	0.09	0.12	0.14	0.14	0.21	*	0.12	AVERAGE AREA PER HOLDER (HEC)
ጠቅላላ									TOTAL
በሰብል የተያዘ ማሣ ስፋት (በሜትር)	23,679	683,346	1,708,627	3,588,243	4,158,135	650,841	75,083	10,887,953	CROP AREA IN HECTARES
በሰብል የተያዘ ማሣ ስፋት በመቶኛ	0.22	6.28	15.69	32.96	38.19	5.98	0.69	100.00	PERCENTAGE OF AREA
	UNDER 0.10	0.10-0.50	0.51-1.00	1.01-2.00	2.01-5.00	5.01-10.00	10.00+	TOTAL	CROP TYPE
	SIZE OF HOLDING('000 HECTARES)								

* These estimates could not be reported in this table because of high coefficient of variation (i.e less reliable). However they are consolidated in the total estimates.

** አርብቶአዲር አካባቢዎችን አይጨምርም::

** EXCLUDING NOMADIC AREAS.

በ ኢትዮጵያ በዋናው መኸር ወቅት በግብርና ሥራ የተስማሩ ጠቅላላ ባልይዞታዎች ብዛት በሰብል የትያዘ መሬት ስፋት ግምትና አማካይ በአንድ ባልይዞታ ብስብል የትያዘ መሬት መጠን 1998 ዓ.ም.

NUMBER OF HOLDERS, TOTAL CROP AREA AND AVERAGE AREA PER HOLDER
BY CROP TYPE AND SIZE OF HOLDING 2005/2006 ETHIOPIA**

ሠንጠረዥ መ.27

TABLE D.27

የሰብል ዓይነት	የይዞታ መጠን ('000 በሄክታር)							ጠቅላላ	
	ከ0.10 በታች	ከ0.10 - 0.50	ከ0.51 - 1.00	ከ1.01 - 2.00	ከ2.01 - 5.00	ከ5.01 -10.00	ከ10.00 በላይ		
ጊዜያዊ ሰብል									TEMPORARY
የባልይዞታ ብዛት	453,705	2,758,163	2,879,272	3,199,746	1,917,227	141,409	14,247	11,363,769	NUMBER OF HOLDERS
የባልይዞታ ብዛት በመቶኛ	3.99	24.27	25.34	28.16	16.87	1.24	0.13	100.00	PERCENTAGE OF HOLDERS
በሰብል የተያዘ ማሣ ስፋት (በሄክታር)	15,583	559,960	1,557,158	3,553,648	4,184,281	549,421	104,939	10,524,990	TOTAL CROP AREA IN HECTARES
በሰብል የተያዘ ማሣ ስፋት በመቶኛ	0.15	5.32	14.79	33.76	39.76	5.22	1.00	100.00	PERCENTAGE OF AREA
አማካይ የባልይዞታ ይዞታ (በሄክታር)	0.03	0.20	0.54	1.11	2.18	3.89	7.37	0.93	AVERAGE AREA PER HOLDER (HEC)
ቋሚ ሰብል									PERMANENT
የባልይዞታ ብዛት	262,985	1,761,048	1,663,628	1,653,030	873,032	62,664	5,207	6,281,595	NUMBER OF HOLDERS
የባልይዞታ ብዛት በመቶኛ	4.19	28.04	26.48	26.32	13.90	1.00	0.08	100.00	PERCENTAGE OF HOLDERS
በሰብል የተያዘ ማሣ ስፋት (በሄክታር)	7,227	154,223	221,407	234,961	138,547	9,282	*	767,582	TOTAL CROP AREA IN HECTARES
በሰብል የተያዘ ማሣ ስፋት በመቶኛ	0.94	20.09	28.84	30.61	18.05	1.21	*	100.00	PERCENTAGE OF AREA
አማካይ የባልይዞታ ይዞታ (በሄክታር)	0.03	0.09	0.13	0.14	0.16	0.15	*	0.12	AVERAGE AREA PER HOLDER (HEC)
ጠቅላላ									TOTAL
በሰብል የተያዘ ማሣ ስፋት (በሄክታር)	22,810	714,182	1,778,565	3,788,609	4,322,828	558,703	106,874	11,292,572	CROP AREA IN HECTARES
በሰብል የተያዘ ማሣ ስፋት በመቶኛ	0.20	6.32	15.75	33.55	38.28	4.95	0.95	100.00	PERCENTAGE OF AREA
	UNDER 0.10	0.10-0.50	0.51-1.00	1.01-2.00	2.01-5.00	5.01-10.00	10.00+	TOTAL	CROP TYPE
	SIZE OF HOLDING('000 HECTARES)								

* These estimates could not be reported in this table because of high coefficient of variation (i.e less reliable). However they are consolidated in the total estimates.

** አርብቶአደር አካባቢዎችን አይጨምርም::

** EXCLUDING NOMADIC AREAS.

NUMBER OF HOLDERS, TOTAL CROP AREA AND AVERAGE AREA PER HOLDER
BY CROP TYPE AND SIZE OF HOLDING 2006/2007 ETHIOPIA**

ሆንጠረዥ መ.28

TABLE D.28

የሰብል ዓይነት	የይዘታ መጠን ('000 በሄክታር)								ጠቅላላ	
	ከ0.10 በታች	ከ0.10 - 0.50	ከ0.51 - 1.00	ከ1.01 - 2.00	ከ2.01 - 5.00	ከ5.01 -10.00	ከ10.00 በላይ	ጠቅላላ		
ጊዜያዊ ሰብል										TEMPORARY
የባለይዘታ ብዛት	500,182	2,838,516	2,934,538	3,270,784	2,015,152	159,760	13,602	11,732,535	NUMBER OF HOLDERS	
የባለይዘታ ብዛት በመቶኛ	4.26	24.19	25.01	27.88	17.18	1.36	0.12	100.00	PERCENTAGE OF HOLDERS	
በሰብል የተያዘ ማሣ ስፋት (በሄክታር)	16,908	559,201	1,579,242	3,646,523	4,386,278	681,281	95,221	10,964,655	TOTAL CROP AREA IN HECTARES	
በሰብል የተያዘ ማሣ ስፋት በመቶኛ	0.15	5.10	14.40	33.26	40.00	6.21	0.87	100.00	PERCENTAGE OF AREA	
አማካይ የባለይዘታ ይዘታ (በሄክታር)	0.03	0.20	0.54	1.11	2.18	4.26	7.00	0.93	AVERAGE AREA PER HOLDER (HEC)	
ቋሚ ሰብል										PERMANENT
የባለይዘታ ብዛት	254,446	1,895,991	1,799,875	1,748,556	981,824	74,408	5,977	6,761,077	NUMBER OF HOLDERS	
የባለይዘታ ብዛት በመቶኛ	3.76	28.04	26.62	25.86	14.52	1.10	0.09	100.00	PERCENTAGE OF HOLDERS	
በሰብል የተያዘ ማሣ ስፋት (በሄክታር)	6,627	170,974	233,861	258,849	141,703	10,664	*	823,121	TOTAL CROP AREA IN HECTARES	
በሰብል የተያዘ ማሣ ስፋት በመቶኛ	0.81	20.77	28.41	31.45	17.22	1.30	*	100.00	PERCENTAGE OF AREA	
አማካይ የባለይዘታ ይዘታ (በሄክታር)	0.03	0.09	0.13	0.15	0.14	0.14	*	0.12	AVERAGE AREA PER HOLDER (HEC)	
ጠቅላላ										TOTAL
በሰብል የተያዘ ማሣ ስፋት (በሄክታር)	23,536	730,175	1,813,103	3,905,372	4,527,981	691,946	95,663	11,787,775	CROP AREA IN HECTARES	
በሰብል የተያዘ ማሣ ስፋት በመቶኛ	0.20	6.19	15.38	33.13	38.41	5.87	0.81	100.00	PERCENTAGE OF AREA	
	UNDER 0.10	0.10-0.50	0.51-1.00	1.01-2.00	2.01-5.00	5.01-10.00	10.00+	TOTAL		
	SIZE OF HOLDING('000 HECTARES)									CROP TYPE

* These estimates could not be reported in this table because of high coefficient of variation (i.e less reliable). However they are consolidated in the total estimates.

** አርብቶአደር አካባቢዎችን አይጨምርም::

በኢትዮጵያ ** በዋናው የመኸር ወቅት በጊዜያዊ ሰብሎች የተያዘ የመሬት ስፋት ግምት በይዘታ መጠን 1997 ዓ.ም.
ESTIMATES OF AREA UNDER TEMPORARY CROPS BY SIZE OF HOLDING 2004/2005 ETHIOPIA**.

ሠንጠረዥ መ.29

ስፋት በካራታር

AREA IN HECTARES

TABLE D.29

የሰብል ዓይነት	የይዘታ መጠን (በካራታር)								ጠቅላላ	
	ከ0.10 በታች	ከ0.10-0.50	ከ0.51-1.00	ከ1.01-2.00	ከ2.01-5.00	ከ5.01-10.00	ከ10.00 በላይ	ጠቅላላ		
የብርና የአገዳ እሀሎች	11,242	394,258	1,141,768	2,577,514	2,989,226	471,784	51,734	7,637,524	CEREALS	
ጤፍ	981	80,979	273,551	733,493	910,087	123,182	13,279	2,135,553	TEFF	
ገብስ	1,367	53,944	153,250	334,996	436,459	103,893	11,525	1,095,436	BARLEY	
ስንዴ	890	59,488	192,674	425,775	568,483	133,247	17,658	1,398,215	WHEAT	
በቆሎ	7,022	114,416	253,587	491,475	467,070	54,981	4,365	1,392,916	MAIZE	
ማሽላ	924	76,435	225,867	473,544	436,410	36,983	3,458	1,253,620	SORGHUM	
ዳጉሳ	*	7,170	38,230	108,591	148,124	10,217	*	312,931	FINGER MILLET	
አጃ	34	1,690	4,140	7,826	21,502	9,114	*	45,131	OATS	
ሩዝ	*	*	*	*	*	*	*	*	RICE	
ጥራጥሬዎች	1,934	71,206	213,280	449,378	527,779	78,048	7,491	1,349,116	PULSES	
ባቄላ	974	26,236	76,417	162,415	172,657	21,982	2,493	463,174	FABA BEANS	
አተር	170	11,664	38,131	85,383	101,492	15,283	2,242	254,365	FIELD PEAS	
ቦሎቄ	557	24,813	58,137	82,006	68,035	11,710	*	245,597	HARICOT BEANS	
ሽንብራ	*	2,260	13,765	49,142	88,917	11,876	*	167,569	CHICK PEAS	
ምግግር	*	3,493	13,662	27,422	27,446	4,261	260	76,642	LENTILS	
ጓዶ	*	1,425	9,440	33,850	56,129	11,066	*	112,425	GRASS PEA	
አኩሪ አተር	*	*	188	1,102	1,216	*	-	2,606	SOYA BEANS	
አብሽ	56	1,142	2,777	4,464	5,916	1,865	*	16,325	FENUGREEK	
ግብጦ	-	*	762	3,594	5,970	-	-	10,413	GIBTO	
የቅባት እሀሎች	556	19,743	70,268	232,579	417,463	70,855	12,966	824,430	OIL SEEDS	
ኑግ	*	4,864	23,667	105,014	195,791	27,362	2,105	358,828	NEUG	
ተልባ	*	6,596	18,737	58,011	134,479	27,800	5,026	250,702	LINSEED	
ለውዝ	*	1,719	6,718	10,569	7,365	659	-	27,084	GROUND NUT	
ሱፍ	8	282	1,031	2,910	4,773	696	*	9,715	SUFFLOWER	
ሰሊጥ	*	3,971	16,265	43,777	58,602	11,224	*	136,220	SESAME	
ጎመንዘር	352	2,310	3,850	12,299	16,452	3,116	*	41,881	RAPE SEED	
ጠቅላላ ጊዜያዊ ሰብሎች									ALL TEMPORARY CROPS	
	UNDER 0.10	0.10-0.50	0.51-1.00	1.01-2.00	2.01-5.00	5.01-10.00	10.00+	TOTAL		
	SIZE OF HOLDING (HECTARES)									

* These estimates could not be reported in this table because of high coefficient of variation (i.e. less reliable). However they are consolidated in the total estimates.
. Totals may not be equal with totals Table D.1.1 due to rounding errors

** የአርብቶ አደር አካባቢዎችን አይጨምርም
**EXCLUDING NOMADIC AREAS.
- መረጃ አልተገኘም
- Data not available

በኢትዮጵያ ** በዋናው የመኸር ወቅት በጊዜያዊ ሰብሎች የተያዘ የመሬት ስፋት ግምት በይዘታ መጠን 1998 ዓ.ም.
ESTIMATES OF AREA UNDER TEMPORARY CROPS BY SIZE OF HOLDING 2005/2006 ETHIOPIA**.

ሠንጠረዥ መ.30

ስፋት በካሊታር

AREA IN HECTARES

TABLE D.30

የሰብላ ዓይነት	የይዘታ መጠን (በካሊታር)								ጠቅላላ	
	ከ0.10 በታች	ከ0.10-0.50	ከ0.51-1.00	ከ1.01-2.00	ከ2.01-5.00	ከ5.01-10.00	ከ10.00 በላይ	ጠቅላላ		
የብርና የአገዳ እህሎች	10,177	424,883	1,218,656	2,761,217	3,156,645	420,759	80,223	8,072,561	CEREALS	
ጤፍ	879	82,559	280,493	785,031	952,101	116,680	28,275	2,246,017	TEFF	
ገብስ	885	53,905	150,307	312,490	402,419	63,020	*	997,868	BARLEY	
ስንዴ	1,165	62,612	183,838	456,788	616,026	120,779	18,332	1,459,540	WHEAT	
በቆሎ	6,042	118,286	280,219	528,583	515,139	56,847	15,167	1,520,283	MAIZE	
ማሽላ	1,121	97,203	281,992	546,093	492,885	43,305	2,581	1,465,181	SORGHUM	
ዳጉሳ	86	8,584	36,236	120,614	154,579	12,930	-	333,029	FINGER MILLET	
አጃ	-	1,515	4,708	9,562	20,528	7,062	*	44,401	OATS	
ሩዝ	-	*	*	*	*	*	*	-	RICE	
ጥራጥሬዎች	1,594	68,275	179,781	424,302	532,545	68,684	16,881	1,292,063	PULSES	
ባቄላ	795	27,865	69,130	151,626	183,190	20,322	3,991	456,919	FABA BEANS	
አተር	216	12,237	33,977	77,675	93,867	11,022	4,094	233,087	FIELD PEAS	
ሶሎቄ	439	18,061	38,962	53,126	42,967	7,255	2,771	163,582	HARICOT BEANS	
ሽንብራ	27	3,610	15,394	58,554	105,198	15,014	3,213	201,010	CHICK PEAS	
ምግግር	*	3,584	9,986	31,444	33,237	4,693	*	84,895	LENTILS	
ጓዶ	*	2,214	9,409	41,287	60,357	9,319	*	123,464	GRASS PEA	
አኩሪ አተር	*	*	274	895	1,902	207	-	3,327	SOYA BEANS	
አብሽ	*	576	2,068	3,892	4,852	354	81	11,845	FENUGREEK	
ግብጦ	-	*	579	5,804	6,975	*	-	13,936	GIBTO	
የቅባት እህሎች	484	17,297	74,014	252,751	395,541	51,116	5,195	796,397	OIL SEEDS	
ኑግ	*	3,274	20,299	93,540	173,006	16,576	*	306,877	NEUG	
ተልባ	*	4,408	16,004	56,136	115,697	19,294	*	215,107	LINSEED	
ለውዝ	11	2,848	8,207	14,339	9,156	*	-	35,392	GROUND NUT	
ሱፍ	21	183	813	3,225	3,736	890	-	8,867	SUFFLOWER	
ሰሊጥ	154	5,569	26,398	77,273	82,111	12,396	*	205,153	SESAME	
ጎመንዘር	218	1,014	2,292	8,238	11,834	1,129	275	25,001	RAPE SEED	
ጠቅላላ ጊዜያዊ ሰብሎች									ALL TEMPORARY CROPS	
	UNDER 0.10	0.10-0.50	0.51-1.00	1.01-2.00	2.01-5.00	5.01-10.00	10.00+	TOTAL		
	SIZE OF HOLDING (HECTARES)									

* These estimates could not be reported in this table because of high coefficient of variation(i.e less reliable).However they are consolidated in the total estimates.
. Totals may not be equal with totals Table D.1.1 due to rounding errors

** የአርብቶ አደር አካባቢዎችን አይጨምርም
**EXCLUDING NOMADIC AREAS.
- መረጃ አልተገኘም
- Data not available

በኢትዮጵያ ** በዋናው የመኸር ወቅት በጊዜያዊ ሰብሎች የተያዘ የመሬት ስፋት ግምት በይዘታ መጠን 1999 ዓ.ም.
ESTIMATES OF AREA UNDER TEMPORARY CROPS BY SIZE OF HOLDING 2006/2007 ETHIOPIA**.

የሰብል ዓይነት	ስፋት በሄክታር							AREA IN HECTARES		TAE
	የይዘታ መጠን (በሄክታር)							10.00 በላይ	ጠቅላላ	
	ከ0.10 በታች	ከ0.10-0.50	ከ0.51-1.00	ከ1.01-2.00	ከ2.01-5.00	ከ5.01-10.00	ከ10.00 በላይ			
የብርና የአገዳ እሀሎች	11117.00	418028.00	1230712.00	2854449.00	3360248.00	517493.00	71033.00	8463080.00	CEREALS	
ጤፍ	1137.00	86915.00	303478.00	792651.00	1031209.00	165777.00	23508.00	2404674.00	TEFF	
ገብስ	1119.00	49787.00	142062.00	320841.00	410585.00	84258.00	10662.00	1019314.00	BARLEY	
ስንዶ	981.00	59276.00	185011.00	446298.00	630500.00	129227.00	22624.00	1473917.00	WHEAT	
በቆሎ	6885.00	129827.00	291247.00	593253.00	582098.00	75860.00	9509.00	1688680.00	MAIZE	
ማሽላ	954.00	83167.00	267342.00	558653.00	508316.00	39093.00	3904.00	1461429.00	SORGHUM	
ዳጉሳ	*	7296.00	34973.00	131983.00	179756.00	19761.00	277.00	374072.00	FINGER MILLET	
አጃ	*	1172.00	4608.00	8258.00	14751.00	3444.00	*	32798.00	OATS	
ሩዝ	*	*	*	2510.00	*	*	*	*	RICE	
ጥራጥራዎች	1840.00	69084.00	194770.00	446344.00	569098.00	84904.00	12899.00	1378939.00	PULSES	
ባቄላ	812.00	25322.00	66676.00	154945.00	181697.00	26113.00	3636.00	459202.00	FABA BEANS	
አተር	256.00	9510.00	32645.00	71272.00	88794.00	16728.00	2512.00	221715.00	FIELD PEAS	
ቦሎቄ	544.00	22886.00	50326.00	71799.00	66040.00	8938.00	*	223251.00	HARICOT BEANS	
ሽንብራ	*	2756.00	15229.00	59884.00	104294.00	16398.00	1481.00	200066.00	CHICK PEAS	
ምሥር	161.00	4896.00	14395.00	32068.00	38145.00	6278.00	1167.00	97110.00	LENTILS	
ጓያ	*	2294.00	9899.00	38492.00	64493.00	8714.00	1045.00	124954.00	GRASS PEA	
አኩራ አተር	*	116.00	1021.00	2456.00	2108.00	*	*	6352.00	SOYA BEANS	
አብሽ	23.00	1126.00	3334.00	6750.00	8289.00	900.00	*	20762.00	FENUGREEK	
ግብጦ	*	*	1246.00	8677.00	15239.00	*	*	25526.00	GIBTO	
የቅባት እሀሎች	379.00	16543.00	64917.00	221605.00	355554.00	71235.00	10613.00	740847.00	OIL SEEDS	
ኑግ	*	2631.00	18271.00	73840.00	147061.00	30325.00	2538.00	274720.00	NEUG	
ተልባ	87.00	5894.00	14229.00	47121.00	85331.00	19243.00	2204.00	174108.00	LINSEED	
ለውዝ	*	1826.00	8226.00	14490.00	11369.00	1115.00	*	37050.00	GROUND NUT	
ሱፍ	*	303.00	1381.00	4616.00	6351.00	*	*	13019.00	SUFFLOWER	
ሰሊጥ	40.00	4203.00	20207.00	71337.00	91323.00	18506.00	5696.00	211312.00	SESAME	
ጎመንዘር	160.00	1685.00	2603.00	10201.00	14121.00	1697.00	*	30637.00	RAPE SEED	
ጠቅላላ ጊዜያዊ ሰብሎች									ALL TEMPORARY C	
	UNDER 0.10	0.10-0.50	0.51-1.00	1.01-2.00	2.01-5.00	5.01-10.00	10.00+	TOTAL		
	SIZE OF HOLDING (HECTARES)									

* These estimates could not be reported in this table because of high coefficient of variation(i.e less reliable).However they are consolidated in the total estimates.
. Totals may not be equal with totals Table D.1.1 due to rounding errors

** የአርብቶ አደር አካባቢዎችን አይጨምርም
**EXCLUDING NOMADIC AREAS.
- መረጃ አልተገኘም
- Data not available

በኢትዮጵያ ** ውስጥ በዋናው መኸር ወቅት ማዳበሪያ የተደረገበት መሬት ስፋት
 በማዳበሪያ ዓይነት ለገለጻ ባለይዘታዎች 1997 ዓ.ም.
 ESTIMATES OF FERTILIZER APPLIED AREA BY TYPE OF FERTILIZER FOR
 MEHER SEASON CROPS OF PRIVATE HOLDINGS IN
 ETHIOPIA ** 2004/2005

ሆንጠረዥ መ.35 (በዚክታር) (IN HECTARE) TABLE . 35

የሰብል ዓይነት	ጠቅላላ	የተፈጥሮ	ዳፕ	ዩሪያ	ዳፕና ዩሪያ	
የብርቆና አገዳ አሀሎች	3,686,605	937,401	1,353,140	137,767	1,258,297	CEREALS
ጤፍ	1,138,047	97,892	437,313	66,074	536,767	Teff
ገብስ	473,278	167,848	222,981	6,652	75,798	Barley
ሸንዶ	923,730	105,230	428,021	32,577	357,902	Wheat
በቆሎ	784,867	375,824	141,916	20,088	247,040	Maize
ማሽላ	205,047	166,891	12,200	9,365	16,591	Sorghum
ዳጉሳ	144,998	21,879	96,806	2,675	23,637	Finger Millet
አጃ	16,207	1,665	13,901	*	420	Oats
ሩዝ	430	174	*	*	*	Rice
ጥሬጥሬዎች	254,509	147,994	73,582	7,721	25,213	PULSES
ባቁላ	121,170	82,757	28,470	1,664	8,280	Faba Beans
አተር	46,117	19,467	19,228	*	4,772	Field Peas
ቦሎቱ	61,235	30,940	21,070	2,182	7,043	Haricot Bean
ሽምብራ	8,580	6,331	1,025	*	*	Chick Peas
ምሥር	8,569	3,455	1,946	732	2,436	Lentils
ኃያ	3,786	2,085	*	*	447	Grass Pea
አኩሪ አተር	*	*	-	-	-	Soya bean
አብሽ	4,049	2,277	413	332	1,027	Fenugreek
ግብጥ	609	286	232	-	*	Gibto
የቅባት አሀሎች	84,764	40,056	31,786	2,318	10,604	OILSEEDS
ኑግ	20,696	11,475	7,542	580	1,099	Neug
ተልባ	14,636	4,729	9,153	113	641	Linseed
ለውዝ	5,919	3,467	*	635	*	Ground Nuts
ሱፍ	2,237	1,011	*	*	644	Safflower
ሰሊጥ	8,178	5,385	1,679	683	*	Sesame
ጎመን ዘር	33,097	13,987	11,533	290	7,286	Rape Seed
አትክልት	61,978	38,500	7,833	3,525	12,120	VEGETABLES
ሰላባ	195	93	*	*	*	Lettuce
ጥቅል ጎመን	1,378	615	160	*	*	Head Cabbage
የአበሻ ጎመን	20,679	19,805	392	76	406	Ethiopian Cabbage
ተማተም	1,861	394	*	*	*	Tomatoes
ታሪያ	3,052	2,599	146	*	*	Green Peppers
በርበሬ	34,717	14,907	6,175	2,887	10,748	Red Peppers
ቆስባ	96	87	*	*	*	Swiss Chard
ሥራሥር	91,025	59,670	17,149	4,418	9,789	ROOT CROPS
ተይ ሥር	977	620	*	*	*	Beet root
ካርት	*	330	*	*	*	Carrot
ሽንኩርት	11,624	4,029	*	2,241	2,395	Onions
ድንች	35,772	17,110	12,379	1,282	5,002	Potatoes
ነጭ ሽንኩርት	8,527	6,508	*	340	899	Garlic
ጎደሬ	10,478	10,284	*	*	*	Taro('Godere')
ሰካር ድንች	22,263	20,789	691	313	471	Sweet Potatoes
ሌሎች ጊዜያዊ	24,617	19,744	2,350	249	2,274	Others Temporary
ቋጣ ሰብሎች	346,165	323,492	7,388	6,161	9,123	Permanent crops
አቡካሮ	1,940	1,839	86	*	14	Avocados
ሙዝ	7,929	7,181	542	15	190	Bananas
ዘይቱን	344	320	*	*	11	Guavas
ሎሚ	363	351	*	*	*	Lemons
ማንጎ	1,407	1,274	*	31	*	Mangoes
ብርቱካን	1,546	1,395	50	*	*	Oranges
ፓፓያ	1,338	1,301	19	*	*	Papayas
አናናስ	59	57	*	-	-	Pineapples
ንቃት ሰጪ ሰብሎች	58,224	43,271	2,800	5,336	6,818	Stimulant Crops
ጫት	56,647	52,906	2,741	*	834	Chat
ቡና	11,749	10,652	269	77	750	Coffee
ጊሾ						Hops(Gesho)
ሌሎች ቋጣ ሰብሎች	196,486	195,527	527	291	141	Other Permanent
እንሰት	5,797	5,434	248	*	38	Enset
ሽንኩር አገዳ	2,337	1,982	26	140	188	Sugar Cane
ሌሎች						Others
የጠቅላላ ሰብሎች ድምር	4,549,663	1,566,857	1,493,227	162,157	1,327,421	All Crops
TOTAL		NATURAL	DAP	UREA	DAP +UREA	CROP NAME

* These estimates could not be reported in this table because of high coefficient of variation (i.e less reliable). However they are consolidated in the total estimates.

**EXCLUDING NOMADIC AREAS

- መረጃ አልተገኘም
 - Data not available.

በኢትዮጵያ ** ወሰን በዋናው መኸር ወትት ማዳሪያ የተደረገበት መሬት ስፋት
 በማዳሪያ ዓይነት ለገል ለላይኛው ዓመት 1998 ዓ.ም.
 ESTIMATES OF FERTILIZER APPLIED AREA BY TYPE OF FERTILIZER FOR
 MEHER SEASON CROPS OF PRIVATE HOLDINGS IN
 ETHIOPIA ** 2005/2006

የሰብል ዓይነት	ጠቅላላ	የተፈጥሮ	ዳፕ	ዩሪያ	ዳፕና ዩሪያ	
						(በዘንታር) (IN HECTARE) TABLE. 36
የብርዕና አገዳ አሰራሮች	4,139,307	935,417	1,493,312	156,844	1,553,734	CEREALS
ጠፍ	1,319,598	105,830	512,761	79,160	621,848	Teff
ገብስ	445,133	145,227	203,378	10,172	86,356	Barley
ሸንጭ	1,010,007	101,278	437,087	31,023	440,620	Wheat
ቡቆሎ	895,812	335,135	198,570	22,640	339,466	Maize
ማሽላ	288,031	220,446	19,054	11,038	37,494	Sorghum
ዳጉሳ	165,233	23,747	111,299	2,747	27,440	Finger Millet
አጃ	15,467	3,743	11,160	*	500	Oats
ሩዝ	26	*	*	*	*	Rice
ጥሬ-ጥሬዎች	240,281	139,597	74,307	4,301	22,077	PULSES
ቡቱላ	123,353	82,067	32,089	1,215	7,982	Faba Beans
አተር	44,284	17,803	21,707	*	3,854	Field Peas
ቡሎቱ	42,446	19,681	15,968	1,382	5,416	Haricot Bean
ሽምብራ	13,266	9,985	1,171	*	1,822	Chick Peas
ምሥር	9,289	4,426	2,222	*	2,250	Lentils
ጌዳ	3,271	2,949	*	*	*	Grass Pea
አከራ አተር	*	*	*	18	101	Soya bean
አብሽ	2,666	2,016	*	*	388	Fenugreek
ግብጦ	826	*	*	*	*	Gibto
የቅባት አሰራሮች	78,295	34,983	23,540	4,060	15,713	OILSEEDS
ኑግ	14,364	8,382	4,225	*	1,731	Neug
ተልባ	15,483	5,784	8,959	*	662	Linseed
ሎዎዝ	8,843	5,020	*	676	*	Ground Nuts
ሱፍ	2,876	675	*	*	1,282	Safflower
ሰሊጥ	17,486	8,378	1,853	2,606	4,650	Sesame
ጎመን ዘር	19,244	6,743	6,452	210	5,839	Rape Seed
አጎረጎረ	81,159	39,876	17,744	4,587	18,952	VEGETABLES
ሰላጣ	*	40	*	*	*	Lettuce
ጥቅል ጎመን	1,118	722	103	*	*	Head Cabbage
የአብሻ ጎመን	17,970	17,365	439	13	154	Ethiopian Cabbage
ተማተም	3,316	693	*	*	*	Tomatoes
ዳሪያ	3,785	3,155	163	*	193	Green Peppers
ቡርብራ	54,683	17,814	16,281	3,724	16,864	Red Peppers
ቆሰጣ	92	86	*	*	*	Swiss Chard
ሥራሥር	97,221	65,181	19,677	2,898	9,464	ROOT CROPS
ቀይ ሥር	1,063	599	85	*	*	Beet root
ካሮት	748	314	*	*	227	Carrot
ሸንኩርት	10,284	4,324	2,839	*	2,016	Onions
ድንች	40,913	19,593	15,308	1,236	4,776	Potatoes
ነጭ ሸንኩርት	7,555	6,180	171	167	*	Garlic
ጎደራ	11,384	11,037	*	*	*	Taro('Godere')
ሕክር ድንች	25,314	23,133	808	239	1,133	Sweet Potatoes
ሌሎች ጊዜያዊ	14,428	*	*	*	*	Others Temporary
ቋጫ ሰብራሮች	355,336	328,054	*	*	*	Permanent crops
አቡካዶ	1,936	1,920	-	-	-	Avocados
ሙዝ	7,633	7,062	-	-	-	Bananas
ዘይቱን	289	271	-	-	-	Guavas
ሎሚ	200	187	-	-	-	Lemons
ማንጎ	973	941	-	-	-	Mangoes
ብርቱካን	1,316	1,263	-	-	-	Oranges
ፓፓያ	1,114	1,056	-	-	-	Papayas
አናናስ	*	*	-	-	-	Pineapples
ንጹህ ስጫ ሰብራሮች	61,279	43,681	-	-	-	Stimulant Crops
ጫት	58,900	52,876	-	-	-	Chat
ቡና	11,986	11,068	-	-	-	Coffee
ጎሽ	*	*	-	-	-	Hops(Gesho)
ሌሎች ቋጫ ሰብራሮች	200,801	199,400	-	-	-	Other Permanent
ኦንሰት	5,520	5,018	-	-	-	Enset
ሸንኩራ አገዳ	*	3,253	-	-	-	Sugar Cane
ሌሎች	*	*	-	-	-	Others
የጠቅላላ ሰብራሮች ድምር	5,330,085	1,858,404	1,628,580	172,690	1,619,940	All Crops
TOTAL		NATURAL	DAP	UREA	DAP +UREA	CROP NAME

* These estimates could not be reported in this table because of high coefficient of variation (i.e less reliable). However they are consolidated in the total estimates.
 ሌላ የአርብቶ አደር አካባቢዎችን አይጨምርም:: - መረጃ አልተገኘም
 **EXCLUDING NOMADIC AREAS - Data not available.

በኢትዮጵያ ** ውስጥ በዋናው መሽር ወትት ማዳበሪያ የተደረገበት መሬት ስፋት
 ESTIMATES OF FERTILIZER APPLIED AREA BY TYPE OF FERTILIZER FOR
 MEHER SEASON CROPS OF PRIVATE HOLDINGS IN
 ETHIOPIA ** 2006/2007

ወንጠረዥ መ.37 (በዘጠቃ) (IN HECTARE) TABLE 37

የሰብል ዓይነት	ጠቅላላ	የተፈጥሮ	ዳፕ	ዩሪያ	ዳፕና ዩሪያ	
የሰብል አገልግሎት አሰጣጥ	4,330,790.00	949,506.00	1,573,240.00	176,670.00	1,631,374.00	CEREALS
ጠፍ	1,425,135.00	87,914.00	535,907.00	89,581.00	711,733.00	Teff
ገብስ	437,929.00	139,435.00	197,809.00	7,034.00	93,652.00	Barley
ህንጻ	1,051,269.00	90,916.00	473,153.00	25,899.00	461,301.00	Wheat
ቡቆሎ	960,880.00	401,526.00	217,677.00	29,101.00	312,576.00	Maize
ማሽላ	261,339.00	201,849.00	19,672.00	16,889.00	22,929.00	Sorghum
ጸገላ	182,471.00	24,769.00	121,545.00	8,134.00	28,023.00	Finger Millet
አጃ	11,415.00	2,976.00	7,431.00	*	994.00	Oats
ሩዝ	352.00	*	*	*	*	Rice
ፕራፕራዎች	274,915.00	153,548.00	95,483.00	4,159.00	21,725.00	PULSES
ባቱላ	127,906.00	82,914.00	36,879.00	758.00	7,354.00	Faba Beans
አተር	52,084.00	20,453.00	27,056.00	*	4,407.00	Field Peas
ባሎቱ	58,140.00	26,931.00	24,528.00	1,364.00	5,316.00	Haricot Bean
ገምብራ	10,299.00	8,339.00	1,152.00	*	262.00	Chick Peas
ምሥር	14,473.00	7,696.00	3,601.00	917.00	2,260.00	Lentils
ጌያ	5,203.00	4,259.00	*	*	*	Grass Pea
አኩሪ አተር	1,767.00	*	*	124.00	525.00	Soya bean
አብሽ	3,703.00	2,068.00	582.00	*	958.00	Fenugreek
ግብፅ	1,340.00	523.00	547.00	*	270.00	Gibto
የቅባት አሰጣጥ	76,210.00	35,777.00	23,260.00	5,598.00	11,575.00	OILSEEDS
ኑግ	15,436.00	9,211.00	5,133.00	*	571.00	Neug
ተልባ	15,194.00	5,971.00	8,217.00	171.00	835.00	Linseed
ሰውዝ	8,191.00	5,127.00	*	1,798.00	107.00	Ground Nuts
ሱፍ	3,279.00	1,233.00	*	*	1,046.00	Safflower
ሰሊጥ	11,150.00	5,342.00	1,806.00	2,501.00	1,502.00	Sesame
ጎመን ዘር	22,960.00	8,894.00	6,280.00	272.00	7,515.00	Rape Seed
አገልግሎት	66,349.00	35,072.00	10,687.00	4,260.00	16,329.00	VEGETABLES
ሰላጣ	371.00	105.00	*	*	*	Lettuce
ጥቅል ጎመን	1,376.00	767.00	372.00	*	189.00	Head Cabbage
የአበሻ ጎመን	18,028.00	17,308.00	508.00	16.00	196.00	Ethiopian Cabbage
ተማተም	*	827.00	*	*	*	Tomatoes
ታሪያ	3,722.00	2,940.00	211.00	*	*	Green Peppers
በርበሬ	38,163.00	13,049.00	9,151.00	3,224.00	12,739.00	Red Peppers
ቆሰጣ	83.00	77.00	*	*	5.00	Swiss Chard
ሥፍራ	118,229.00	69,065.00	31,447.00	2,709.00	15,008.00	ROOT CROPS
ቀይ ሥር	1,222.00	639.00	*	*	*	Beet root
ካርት	697.00	285.00	*	*	*	Carrot
ሸክርት	13,795.00	4,456.00	*	*	3,677.00	Onions
ድንች	56,482.00	22,323.00	25,037.00	790.00	8,333.00	Potatoes
ነጭ ሸክርት	6,104.00	4,287.00	416.00	129.00	*	Garlic
ጎደሬ	13,788.00	13,351.00	*	*	*	Taro('Godere')
ስኳር ድንች	26,140.00	23,724.00	622.00	692.00	1,102.00	Sweet Potatoes
ሌሎች ጊዜያዊ	32,814.00	26,978.00	2,796.00	692.00	2,350.00	Others Temporary
ቋሚ ስብሰታ	371,867.00	338,816.00	-	-	-	Permanent crops
አቡካዶ	2,772.00	2,712.00	-	-	-	Avocados
ሙዝ	10,103.00	9,032.00	-	-	-	Bananas
ዘይቱን	537.00	438.00	-	-	-	Guavas
ሎሚ	248.00	208.00	-	-	-	Lemons
ማንጎ	1,734.00	1,682.00	-	-	-	Mangoes
ብርቱካን	1,106.00	1,063.00	-	-	-	Oranges
ፓፓያ	1,202.00	1,130.00	-	-	-	Papayas
አናናስ	*	14.00	-	-	-	Pineapples
ንቃት ስጢያ ስብሰታ	68,821.00	45,516.00	-	-	-	Stimulant Crops
ጫት	63,295.00	57,384.00	-	-	-	Chat
ቡና	10,423.00	9,441.00	-	-	-	Coffee
ጎሽ	202,495.00	201,666.00	-	-	-	Hops(Gesho)
ሌሎች ቋሚ ስብሰታ	5,892.00	5,517.00	-	-	-	Other Permanent
ኔንሳት	3,169.00	3,013.00	-	-	-	Enset
ሸክር ኣገዳ	-	-	-	-	-	Sugar Cane
ሌሎች	-	-	-	-	-	Others
የጠቅላላ ስብሰታ ድምር	5,313,073.00	1,587,301.00	1,734,117.00	193,396.00	1,696,011.00	All Crops
TOTAL		NATURAL	DAP	UREA	DAP +UREA	CROP NAME

* These estimates could not be reported in this table because of high coefficient of variation (i.e less reliable). However they are consolidated in the total estimates.

አኦ የአርብ፣ አደር አብዛኛዎችን አይጨምርም::
 **EXCLUDING NOMADIC AREAS

- መረጃ አልተገኘም
 - Data not available.

በኢትዮጵያ** ውስጥ በዋናው መኸር ወትት በጥንቃቄ ላይ የዋለ የማይቆይ
 መጠንና ዓይነት ለግል ባለቤታዎች 1998 ዓ.ም.
 ESTIMATES OF QUANTITY OF COMMERCIAL FERTILIZER APPLIED BY TYPE
 OF FERTILIZER FOR MEHER SEASON CROPS OF PRIVATE HOLDINGS IN
 ETHIOPIA * * 2005/2006

ወንጠረዥ መ.39	(በኩንታል)		(IN QUINTALS)		TABLE D.D.39
የሰብል ስም	ጠቅላላ	ዳፕ	ዩሪያ	ዳፕና ዩሪያ	
የብርሳና አጣ አሰራች	3,509,567	1,126,358	125,009	2,258,201	CEREALS
ጠፍ	1,089,405	326,842	48,495	714,068	Teff
ገብስ	275,694	159,970	7,696	108,028	Barley
ስንዶ	1,129,994	375,325	27,667	727,002	Wheat
በቆሎ	841,403	178,418	28,945	634,040	Maize
ማሽላ	81,716	14,456	11,149	56,110	Sorghum
ዳጉላ	87,078	67,714	1,009	18,355	Finger Millet
እጃ	4,267	3,630	*	589	Oats
ፍዝ	11	*	*	*	Rice
ጥራጥራዎች	117,864	65,447	5,702	46,715	PULSES
ባቱላ	46,127	26,523	1,344	18,261	Faba Beans
አተር	26,905	20,217	716	5,973	Field Peas
ቦሎቱ	34,767	15,424	*	16,585	Haricot Bean
ሽምብራ	3,400	807	*	1,974	Chick Peas
ምሥር	3,824	1,224	*	2,448	Lentils
ገጽ	*	*	6	91	Grass Pea
አኩራ አተር	*	*	63	412	Soya bean
አብሽ	575	100	*	*	Fenugreek
ግጥብ	1,126	*	*	*	Gibto
የትባት አሰራች	82,756	20,711	3,228	58,817	OILSEEDS
ጉግ	2,783	1,852	*	902	Neug
ተልባ	5,148	3,335	*	1,720	Linseed
ለውዝ	4,282	*	866	2,174	Ground Nuts
ሱፍ	7,324	*	*	5,717	Safflower
ሰሊጥ	4,260	592	895	2,773	Sesame
ጎመን ዘር	58,959	12,671	757	45,531	Rape Seed
አትክልት	65,832	21,340	5,151	39,341	VEGETABLES
ሰላባ	*	*	*	*	Lettuce
ጥቅል ጎመን	617	137	*	214	Head Cabbage
የአበሻ ጎመን	2,505	770	*	1,691	Ethiopian Cabbage
ተማቲም	*	*	*	*	Tomatoes
ታሪያ	1,122	94	422	606	Green Peppers
በርበሬ	55,723	19,654	3,358	32,711	Red Peppers
ቆስባ	*	*	*	*	Swiss Chard
ጾራጾር	58,855	28,852	5,768	24,235	ROOT CROPS
ቀይ ሥር	743	106	*	*	Beet root
ካርት	622	123	*	436	Carrot
ሽክርት	15,011	4,977	*	*	Onions
ድንች	30,102	20,803	1,162	8,136	Potatoes
ነጭ ሽክርት	*	590	647	*	Garlic
ጎጆሬ	*	*	*	*	Taro(Godere)
ስኳር ድንች	6,468	1,595	846	4,027	Sweet Potatoes
ሌሎች ጊዜያዊ	3,520	947	1,102	1,471	Others Temporary
ጽጌ ሰብራች	-	-	-	-	Permanent crops
ፍራፍራዎች	-	-	-	-	Fruit Crops
አቡካዶ	-	-	-	-	Avocados
ሙዝ	-	-	-	-	Bananas
ዘይቱን	-	-	-	-	Guavas
ሎሚ	-	-	-	-	Lemons
ማንጎ	-	-	-	-	Mangoes
ብርቱካን	-	-	-	-	Oranges
ፓፓያ	-	-	-	-	Papayas
እናናስ	-	-	-	-	Pineapples
ሌሎች	-	-	-	-	Others
ንቃት ሰጪ ሰብራች	-	-	-	-	Stimulant Crops
ጫት	-	-	-	-	Chat
ቡና	-	-	-	-	Coffee
ጎሽ	-	-	-	-	Hops(Gesho)
ሌሎች	-	-	-	-	Others
ሌሎች ጽጌ ሰብራች	-	-	-	-	Other Permanent
አንሰት	-	-	-	-	Enset
ሽክር ኣገዳ	-	-	-	-	Sugar Cane
ሌሎች	-	-	-	-	Others
የጠቅላላ ሰብራች ድምር	3,834,874	1,262,708	144,858	2,427,309	All Crops
	TOTAL	DAP	UREA	DAP +UREA	CROP NAME

* These estimates could not be reported in this table because of high coefficient of variation (i.e less reliable). However they are consolidated in the total estimates.
 ** የአርብ፣ አደር አካባቢዎችን አይጨምርም::
 **EXCLUDING NOMADIC AREAS
 - መረጃ አልተገኘም
 - Data not available.

በኢትዮጵያ** ውስጥ በዋናው መኸር ወትት በጥንቁ ላይ የዋለ የማይበረታ
መጠንና ዓይነት ለግል ባለቤታዎች 1999 ዓ.ም.
ESTIMATES OF QUANTITY OF COMMERCIAL FERTILIZER APPLIED BY TYPE
OF FERTILIZER FOR MEHER SEASON CROPS OF PRIVATE HOLDINGS IN
ETHIOPIA ** 2006/2007

ሆንጠረኻ መ.40	(በኩንታል)			(IN QUINTALS)		TABLE D.D.40
	ጠቅላላ	ዳጥ	ዩሪያ	ዳጥና ዩሪያ		
የሰብል ስም						
የሰብል ስም						
የሰብል ስም	3,544,238.00	1,195,042.00	124,644.00	2,224,552.00		CEREALS
ጠፍ	1,163,401.00	333,920.00	44,335.00	785,147.00		Teff
ገብስ	278,320.00	164,217.00	4,453.00	109,651.00		Barley
ስንዶ	1,176,416.00	426,815.00	21,928.00	727,673.00		Wheat
ቦቆሎ	766,244.00	182,620.00	35,385.00	548,238.00		Maize
ማሽላ	68,417.00	17,830.00	16,654.00	33,933.00		Sorghum
ዳገላ	85,334.00	65,366.00	1,850.00	18,118.00		Finger Millet
እጃ	5,683.00	4,259.00	*	1,408.00		Oats
ሩዝ	*	*	*	*		Rice
ጥራጥራዎች	158,817.00	97,857.00	8,844.00	52,117.00		PULSES
ባቱላ	56,114.00	37,732.00	855.00	17,526.00		Faba Beans
አተር	31,421.00	25,455.00	*	5,729.00		Field Peas
ቦቆ-ቱ	55,090.00	29,134.00	*	20,062.00		Haricot Bean
ሽምብራ	2,494.00	668.00	*	528.00		Chick Peas
ምሥር	4,079.00	2,107.00	278.00	1,694.00		Lentils
ጃያ	594.00	*	*	*		Grass Pea
አኩሪ አተር	1,500.00	*	66.00	637.00		Soya bean
አብሽ	3,537.00	820.00	*	*		Fenugreek
ግብጽ	3,989.00	*	-	2,942.00		Citrus
የትባት አሀሎች	95,476.00	25,355.00	4,296.00	65,826.00		OILSEEDS
ጥግ	4,902.00	2,928.00	*	1,649.00		Neug
ጥልባ	5,359.00	3,814.00	218.00	1,326.00		Linseed
ለውዝ	3,003.00	*	1,694.00	320.00		Ground Nuts
ሱፍ	6,959.00	*	*	3,852.00		Safflower
ሰሊጥ	2,975.00	908.00	1,116.00	951.00		Sesame
ጎመን ዘር	72,278.00	14,114.00	436.00	57,728.00		Rape Seed
አትክልት	57,543.00	14,656.00	5,224.00	37,663.00		VEGETABLES
ሰላሳ	*	*	*	*		Lettuce
ጥቅል ጎመን	1,109.00	550.00	*	479.00		Head Cabbage
የአበሻ ጎመን	2,861.00	1,783.00	23.00	1,055.00		Ethiopian Cabbage
ተማተም	*	*	*	*		Tomatoes
ቃሪያ	1,101.00	105.00	*	*		Green Peppers
በርበሬ	41,549.00	11,915.00	3,094.00	26,540.00		Red Peppers
ቆስባ	*	-	*	*		Swiss Chard
ሥራሥር	80,871.00	41,106.00	3,982.00	35,783.00		ROOT CROPS
ቀይ ሥር	*	*	*	*		Beet root
ካርት	733.00	*	*	*		Carrot
ሽንኩርት	18,169.00	4,728.00	*	11,610.00		Onions
ድንች	49,622.00	33,757.00	917.00	14,948.00		Potatoes
ነጭ ሽንኩርት	6,323.00	598.00	306.00	*		Garlic
ጎደሬ	*	*	*	70.00		Taro(Godere)
ስኳር ድንች	4,387.00	939.00	875.00	2,573.00		Sweet Potatoes
ሌሎች ጊዜያዊ	11,758.00	4,099.00	1,156.00	6,503.00		Others Temporary
ደግሞ ሰብሎች						Permanent crops
ፍራፍራዎች	-	-	-	-		Fruit Crops
አብካይ	-	-	-	-		Avocados
ሙዝ	-	-	-	-		Bananas
ዘይቱን	-	-	-	-		Guavas
ለሙሻ	-	-	-	-		Lemons
ማንጎ	-	-	-	-		Mangoes
ብርቱካን	-	-	-	-		Oranges
ፓፓያ	-	-	-	-		Papayas
እናናስ	-	-	-	-		Pineapples
ሌሎች	-	-	-	-		Others
ንቃት ሰጪ ሰብሎች						Stimulant Crops
ጫት	-	-	-	-		Chat
ቡና	-	-	-	-		Coffee
ጎሽ	-	-	-	-		Hops(Gesho)
ሌሎች	-	-	-	-		Others
ሌሎች ደግሞ ሰብሎች						Other Permanent
አንስት	-	-	-	-		Enset
ሽንኩራ አገዳ	-	-	-	-		Sugar Cane
ሌሎች	-	-	-	-		Others
የጠቅላላ ሰብሎች ድምር	3838394.00	1,359,360.00	146,990.00	2,415,941.00		All Crops
TOTAL		DAP	UREA	DAP +UREA		CROP NAME

* These estimates could not be reported in this table because of high coefficient of variation (i.e less reliable). However they are consolidated in the total estimates.
 ** የአርብ ላይ ላይ አካላትን አይጨምርም:: - መረጃ አልተገኘም
 **EXCLUDING NOMADIC AREAS - Data not available.