

**THE FEDERAL DEMOCRATIC REPUBLIC OF ETHIOPIA
CENTRAL STATISTICAL AGENCY**

**AGRICULTURAL SAMPLE SURVEY
2005 / 2006 (1998 E.C.)**

(September 2005 – February 2006)

VOLUME I

REPORT ON

AREA AND PRODUCTION OF CROPS

(PRIVATE PEASANT HOLDINGS, MEHER SEASON)

Addis Ababa
July, 2006

361

STATISTICAL BULLETIN

361

CONTENTS

PAGE

PART I INTRODUCTION AND OBJECTIVES OF THE SURVEY.....1

| | |
|-----------------------------------|---|
| 1.1 INTRODUCTION..... | 1 |
| 1.2 OBJECTIVES OF THE SURVEY..... | 2 |

PART II SURVEY METHODOLOGY, DATA COLLECTION AND PROCESSING.3

| | |
|---|---|
| 2.1 SCOPE AND COVERAGE OF THE SURVEY..... | 3 |
| 2.2 SAMPLING FRAME..... | 3 |
| 2.3 SAMPLE DESIGN..... | 4 |
| 2.4 SELECTION SCHEME..... | 5 |
| 2.4 ORGANIZATION OF FIELD WORK..... | 5 |
| 2.5 TRAINING OF FIELD STAFF..... | 6 |
| 2.6 METHOD OF DATA COLLECTION..... | 6 |
| 2.7 DATA PROCESSING..... | 7 |
| a) Editing, Coding and Verification..... | 7 |
| b) Data Entry, Cleaning and Tabulation..... | 8 |
| 2.8 CONCEPTS AND DEFINITIONS..... | 8 |

PART III SUMMARY OF SURVEY RESULTS.....11

| | |
|---|-----|
| AREA & PRODUCTION..... | 11 |
| APPENDIX I ESTIMATION PROCEDURES OF TOTALS, RATIOS AND SAMPLING ERRORS | 91 |
| APPENDIX II STANDARD ERRORS AND COEFFICIENTS OF VARIATION..... | 97 |
| APPENDIX III NUMBER OF PLANNED AND ACTUALLY COVERED SAMPLING UNITS..... | 111 |
| APPENDIX IV QUESTIONNAIRES..... | 118 |

ABBREVIATIONS: CV – COEFFICIENT OF VARIATION

E.C. – ETHIOPIAN CALENDAR

S.N.N.P.R. – SOUTHERN NATIONS, NATIONALITIES AND PEOPLES' REGION

PART I

INTRODUCTION AND OBJECTIVES OF THE SURVEY

1.1. INTRODUCTION

The production and utilization of food crops is a necessity to humanity. Agriculture, as a primary activity directly connected to food availability, plays a crucial role in responding to this necessity. Agriculture is presumed to be the engine for economic development in developing countries and more oriented to rural development to ensure the wellbeing of the population. Consequently the efforts of government and non – government organizations have been poured on to it besides the farmers' to realize food security.

Adverse conditions emanating from natural disasters and man made problems such as the over exploitation of land generate shocks to agriculture that instigate crises related to food availability. These and other effects necessitate a priority in scrutinizing the performance of agriculture in order to combat food crises. Accurate and timely statistics are a requisite to check, appraise and gauge the agricultural situation. They are used to inform data users of the nature of agriculture and changes taking place in it and trigger policy intervention.

To this end, the Central Statistical Agency (CSA) has been furnishing statistical information on the country's agriculture since 1980/81. As part of this task the 2005/06 (1998 E.C) Agricultural Sample Survey was conducted to provide data on crop area and production of crops within the private peasant holdings for Meher Season of the cited year. The survey results are presented in this bulletin and other electronic media for data users.

The report comprises three parts. Part I contains the objectives of this annual survey. Part II deals with coverage of the survey, sample design, field organization and method of data collection and Part III includes the survey findings. Estimation procedures and formulation of estimates of totals, ratios and variance are presented in Appendix I. Estimates of the standard errors with the corresponding coefficients of

variations for area and production of crops are presented in Appendix II. The numbers of agricultural households covered, number of parcels and fields measured and number of crop-cuttings performed are presented in appendix III and the survey questionnaires in Appendix IV.

1.2. OBJECTIVES OF THE SURVEY

The general objective of CSA's Agricultural Sample Survey (AgSS) is to collect basic quantitative information on the country's agriculture that is essential for planning, policy formulation, monitoring and evaluation of mainly food security and other agricultural activities. The AgSS is composed of four components: Crop Production Forecast Survey, Meher Season Post Harvest Survey, Livestock Survey and Belg Season Survey.

The specific objectives of Meher Season Post Harvest Survey are to estimate the total cultivated area, production and yield of crops and provide estimates of land use area and quantity of agricultural inputs for Meher Season agriculture in companion reports published separately. All reports are based on the private peasant holdings in sedentary rural areas of the country, further subdivided by regions and zones.

PART II

SURVEY METHODOLOGY, DATA COLLECTION AND PROCESSING

2.1. SCOPE AND COVERAGE OF THE SURVEY

The range of data items that the 2005/06 (1998 E.C) Annual Agricultural Sample Survey (Meher Season) dealt with includes all cereals, pulses and oilseeds and the most commonly grown vegetables, root crops and permanent (perennial) crops. Holders growing at least one or more of these crops are enumerated and data on crop area and yield recorded, hence data on production of these crops acquired. This years Annual Agricultural Sample Survey (Meher season) covered the entire rural parts of the country except all zones of Gambella Region, and the non-sedentary population of three zones of Afar & six zones of Somali regions. Accordingly the survey took into account of all parts of Harari, Addis Ababa, Dire Dawa, and 58 additional Zones / Special weredas (that are treated as zones) of other regions.

To be covered by the survey, a total of 2,024 enumeration areas (EAs) and 250 resettlement localities were selected. However, due to various reasons that are beyond control, in 12 EAs and 1 resettlement locality the survey could not be successful and hence interrupted. Thus, all in all the survey succeeded to cover 2,012 EAs and 249 resettlement localities (99.43%) throughout the regions. The Annual Agricultural Sample survey (Meher season) was conducted on the basis of 30 agricultural households selected from each EA/resettlement locality. Regarding the ultimate sampling units, it was intended to cover a total of 68,220 agricultural households, however, 67,669 (99.12%) were actually covered by the survey.

2.2 SAMPLING FRAME

The list containing EAs of all regions and their respective agricultural households obtained from the 2001/02 Ethiopian Agricultural Sample Enumeration (EASE) was used as the sampling frame in order to select the primary sampling units (EAs). Consequently, all sample EAs were selected from this frame based on the design proposed for the survey. Resettlement localities, on the other hand, are sub-samples of

the list of all resettlements localities obtained from each region. The second stage sampling units, households, were selected from a fresh list of households that were prepared for each EA/ resettlement localities at the beginning of the survey.

2.3 SAMPLE DESIGN

In order to select the sample a stratified two-stage cluster sample design was implemented. Enumeration areas (EAs) /resettlement locality were taken to be the primary sampling units (PSUs) and the secondary sampling units (SSUs) were agricultural households.

In 2005/6, unlike the years before, in order to obtain a fairly representative number of extension program participant households the CSA categorized the listed agricultural households in each EAs/resettlement area into two strata, i.e. households that are and that are not participants of extension program. The stratification was done on the basis of the six major crops where by the extension program is mostly exercised in the country. The crops are maize, teff, wheat, barley, sorghum and finger millet.

The sample size for the 2005/06 agricultural sample survey was determined by taking into account of both the required level of precision for the most important estimates within each domain and the amount of resources allocated to the survey. In order to reduce non-sampling errors manageability of the survey in terms of quality and operational control was also in addition considered.

Except Harari, Addis Ababa and Dire Dawa, where each region as a whole was taken to be the domain of estimation; each zone of a region / special wereda was adopted as a stratum for which major findings of the survey are reported.

Moreover, values about the 2005/06 cultivated areas of crops and the expected amount of production for Gambella region is also provided. However, it is important to note that the values are not obtained from the survey but they are projections from the results of the 2003/04 annual Crop Production Forecast Sample Survey.

2.4 SELECTION SCHEME

Enumeration areas/resettlement localities from each stratum were selected systematically using probability proportional to size sampling technique; size being number of agricultural households. The sizes for EAs were obtained from the 1994 Population & Housing Census and adjusted for the sub-sampling effect. Sizes for resettlement localities on the other hand were obtained from the 2004 listings of resettlement localities. From the fresh list of households prepared at the beginning of the survey 30 agricultural households within each sample EA/resettlement locality were selected systematically. Twenty of the households were selected from non extension participant agricultural households while the rest 10 households were selected from extension participant agricultural households.

Estimation procedure of totals, ratios, sampling error and the measurement of precision of estimates (CV) are given in Appendix I and II, respectively. Distribution of sampling units (sampled and covered EAs and resettlement localities) by stratum is also presented in Appendix-III.

2.5. ORGANIZATION OF FIELD WORK

The conduct of a survey cannot be executed without the arrangement of fieldwork. In recognition of this, the organization of fieldwork has been entrusted to the Department of Field Operations that liaises between the Head Office and the 25 Branch Statistical Offices spread across the regions. All Branch Offices took part in the survey execution especially in recruiting the enumerators, organizing the 2nd stage training, assigning the field staff to their sites of enumeration, supervising the data collection and retrieving completed questionnaires and submitting them to the Head Office for data processing.

The Branch Offices were also responsible in administering the financial and logistic aspects of the survey within their areas of operation. A total of 2388 enumerators, 455 field supervisors, 25 coordinators and 50 statisticians were involved in the data collection where on the average one supervisor was assigned to five enumeration areas

for supervision of data collection. All the enumerators were supplied with the necessary survey equipment after the completion of the training to ensure the smooth operation of the survey. To facilitate the data collection activities, a total of 205 four-wheel drive vehicles were used.

2.6. TRAINING OF FIELD STAFF

The execution of a survey and quality of data acquired from the survey highly depend on the type of training given to the enumerators and supervisors and the consequent understanding of the tasks to be performed and the standard procedures to be followed by the enumerators and supervisors in the survey undertaking. The quality and completeness of data is ensured when the training meets its objective of producing responsible and fervent enumerators and supervisors.

In light of this point, the training was given to the field staff in two stages. The first stage training, which took place at the Head Quarters of CSA and lasted 10 days targeted staff from the Head Office, and senior field supervisors from Branch Statistical Offices. The staff that took part in the first stage training was then assigned to conduct similar training for the enumerators and other supervisors for fifteen days in all the twenty- five Branch Statistical Offices distributed across the country.

In the training the field staff was given detailed classroom instruction on how to collect data, method of area measurement, method of crop cutting, interviewing procedures, etc. The training also included field practice to reinforce the understanding of concepts, definitions and theories discussed in the classroom with regard to field measurement, crop cutting and interviewing methods.

2.7. METHOD OF DATA COLLECTION

The agricultural data for the year 2005/06(1998 E.C) was collected from sedentary rural peasant households by interviewing the selected agricultural holders and physically measuring their fields and performing crop cutting procedures to gather data on crop yields and other items of interest. The data obtained were recorded in various forms designed for this purpose. Instruments like measuring tape; compass,

kitchen balance, scientific calculators and others were used during data collection for a timely and smooth acquisition of accurate data.

The procedures for measuring area under crop and area of non - crop fields operated by the holders were performed for the 25 selected households from each sampled E.A. using measuring tapes and compasses. All fields under major temporary crops of each holder of the fifteen randomly selected households of the 25 sample households were classified by crop type and a crop field was randomly selected from each crop type for crop cutting to be performed. The crop cutting procedure consists of demarcation of a four meter by four meter plot randomly located in the selected field where the crop in the demarcated plot is to be harvested.

Following the enumerator's harvest of the crop demarcated and threshing, the crop is kept in bags with identification information (i.e. holder's number, parcel and field numbers). The crop stored in the bag is weighed immediately (green weight) after threshing and weighed again after two weeks of drying to simulate normal holder harvesting and drying practices. Both the green and dry weights are recorded on the respective forms.

2.8. DATA PROCESSING

a) Editing Coding and Verification

Statistical data editing plays an important role in ensuring the quality of the collected survey data. It minimizes the effects of errors introduced while collecting data in the field, hence the need for data editing, coding and verification. Although coding and editing are done by the enumerators and supervisors in the field, respectively, verification of this task is done at the Head Office. An editing, coding and verification instruction manual was prepared and reproduced for this purpose. Then 55 editors-coders and verifiers were trained for two days in editing, coding and verification using the aforementioned manual as a reference and teaching aid. The completed questionnaires were edited, coded and later verified on a 100 % basis before the questionnaires were passed over to the data entry unit. The editing, coding and verification exercise of all questionnaires took 25 days.

b) Data Entry, Cleaning and Tabulation

Before data entry, the Natural Resources and Agricultural Statistics Department prepared edit specification for the survey for use on personal computers for data consistency checking purposes. The data on the edited and coded questionnaires were then entered into personal computers. The data were then checked and cleaned using the edit specifications prepared earlier for this purpose. The data entry operation involved about 80 data encoders and it took 60 days to finish the job. Finally, summarization of the data was done on personal computers to produce statistical tables as per the tabulation plan.

2.9. CONCEPTS AND DEFINITIONS

Data items of agriculture have to be distinctly defined and identified, so that the information about the items becomes useful. The correct way of stating data items and related terms is a prerequisite for making standards and definitions for the collection and compilation of agricultural data. The purpose of using standard concepts and definitions is not only to provide quality data but also to ensure that the right items are enumerated and measured accurately to reflect the agricultural situation.

Standard concepts and definitions used in the survey help to maintain consistent enumeration and measurement of variables of interest. To achieve this, CSA communicates concepts and definitions to the field staff through training and instruction manuals. The concepts and definitions used in the survey included the following.

Enumeration Area (E.A): an enumeration area in the rural parts of the country is a locality that is, in most of the cases less than, and only in some cases equal to a farmers' association in geographical area and usually consists of 150-200 households.

Household: a household may be either:

a) a one person household, that is a person who makes provisions for his own living with out combining with any other person to form part of a multi- person household or

b) a multi-person household, that is, a group of two or more persons who live together and make common provisions for food and other essentials of living. The persons in the group may pool their incomes and have a common budget to a greater or lesser extent. They may be related or unrelated persons or a combination of both. These persons are taken as members of the household.

Agriculture: - The growing of crops and/or raising of animals for own consumption and /or sale.

Agricultural Household: - a household is considered an agricultural household when at least one member of the household is engaged in growing crops and/or raising livestock in private or in combination with others.

Holding: - a holding is all the land and /or livestock kept, which is used wholly or partly for agricultural production and is operated as one legal entity by one person alone, or with others with out regard to management, organization, size or location.

Holder: - a holder is a person who exercises management control over the operation of the agricultural holding and makes the major decision regarding the utilization of the available resources. He/she has primary technical and economic responsibility for the holding. He/she may operate the holding directly as an owner or a manager. Under conditions of traditional agricultural holding the holder may be regarded as the person, who with or with out the help of others, operates land and/or raises livestock in his/her own right, i.e. the person who decides on which, where, when, and how to grow crops or raise livestock or both and has the right to determine the utilization of the products.

Parcel: - a parcel of holding is any piece of land entirely surrounded by land and/or water and/or road and/or forest etc., which is not part of the holding. It may consist of one or more cadastral units, plots or fields adjacent to each other.

Field: - a field is defined as any plot of land which is a parcel or part of a parcel under the same or mixed crops or any other form of land use (private holding).

Crop: includes cereals, pulses, oilseeds, vegetables, root crops, fruits, coffee, Enset, Chat, hops, sugarcane, cotton, tobacco, etc produced for food, making drinks, stimulation and making fabrics or clothing.

Crop production: - the process of growing and harvesting of the above crops for own consumption and/or sale.

Temporary/Annual Crops: - Annual/temporary crops are crops, which are grown in less than a year's time, sometimes only a few months with an objective to sow or replant again for additional production following the current harvest. Continuously grown crops planted in rotation are also considered as temporary crops since each is harvested and destroyed by ploughing in preparation for each successive crop.

Permanent (Perennial) Crops: - Crops, which are grown and occupy land for a long period of time, not requiring replanting for several years after each harvest, are considered as permanent crops. All fruit trees (i.e. oranges, mandarin, bananas, etc) and trees for beverages (i.e. coffee, tea, hops (Gesho), etc) are considered permanent crops but meadows and pastures are excluded.

Meher (Main) Season Crop: - any temporary crop harvested between the months of Meskerm (September) and Yekatit (February) is considered as meher season crop.

Belg Season Crop: - any temporary crop harvested between the months of Megabit (March) and Nehase (August) is considered to be Belg Season Crop.

PART III

SUMMARY OF SURVEY RESULTS

3.1 AREA & PRODUCTION

By and large, agriculture in Ethiopia is subsistence. This is particularly true to the major food crops grown in the country and covered in the survey. The major food crops are produced in almost all regions of the country in spite of the variation in volume of production across the regions. The variation may be attributed to the extent of area devoted to each crop type, weather change and a shift in preference for the crops grown.

The food crops on which data is collected are the ones that are commonly grown by the majority of peasant holders. In the statistical tables these crops have been categorized into eight groups for simplicity of description and comparison purposes. The groups are cereals, pulses, oilseeds, vegetables, root crops, fruit crops, stimulant crops and sugar cane. Stimulant crops consist of Chat, coffee and hops.

3.1.1 Cereals: - these are the major food crops both in terms of the area they are planted to and volume of production obtained. They are produced in larger volume compared with other crops because they are the principal staple crops. Cereals are grown in all the regions with varying quantity as shown in the survey results. Data on the yields of six cereal crops (teff, barley, wheat, maize, sorghum and finger millet) with extension package have been collected to draw an analogy with similar crops that are without extension package. The data in Table 1 well underpin this finding of the survey.

Out of the total grain crop area, 79.46% (8.1million hectares) was under cereals. Teff, maize, sorghum and wheat took up 22.08% (2.2 million hectares), 15.00% (1.5 million hectares), 14.43% (nearly 1.5 million hectares) and 14.35% (nearly 1.5 million hectares) of the grain crop area, respectively. As to production, the tables paint similar

picture as that of the area. Cereals contributed 86.86% (more than 116.2 million quintals) of the grain production. Maize, wheat, Teff and sorghum made up 24.93% (33.4 million quintals), 16.58% (22.2million quintals), 16.26% (21.8 million quintals) and 16.24% (21.7 million quintals) of the grain production in the same order.

Note *The estimates for Gambela are that of the forecast for 2002/03 for the same region and agricultural survey has not been conducted in Gambela since then.*

Table 1 - Area, Production and Yield of Crops for Private Peasant Holdings
for Meher Season 2005/2006 (1998 E.C)

| Ethiopia | | | | | | |
|--------------------|-------------------|-----------------|-----------------------|-----------------------|-------------------------------|-------------------------|
| Crop | Number of holders | Area in hectare | Production in quintal | Average yield (qt/ha) | Non - extension Yield (qt/ha) | Extension Yield (qt/ha) |
| Grain | 10,959,023 | 10,170,911.43 | 133,821,275.15 | | | |
| <u>Cereals</u> | 10,610,876 | 8,081,400.75 | 116,242,707.10 | | | |
| Teff | 5,177,125 | 2,246,016.59 | 21,755,976.79 | 9.69 | 9.41 | 10.88 |
| Barley | 3,784,238 | 997,867.91 | 12,706,797.96 | 12.73 | 12.36 | 18.09 |
| Wheat | 4,109,464 | 1,459,540.33 | 22,190,753.88 | 15.20 | 14.32 | 18.99 |
| Maize | 6,846,410 | 1,526,124.75 | 33,367,951.92 | 21.87 | 19.33 | 28.85 |
| Sorghum | 4,161,526 | 1,468,070.37 | 21,735,986.82 | 14.81 | 14.65 | 18.56 |
| Finger millet | 1,232,912 | 333,029.19 | 3,970,016.91 | 11.92 | 12.01 | 15.34 |
| Oats / 'Aja' | 341,612 | 44,401.47 | 401,633.70 | 9.05 | | |
| Rice | 22,496 | 6,241.16 | 112,443.11 | 18.02 | | |
| <u>Pulses</u> | 5,878,705 | 1,292,170.45 | 12,712,468.68 | | | |
| Faba beans | 3,271,878 | 456,919.00 | 5,127,970.06 | 11.22 | | |
| Field peas | 1,477,302 | 233,087.24 | 1,822,675.89 | 7.82 | | |
| Haricot beans | 1,730,256 | 163,687.60 | 1,384,215.84 | 8.46 | | |
| Chick-peas | 832,623 | 201,009.53 | 2,105,851.43 | 10.48 | | |
| Lentils | 648,995 | 84,895.43 | 576,032.60 | 6.79 | | |
| Grass peas | 586,787 | 123,463.75 | 1,459,447.67 | 11.82 | | |
| Soya beans | 29,923 | 3,326.52 | 38,118.89 | 11.46 | | |
| Fenugreek | 340,860 | 11,844.65 | 74,838.63 | 6.32 | | |
| Gibto | 88,358 | 13,935.74 | 123,317.66 | 8.85 | | |
| <u>Oilseeds</u> | 3,032,377 | 797,341.24 | 4,866,099.38 | | | |
| Neug | 1,026,396 | 306,877.40 | 1,471,286.02 | 4.79 | | |
| Linseed | 1,165,022 | 215,106.81 | 1,259,071.89 | 5.85 | | |
| Groundnuts | 208,203 | 35,468.34 | 341,501.19 | 9.65 | | |
| Safflower | 170,349 | 8,867.49 | 59,571.93 | 6.72 | | |
| Sesame | 601,229 | 205,152.68 | 1,488,610.16 | 7.26 | | |
| Rape seed | 487,561 | 25,000.52 | 243,512.20 | 9.74 | | |
| <u>Vegetables</u> | 4,555,959 | 117,650.09 | 4,501,995.52 | | | |
| Lettuce | 32,207 | 267.86 | 19,348.89 | 72.24 | | |
| Head cabbage | 198,351 | 1,653.37 | 128,823.47 | 77.92 | | |
| Ethiopian cabbage | 2,403,950 | 23,019.49 | 1,808,432.73 | 78.64 | | |
| Tomatoes | 140,085 | 4,788.27 | 354,073.04 | 74.13 | | |
| Green peppers | 823,375 | 6,257.85 | 401,034.41 | 64.20 | | |
| Red peppers | 1,746,710 | 81,544.31 | 1,790,282.97 | 21.96 | | |
| Swiss chard | 58,302 | 116.94 | * | * | | |
| <u>Root crops</u> | 4,478,415 | 169,343.21 | 13,374,683.83 | | | |
| Beetroot | 250,996 | 1,506.35 | 162,911.11 | 108.15 | | |
| Carrot | 134,358 | 1,071.19 | 68,815.05 | 64.24 | | |
| Onion | 711,292 | 16,578.72 | 1,759,192.55 | 106.11 | | |
| Potatoes | 1,104,431 | 61,812.05 | 4,499,957.70 | 72.80 | | |
| Garlic | 1,743,868 | 12,481.22 | 1,071,719.01 | 85.87 | | |
| Taro / 'Godere' | 856,667 | 25,552.98 | 1,724,127.55 | 68.50 | | |
| Sweet potatoes | 1,141,024 | 50,312.70 | 4,087,960.87 | 81.40 | | |
| <u>Fruit crops</u> | 2,285,289 | 45,042.69 | 4,283,011.83 | | | |
| Avocados | 530,415 | 3,596.20 | 283,476.83 | 78.98 | | |
| Bananas | 1,425,197 | 28,102.49 | 2,114,498.71 | 75.74 | | |
| Guavas | 188,935 | 802.44 | 14,293.91 | 17.81 | | |
| Lemons | 152,363 | 569.44 | 41,950.29 | 74.19 | | |
| Mangoes | 463,868 | 5,400.31 | 547,291.24 | 104.06 | | |
| Oranges | 350,200 | 2,760.72 | 506,573.48 | 184.36 | | |
| Papayas | 488,261 | 2,894.51 | 710,925.44 | 249.93 | | |
| Pineapples | 21,777 | * | * | * | | |
| Chat | 1,877,748 | 136,189.22 | 1,196,603.45 | 8.79 | | |
| Coffee | 2,699,477 | 261,175.22 | 1,716,310.54 | 6.63 | | |
| Hops | 1,513,284 | 22,891.08 | 227,801.54 | 9.95 | | |
| Sugar cane | 858,546 | 18,857.12 | 16,050,251.75 | 855.51 | | |

Fig. 2 Area Under Crops, 2005/06 (1998 E.C)

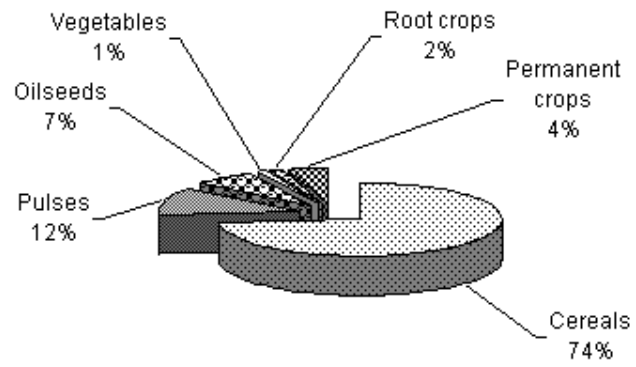
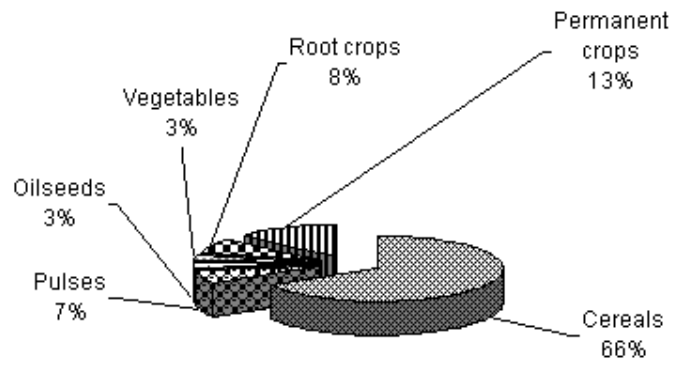


Fig. 3 Production of Crops, 2005/06 (1998 E.C)



3.1.2 Pulses: - The survey results show that the private peasant holders grow various crops for own consumption and/ or economic benefits. Pulses are also among the various crops produced in all the regions of the country after cereals. Pulses are grown in different volumes across the country as indicated in Table 1.

Pulses grown in 2005 / 06 (1998 E.C) covered 12.70% (nearly 1.3 million hectares) of the grain crop area and 9.50% (more than 12.7 million quintals) of the grain production was drawn from the same crops. Faba beans, field peas and chick-peas were planted to 4.49% (nearly 457 thousand hectares), 2.29% (233 thousand hectares) and 1.98% (201 thousand hectares) of the grain crop area. The production obtained from the same crops was 3.83% (5.1 million quintals), 1.36% (1.8 million) and 1.57% (2.1 million) of the grain production, in that order.

3.1.3 Oilseeds: - these are crops grown to flavour the food consumed at home and earn some cash for peasant holders in the country. Various oil crops are produced in all the regions with differing quantity as illustrated in the survey results. Table 1 underscores this point in detail.

Oilseeds added 7.84% (more than 797 thousand hectares) of the grain crop area and 3.64% (4.9 million quintals) of the production to the national grain total. Neug, linseed and sesame covered 3.02% (about 307 thousand hectares), 2.11% (more than 215 thousand hectares) and 2.02% (more than 205 thousand hectares) of the grain crop area and 1.10% (1.5 million quintals), 0.94% (1.3 million quintals) and 1.11% (1.5 million quintals) of the grain production.

3.1.4 Vegetables- holders living near to urban centres largely practice vegetable farming. Most vegetables are not commonly practiced by the rural private peasant holders, hence the small volume of production recorded as well evidenced by the survey results. Statistical Table 1 underlines this more in the report.

Vegetables took up 1.08% of the area under all crops at national level. Of all the area under vegetables 69.31% and 19.57% was under red peppers and Ethiopian Cabbage, respectively. As to production of vegetables, 39.77% and 40.17% was that of the same crops, in that order.

3.1.5 Root Crops - Some root crops like onion and garlic are indispensable to improve the taste and scent of the food we eat. Others like potatoes, sweet potatoes and taro/ Godere are among the list of major food crops that are consumed across the country. These and other economic importances prompt the peasant holders to grow many of the root crops as shown in the survey results. Table 1 substantiates this point in more details.

Root crops covered more than 1.55% of the area under all crops in the country. Potatoes, sweet potatoes and taro ('Godere') added 36.50%, 29.71% and 15.09% of the area to the root crop total. The same crops and onion contributed 33.65%, 30.56%, 12.89% and 13.15% to the root crop production total in the same order.

3.1.6 Fruit Crops – The survey results show that fruit crops grown by the private peasant holders cover only a small token area and production in the country. The number of holders practicing fruit farming is much less than that of grains or cereals as indicated in the tables.

More than 45 thousand hectares of land is under fruit crops in Ethiopia. Bananas contributed about 62.39% of the fruit crop area followed by mangoes that contributed 11.99% of the area. Nearly 4.3 million quintals of fruits was produced in the country. Bananas, Papayas, mangoes and oranges took up 49.37%, 16.60%, 12.78% and 11.83% of the fruit production, respectively, as shown in Table 1.

3.1.7 Stimulant crops – Farmers engaged in growing and producing stimulant crops such as coffee and Chat are greater in number than those growing fruits. The area and production of these crops are also larger than that of fruits since they earn a considerable amount of cash for the holders. Table 1 shows Chat and coffee shared 1.24% and 2.39% of the area under all crops in the country and 1.2 and 1.7 million quintals of produce was obtained from these crops in the same agricultural year respectively.

3.1.8 Sugar Cane- is grown in small areas in some parts of the country within the private peasant holdings. Its volume of production is also small. The survey data substantiates these points as shown in Table 1. About 19 thousand hectares of land was under sugar cane in the country, yielding 16.1 million quintals of produce by the peasant holders.

Table 2 - Estimate of Area and Production of Grain Crops for 2004/2005 (1997 E.C) and 2005/2006 (1998 E.C), Meher Season

| Region | Area in hectare | | | Production in quintal | | |
|-------------------|-------------------------|-------------------------|-------------|-------------------------|-------------------------|-------------|
| | 2004 / 05 (1997 E.C) | 2005 / 06 (1998 E.C) | % Change | 2004 / 05 (1997 E.C) | 2005 / 06 (1998 E.C) | % Change |
| TIGRAY | 674,551 | 708,350 | 5.01 | 6,316,303 | 8,587,980 | 35.97 |
| AFAR | 12,311 | 19,088 | 55.05 | 167,503 | 376,330 | 124.67 |
| AMHARA | 3,374,253 | 3,570,812 | 5.83 | 37,623,470 | 43,854,714 | 16.56 |
| OROMIA | 4,574,889 | 4,720,123 | 3.17 | 62,321,656 | 67,727,141 | 8.67 |
| SOMALI | 72,130 | 67,290 | -6.71 | 446,486 | 378,094 | -15.32 |
| BENISHANGUL-GUMUZ | 166,285 | 171,876 | 3.36 | 1,698,970 | 2,085,802 | 22.77 |
| S.N.N.P.R. | 913,209 | 876,693 | -4.00 | 10,271,639 | 10,359,040 | 0.85 |
| GAMBELA | - | 9,890 | - | - | 171,067 | - |
| HARARI | 7,594 | 8,807 | 15.98 | 45,689 | 78,154 | 71.06 |
| ADDIS ABABA | 8,211 | 10,094 | 22.93 | 126,179 | 124,037 | -1.70 |
| DIRE DAWA | 7,638 | 7,888 | 3.28 | 50,206 | 78,917 | 57.19 |
| ALL | 9,838,763 | 10,170,911 | 3.38 | 119,343,715 | 133,821,275 | 12.13 |

Fig.1 - Area and Production of Grain Crops by Region, 2005/06 (1998 E.C)

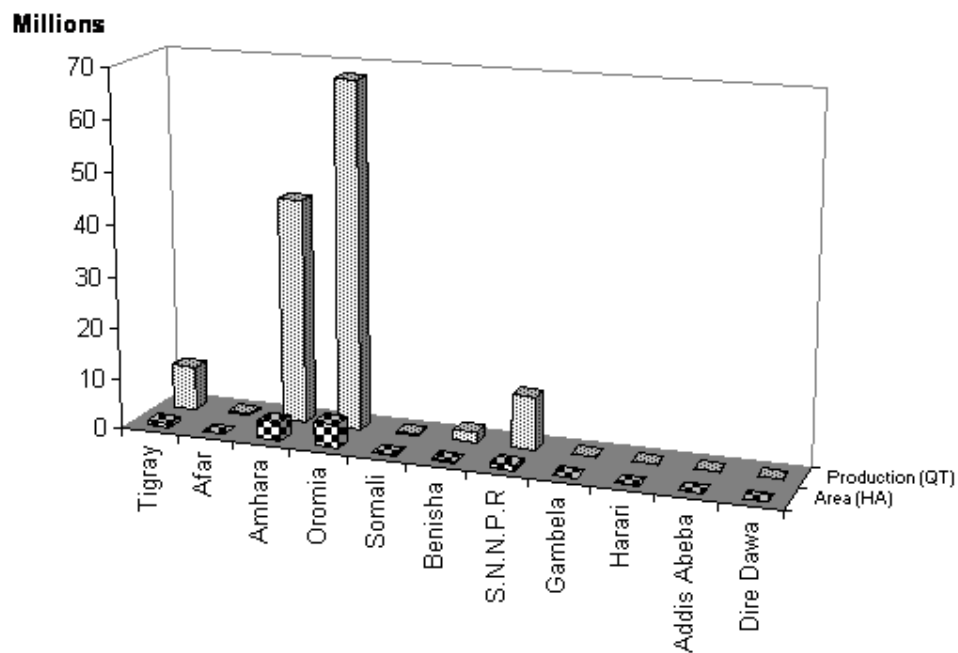


Table 3 - Estimate of Area, Production and Yield of Crops for
2004/2005 (1997 E.C) and 2005/2006 (1998 E.C), Meher Season

Ethiopia

| Crop | Area in hectare | | | Production in quintal | | | Yield (quintal / hectare) | | |
|--------------------|-------------------------|-------------------------|-------------|------------------------|------------------------|-------------|---------------------------|------------------------|-------------|
| | 2004 / 05 (1997 E.C) | 2005 / 06 (1998 E.C) | % Change | 2004 / 05 (1997E.C) | 2005 / 06 (1998E.C) | % Change | 2004 / 05 (1997 E.C) | 2005 / 06 (1998E.C) | % Change |
| Grain crops | 9,811,070 | 10,170,911 | 3.67 | 119,068,102 | 133,821,275 | 12.39 | | | |
| Cereals | 7,637,524 | 8,081,401 | 5.81 | 100,308,355 | 116,242,707 | 15.89 | | | |
| Teff | 2,135,553 | 2,246,017 | 5.17 | 20,255,214 | 21,755,977 | 7.41 | 9.48 | 9.69 | 2.22 |
| Barley | 1,095,436 | 997,868 | -8.91 | 13,280,520 | 12,706,798 | -4.32 | 12.12 | 12.73 | 5.03 |
| Wheat | 1,398,215 | 1,459,540 | 4.39 | 21,766,030 | 22,190,754 | 1.95 | 15.57 | 15.20 | -2.38 |
| Maize | 1,392,916 | 1,526,125 | 9.56 | 23,941,622 | 33,367,952 | 39.37 | 17.19 | 21.87 | 27.23 |
| Sorghum | 1,253,620 | 1,468,070 | 17.11 | 17,159,543 | 21,735,987 | 26.67 | 13.69 | 14.81 | 8.18 |
| Finger millet | 312,931 | 333,029 | 6.42 | 3,328,038 | 3,970,017 | 19.29 | 10.64 | 11.92 | 12.03 |
| Oats / 'Aja' | 45,131 | 44,401 | -1.62 | 566,754 | 401,634 | -29.13 | 12.56 | 9.05 | -27.95 |
| Rice | * | 6,241 | * | * | 112,443 | * | * | 18.02 | * |
| Pulses | 1,349,116 | 1,292,170 | -4.22 | 13,495,792 | 12,712,469 | -5.80 | | | |
| Faba beans | 463,174 | 456,919 | -1.35 | 5,519,838 | 5,127,970 | -7.10 | 11.92 | 11.22 | -5.87 |
| Field peas | 254,365 | 233,087 | -8.37 | 2,283,354 | 1,822,676 | -20.18 | 8.98 | 7.82 | -12.92 |
| Haricot beans | 245,597 | 163,688 | -33.35 | 2,113,471 | 1,384,216 | -34.51 | 8.61 | 8.46 | -1.74 |
| Chick-peas | 167,569 | 201,010 | 19.96 | 1,615,951 | 2,105,851 | 30.32 | 9.64 | 10.48 | 8.71 |
| Lentils | 76,642 | 84,895 | 10.77 | 545,550 | 576,033 | 5.59 | 7.12 | 6.79 | -4.63 |
| Grass peas | 112,425 | 123,464 | 9.82 | 1,250,284 | 1,459,448 | 16.73 | 11.12 | 11.82 | 6.29 |
| Soya beans | 2,606 | 3,327 | 27.65 | 8,335 | 38,119 | 357.34 | 3.20 | 11.46 | 258.13 |
| Fenugreek | 16,325 | 11,845 | -27.44 | 115,803 | 74,839 | -35.37 | 7.09 | 6.32 | -10.86 |
| Gibto | 10,413 | 13,936 | 33.83 | 43,205 | 123,318 | 185.42 | 4.15 | 8.85 | 113.25 |
| Oilseeds | 824,430 | 797,341 | -3.29 | 5,263,955 | 4,866,099 | -7.56 | | | |
| Neug | 358,828 | 306,877 | -14.48 | 1,872,135 | 1,471,286 | -21.41 | 5.22 | 4.79 | -8.24 |
| Linseed | 250,702 | 215,107 | -14.20 | 1,518,640 | 1,259,072 | -17.09 | 6.06 | 5.85 | -3.47 |
| Groundnuts | 27,084 | 35,468 | 30.96 | 290,532 | 341,501 | 17.54 | 10.73 | 9.65 | -10.07 |
| Safflower | 9,715 | 8,867 | -8.72 | 70,392 | 59,572 | -15.37 | 7.25 | 6.72 | -7.31 |
| Sesame | 136,220 | 205,153 | 50.60 | 1,153,882 | 1,488,610 | 29.01 | 8.47 | 7.26 | -14.29 |
| Rape seed | 41,881 | 25,001 | -40.31 | 358,375 | 243,512 | -32.05 | 8.56 | 9.74 | 13.79 |
| Vegetables | 94,334 | 117,650 | 24.72 | 4,320,041 | 4,501,996 | 4.21 | | | |
| Lettuce | 235 | 268 | 13.98 | * | 19,349 | * | * | 72.24 | * |
| Head cabbage | 2,120 | 1,653 | -22.01 | 152,082 | 128,823 | -15.29 | 71.73 | 77.92 | 8.63 |
| Eth. Cabbage | 27,143 | 23,019 | -15.19 | 2,624,554 | 1,808,433 | -31.10 | 96.69 | 78.64 | -18.67 |
| Tomatoes | 2,919 | 4,788 | 64.04 | 361,549 | 354,073 | -2.07 | 123.85 | 74.13 | -40.15 |
| Green peppers | 4,783 | 6,258 | 30.84 | 442,729 | 401,034 | -9.42 | 92.56 | 64.20 | -30.64 |
| Red peppers | 56,991 | 81,544 | 43.08 | 724,655 | 1,790,283 | 147.05 | 12.72 | 21.96 | 72.64 |
| Swiss chard | 142 | 117 | -17.65 | 6,801 | * | * | 47.77 | * | * |
| Root crops | 156,205 | 169,343 | 8.41 | 16,152,041 | 13,374,684 | -17.20 | | | |
| Beetroot | 1,486 | 1,506 | 1.37 | 164,801 | 162,911 | -1.15 | 110.91 | 108.15 | -2.49 |
| Carrot | 1,741 | 1,071 | -38.47 | 178,954 | 68,815 | -61.55 | 102.79 | 64.24 | -37.50 |
| Onion | 17,980 | 16,579 | -7.79 | 2,296,776 | 1,759,193 | -23.41 | 127.74 | 106.11 | -16.93 |
| Potatoes | 51,698 | 61,812 | 19.56 | 5,097,155 | 4,499,958 | -11.72 | 98.60 | 72.80 | -26.17 |
| Garlic | 13,657 | 12,481 | -8.61 | 1,967,414 | 1,071,719 | -45.53 | 144.06 | 85.87 | -40.39 |
| Taro / 'Godere' | 24,169 | 25,553 | 5.73 | 1,926,110 | 1,724,128 | -10.49 | 79.69 | 68.50 | -14.04 |
| Sweet potatoes | 45,474 | 50,313 | 10.64 | 4,520,833 | 4,087,961 | -9.58 | 99.42 | 81.40 | -18.13 |
| Fruit crops | 46,464 | 45,043 | -3.06 | 2,634,023 | 4,283,012 | 62.60 | | | |
| Avocados | 3,248 | 3,596 | 10.72 | 167,398 | 283,477 | 69.34 | 51.54 | 78.98 | 53.24 |
| Bananas | 28,695 | 28,102 | -2.06 | 1,818,293 | 2,114,499 | 16.29 | 63.37 | 75.74 | 19.52 |
| Guavas | 1,055 | 802 | -23.94 | 11,762 | 14,294 | 21.53 | 11.15 | 17.81 | 59.73 |
| Lemons | 851 | 569 | -33.09 | 10,087 | 41,950 | 315.88 | 11.85 | 74.19 | 526.08 |
| Mangoes | 5,814 | 5,400 | -7.12 | 301,715 | 547,291 | 81.39 | 51.89 | 104.06 | 100.54 |
| Oranges | 3,098 | 2,761 | -10.89 | 173,748 | 506,573 | 191.56 | 56.08 | 184.36 | 228.74 |
| Papayas | 2,714 | 2,895 | 6.65 | 150,878 | 710,925 | 371.19 | 55.58 | 249.93 | 349.68 |
| Pineapples | * | * | * | * | * | * | * | * | * |
| Chat | 120,304 | 136,189 | 13.20 | 975,207 | 1,196,603 | 22.70 | 8.11 | 8.79 | 8.38 |
| Coffee | 260,201 | 261,175 | 0.37 | 1,561,707 | 1,716,311 | 9.90 | 6.00 | 6.63 | 10.50 |
| Hops | 21,943 | 22,891 | 4.32 | 260,495 | 227,802 | -12.55 | 11.87 | 9.95 | -16.18 |
| Sugar cane | 18,601 | 18,857 | 1.38 | 1,274,281 | 16,050,252 | 1159.55 | 68.51 | 855.51 | 1148.74 |

Table 4 - Area, Production and Yield of Crops for Private Peasant Holdings
for Meher Season 2005/2006 (1998 E.C)

| Tigray | | | | | | |
|--------------------|-------------------|-----------------|-----------------------|-------------------------|---------------------------------|---------------------------|
| Crop | Number of holders | Area in hectare | Production in quintal | Average yield (qt / ha) | Non - extension yield (qt / ha) | Extension yield (qt / ha) |
| Grain | 719,770 | 708,350.16 | 8,587,979.61 | | | |
| <u>Cereals</u> | 713,853 | 585,847.06 | 7,568,135.30 | | | |
| Teff | 430,239 | 138,346.23 | 1,244,212.56 | 8.99 | 7.92 | 11.76 |
| Barley | 353,478 | 79,107.68 | 877,473.33 | 11.09 | 10.53 | 15.01 |
| Wheat | 295,435 | 76,775.57 | 1,006,984.81 | 13.12 | 11.81 | 15.83 |
| Maize | 428,015 | 46,192.02 | 803,328.81 | 17.39 | 17.15 | 23.38 |
| Sorghum | 392,418 | 184,010.83 | 2,934,832.63 | 15.95 | 15.69 | 17.36 |
| Finger millet | 254,189 | 60,736.95 | 695,630.27 | 11.45 | 10.80 | 12.88 |
| Oats / 'Aja' | 3,603 | 677.77 | 5,672.89 | 8.37 | | |
| Rice | * | * | * | * | | |
| <u>Pulses</u> | 300,035 | 46,337.50 | 434,530.97 | | | |
| Faba beans | 176,301 | 14,615.78 | 173,610.66 | 11.88 | | |
| Field peas | 48,511 | 5,239.86 | 49,484.09 | 9.44 | | |
| Haricot beans | 19,526 | 3,308.21 | 15,077.35 | 4.56 | | |
| Chick-peas | 51,827 | 11,701.51 | 96,647.68 | 8.26 | | |
| Lentils | 35,385 | 4,060.29 | 29,290.84 | 7.21 | | |
| Grass peas | 35,594 | 6,974.79 | 68,497.02 | 9.82 | | |
| Soya beans | 907 | 21.36 | 200.76 | 9.40 | | |
| Fenugreek | 15,783 | 415.69 | 1,722.57 | 4.14 | | |
| Gibto | * | * | * | * | | |
| <u>Oilseeds</u> | 205,735 | 76,165.60 | 585,313.34 | | | |
| Neug | 44,128 | 6,490.83 | 44,567.94 | 6.87 | | |
| Linseed | 78,632 | 9,189.63 | 47,649.77 | 5.19 | | |
| Groundnuts | 962 | 16.03 | 110.14 | 6.87 | | |
| Safflower | 7,140 | 306.89 | 831.93 | 2.71 | | |
| Sesame | 104,680 | 60,148.25 | 492,153.56 | 8.18 | | |
| Rape seed | 2,465 | 13.98 | * | * | | |
| <u>Vegetables</u> | 179,504 | 2,089.03 | 60,891.17 | | | |
| Lettuce | 4,243 | 34.11 | 849.93 | 24.92 | | |
| Head cabbage | 6,115 | 30.40 | 920.24 | 30.27 | | |
| Ethiopian cabbage | 1,159 | 11.85 | 48.77 | 4.12 | | |
| Tomatoes | 23,316 | 430.68 | 23,471.24 | 54.50 | | |
| Green peppers | 44,203 | 353.73 | 21,158.11 | 59.81 | | |
| Red peppers | 119,700 | 1,205.38 | 14,442.89 | 11.98 | | |
| Swiss chard | 8,070 | 22.87 | * | * | | |
| <u>Root crops</u> | 95,959 | 1,647.91 | 184,747.65 | | | |
| Beetroot | 1,458 | 1.41 | 5.35 | 3.79 | | |
| Carrot | 5,523 | 110.06 | 10,326.21 | 93.82 | | |
| Onion | 40,255 | 590.01 | 59,493.96 | 100.84 | | |
| Potatoes | 17,339 | 402.78 | 42,402.87 | 105.28 | | |
| Garlic | 56,506 | 538.30 | 72,441.47 | 134.57 | | |
| Taro / 'Godere' | * | * | * | * | | |
| Sweet potatoes | 1,443 | 5.35 | 77.79 | 14.54 | | |
| <u>Fruit crops</u> | 22,142 | 190.66 | 2,607.03 | | | |
| Avocados | 800 | 2.18 | * | * | | |
| Bananas | 2,844 | 22.97 | 74.23 | 3.23 | | |
| Guavas | 7,463 | 62.49 | 265.70 | 4.25 | | |
| Lemons | 7,804 | 29.66 | 1,217.08 | 41.03 | | |
| Mangoes | 802 | 4.35 | * | * | | |
| Oranges | 5,683 | 24.04 | 376.91 | 15.68 | | |
| Papayas | 8,485 | 44.97 | 673.11 | 14.97 | | |
| Pineapples | * | * | * | * | | |
| Chat | 3,432 | 296.71 | * | * | | |
| Coffee | 4,676 | 29.31 | * | * | | |
| Hops | 84,343 | 1,117.89 | 18,304.59 | 16.37 | | |
| Sugar cane | 637 | 1.94 | * | * | | |

Table 4.1. - Area, Production and Yield of Crops for Private Peasant Holdings
for Meher Season 2005/2006 (1998 E.C)

North West Tigray

| Crop | Number of holders | Area in hectare | Production in quintal | Average yield (qt / ha) | Non - extension yield (qt / ha) | Extension yield (qt / ha) |
|--------------------|-------------------|-----------------|-----------------------|-------------------------|---------------------------------|---------------------------|
| Grain | 129,365 | 167,244.39 | 2,084,631.63 | | | |
| <u>Cereals</u> | 129,104 | 142,960.86 | 1,904,113.02 | | | |
| Teff | 83,326 | 31,962.65 | 294,254.54 | 9.21 | 7.49 | 11.87 |
| Barley | 9,806 | 587.58 | 5,000.41 | 8.51 | 6.27 | 12.50 |
| Wheat | 588 | 14.45 | 156.87 | 10.86 | 10.83 | - |
| Maize | 109,493 | 17,063.93 | 320,066.85 | 18.76 | 18.96 | 23.61 |
| Sorghum | 100,309 | 58,735.34 | 895,585.42 | 15.25 | 14.90 | 16.49 |
| Finger millet | 99,218 | 34,578.52 | 389,048.93 | 11.25 | 10.09 | 12.57 |
| Oats / 'Aja' | 134 | 18.39 | * | * | | |
| Rice | * | * | * | * | | |
| <u>Pulses</u> | 43,640 | 6,423.95 | 55,020.63 | | | |
| Faba beans | 18,934 | 1,372.67 | 14,435.60 | 10.52 | | |
| Field peas | 4,544 | 629.80 | 5,074.84 | 8.06 | | |
| Haricot beans | 5,272 | 561.82 | 2,896.11 | 5.15 | | |
| Chick-peas | 19,868 | 3,730.46 | 32,017.57 | 8.58 | | |
| Lentils | 776 | 22.65 | 58.69 | 2.59 | | |
| Grass peas | 618 | 28.09 | 337.06 | 12.00 | | |
| Soya beans | 636 | 21.36 | 200.76 | 9.40 | | |
| Fenugreek | 863 | 57.11 | * | * | | |
| Gibto | * | * | * | * | | |
| <u>Oilseeds</u> | 64,838 | 17,859.58 | 125,497.98 | | | |
| Neug | 22,039 | 3,002.22 | 20,844.36 | 6.94 | | |
| Linseed | 13,537 | 1,052.99 | 5,136.55 | 4.88 | | |
| Groundnuts | 715 | 8.25 | 57.73 | 7.00 | | |
| Safflower | * | * | * | * | | |
| Sesame | 39,618 | 13,787.28 | 99,459.35 | 7.21 | | |
| Rape seed | 424 | 8.83 | * | * | | |
| <u>Vegetables</u> | 86,237 | 788.66 | 8,382.21 | | | |
| Lettuce | 497 | 1.46 | * | * | | |
| Head cabbage | 268 | 0.59 | * | * | | |
| Ethiopian cabbage | * | * | * | * | | |
| Tomatoes | 2,485 | 34.57 | 518.53 | 15.00 | | |
| Green peppers | 7,086 | 36.35 | * | * | | |
| Red peppers | 78,956 | 714.87 | 7,863.68 | 11.00 | | |
| Swiss chard | 228 | 0.81 | * | * | | |
| <u>Root crops</u> | 7,494 | 168.38 | 8,071.89 | | | |
| Beetroot | 268 | 0.18 | 5.35 | 29.72 | | |
| Carrot | 480 | 4.24 | * | * | | |
| Onion | 5,413 | 130.04 | 5,695.81 | 43.80 | | |
| Potatoes | 191 | 7.50 | * | * | | |
| Garlic | 1,793 | 25.27 | 2,370.74 | 93.82 | | |
| Taro / 'Godere' | * | * | * | * | | |
| Sweet potatoes | 221 | 1.15 | * | * | | |
| <u>Fruit crops</u> | 4,623 | 48.97 | 1,380.50 | | | |
| Avocados | * | * | * | * | | |
| Bananas | 1,130 | 4.47 | 74.23 | 16.61 | | |
| Guavas | 873 | 6.04 | * | * | | |
| Lemons | 2,751 | 19.51 | 1,059.55 | 54.31 | | |
| Mangoes | * | * | * | * | | |
| Oranges | 825 | 1.81 | * | * | | |
| Papayas | 2,117 | 17.13 | 246.72 | 14.40 | | |
| Pineapples | * | * | * | * | | |
| Chat | * | * | * | * | | |
| Coffee | 418 | 9.19 | * | * | | |
| Hops | 10,569 | 133.36 | 2,507.13 | 18.80 | | |
| Sugar cane | * | * | * | * | | |

Table 4.2 - Area, Production and Yield of Crops for Private Peasant Holdings
for Meher Season 2005/2006 (1998 E.C)

Central Tigray

| Crop | Number of holders | Area in hectare | Production in quintal | Average yield (qt / ha) | Non - extension yield (qt / ha) | Extension yield (qt / ha) |
|--------------------|-------------------|-----------------|-----------------------|-------------------------|---------------------------------|---------------------------|
| Grain | 211,384 | 154,123.97 | 1,794,755.28 | | | |
| <u>Cereals</u> | 211,384 | 141,193.46 | 1,678,349.05 | | | |
| Teff | 169,093 | 47,224.71 | 410,927.99 | 8.70 | 7.38 | 11.20 |
| Barley | 107,185 | 12,527.34 | 127,043.31 | 10.14 | 9.35 | 13.49 |
| Wheat | 71,720 | 10,967.72 | 131,733.04 | 12.01 | 11.64 | 12.63 |
| Maize | 149,651 | 14,939.73 | 252,288.45 | 16.89 | 16.33 | 21.53 |
| Sorghum | 124,223 | 43,061.79 | 641,578.76 | 14.90 | 14.24 | 19.30 |
| Finger millet | 90,043 | 12,472.16 | 114,777.50 | 9.20 | 8.63 | 12.95 |
| Oats / 'Aja' | * | * | * | * | | |
| Rice | * | * | * | * | | |
| <u>Pulses</u> | 91,210 | 10,000.36 | 97,899.82 | | | |
| Faba beans | 73,260 | 5,138.29 | 58,436.39 | 11.37 | | |
| Field peas | 8,742 | 556.15 | 5,229.61 | 9.40 | | |
| Haricot beans | 7,187 | 810.07 | 2,847.79 | 3.52 | | |
| Chick-peas | 5,431 | 808.06 | 7,627.49 | 9.44 | | |
| Lentils | 11,429 | 896.27 | 8,298.03 | 9.26 | | |
| Grass peas | 9,038 | 1,591.67 | 14,220.59 | 8.93 | | |
| Soya beans | 271 | * | * | * | | |
| Fenugreek | 6,056 | 199.86 | 1,239.93 | 6.20 | | |
| Gibto | * | * | * | * | | |
| <u>Oilseeds</u> | 30,013 | 2,930.15 | 18,506.41 | | | |
| Neug | 4,880 | 375.17 | 1,920.25 | 5.12 | | |
| Linseed | 18,322 | 1,537.09 | 8,223.26 | 5.35 | | |
| Groundnuts | 192 | 4.08 | 30.17 | 7.39 | | |
| Safflower | 663 | 1.65 | * | * | | |
| Sesame | 7,802 | 1,008.75 | 8,332.73 | 8.26 | | |
| Rape seed | 1,282 | 3.40 | * | * | | |
| <u>Vegetables</u> | 30,748 | 247.97 | 12,726.24 | | | |
| Lettuce | 1,488 | 5.62 | 573.97 | 102.13 | | |
| Head cabbage | 230 | 0.72 | 146.25 | 203.13 | | |
| Ethiopian cabbage | 734 | 8.69 | * | * | | |
| Tomatoes | 2,634 | 7.70 | 295.70 | 38.40 | | |
| Green peppers | 14,969 | 111.43 | 10,418.92 | 93.50 | | |
| Red peppers | 13,600 | 104.99 | 1,291.39 | 12.30 | | |
| Swiss chard | 2,253 | 8.82 | * | * | | |
| <u>Root crops</u> | 33,454 | 445.88 | 57,220.85 | | | |
| Beetroot | 666 | 0.64 | * | * | | |
| Carrot | 1,750 | 10.30 | 1,059.95 | 102.91 | | |
| Onion | 13,258 | 156.23 | 20,965.64 | 134.20 | | |
| Potatoes | 3,867 | 21.99 | 2,841.13 | 129.20 | | |
| Garlic | 25,977 | 254.29 | 32,320.06 | 127.10 | | |
| Taro / 'Godere' | * | * | * | * | | |
| Sweet potatoes | 774 | 2.43 | 34.07 | 14.02 | | |
| <u>Fruit crops</u> | 6,248 | 45.85 | * | * | | |
| Avocados | 582 | 1.79 | * | * | | |
| Bananas | 1,271 | 11.41 | * | * | | |
| Guavas | 1,229 | 4.70 | * | * | | |
| Lemons | 1,804 | 2.02 | * | * | | |
| Mangoes | * | * | * | * | | |
| Oranges | 1,743 | 6.71 | * | * | | |
| Papayas | 3,508 | 19.22 | * | * | | |
| Pineapples | * | * | * | * | | |
| Chat | 245 | 2.36 | * | * | | |
| Coffee | 1,555 | 2.53 | * | * | | |
| Hops | 23,761 | 545.58 | 8,020.03 | 14.70 | | |
| Sugar cane | 291 | 1.40 | * | * | | |

Table 4.3 - Area, Production and Yield of Crops for Private Peasant Holdings
for Meher Season 2005/2006 (1998 E.C)

East Tigray

| Crop | Number of holders | Area in hectare | Production in quintal | Average yield (qt / ha) | Non - extension yield (qt / ha) | Extension yield (qt / ha) |
|--------------------|-------------------|-----------------|-----------------------|-------------------------|---------------------------------|---------------------------|
| Grain | 113,169 | 68,357.31 | 779,931.37 | | | |
| <u>Cereals</u> | 112,577 | 59,264.14 | 707,199.48 | | | |
| Teff | 45,193 | 9,130.42 | 72,191.03 | 7.91 | 6.91 | 11.94 |
| Barley | 100,309 | 19,683.44 | 237,314.78 | 12.06 | 11.18 | 17.53 |
| Wheat | 84,244 | 16,855.09 | 202,347.88 | 12.01 | 10.48 | 16.44 |
| Maize | 53,941 | 5,524.27 | 89,033.16 | 16.12 | 15.00 | 27.70 |
| Sorghum | 28,467 | 4,627.13 | 68,128.05 | 14.72 | 14.44 | 21.75 |
| Finger millet | 24,637 | 3,155.90 | 36,075.86 | 11.43 | 11.27 | 14.40 |
| Oats / 'Aja' | 1,785 | 287.88 | 2,108.73 | 7.33 | | |
| Rice | * | * | * | * | | |
| <u>Pulses</u> | 57,529 | 7,200.21 | 64,350.50 | | | |
| Faba beans | 31,172 | 1,532.98 | 17,990.73 | 11.74 | | |
| Field peas | 15,252 | 897.30 | 8,647.78 | 9.64 | | |
| Haricot beans | 202 | 4.26 | * | * | | |
| Chick-peas | 5,847 | 1,189.21 | 8,687.13 | 7.30 | | |
| Lentils | 5,172 | 452.54 | 2,769.30 | 6.12 | | |
| Grass peas | 15,259 | 3,099.57 | 26,182.16 | 8.45 | | |
| Soya beans | * | * | * | * | | |
| Fenugreek | 2,671 | 24.35 | 73.40 | 3.01 | | |
| Gibto | * | * | * | * | | |
| <u>Oilseeds</u> | 19,791 | 1,892.96 | 8,381.39 | | | |
| Neug | 825 | 26.51 | 43.36 | 1.64 | | |
| Linseed | 18,026 | 1,845.19 | 8,305.38 | 4.50 | | |
| Groundnuts | * | * | * | * | | |
| Safflower | 1,032 | 19.52 | 32.65 | 1.67 | | |
| Sesame | * | * | * | * | | |
| Rape seed | 759 | 1.74 | * | * | | |
| <u>Vegetables</u> | 21,839 | 293.37 | 9,272.92 | | | |
| Lettuce | 1,714 | 3.47 | 266.89 | 76.91 | | |
| Head cabbage | 2,303 | 18.92 | 529.89 | 28.01 | | |
| Ethiopian cabbage | 188 | 0.73 | * | * | | |
| Tomatoes | 12,354 | 162.45 | 2,436.85 | 15.00 | | |
| Green peppers | 13,915 | 76.33 | 3,236.29 | 42.40 | | |
| Red peppers | 622 | 21.40 | 2,803.00 | 130.98 | | |
| Swiss chard | 3,368 | 10.07 | * | * | | |
| <u>Root crops</u> | 12,403 | 358.01 | 39,489.86 | | | |
| Beetroot | 413 | 0.30 | * | * | | |
| Carrot | 192 | 0.09 | 8.62 | 95.78 | | |
| Onion | 6,177 | 82.48 | 3,711.48 | 45.00 | | |
| Potatoes | 6,247 | 264.48 | 34,171.39 | 129.20 | | |
| Garlic | 2,392 | 10.66 | 1,598.37 | 149.94 | | |
| Taro / 'Godere' | * | * | * | * | | |
| Sweet potatoes | * | * | * | * | | |
| <u>Fruit crops</u> | 3,099 | 56.32 | 428.12 | | | |
| Avocados | 218 | 0.39 | * | * | | |
| Bananas | * | * | * | * | | |
| Guavas | 2,156 | 45.03 | 265.70 | 5.90 | | |
| Lemons | * | * | * | * | | |
| Mangoes | 415 | 3.08 | * | * | | |
| Oranges | 1,890 | 7.52 | 162.41 | 21.60 | | |
| Papayas | 218 | 0.30 | * | * | | |
| Pineapples | * | * | * | * | | |
| Chat | 703 | 4.23 | * | * | | |
| Coffee | 703 | 3.40 | * | * | | |
| Hops | 18,921 | 145.02 | 3,089.00 | 21.30 | | |
| Sugar cane | * | * | * | * | | |

Table 4.4 - Area, Production and Yield of Crops for Private Peasant Holdings
for Meher Season 2005/2006 (1998 E.C)

South Tigray

| Crop | Number of holders | Area in hectare | Production in quintal | Average yield (qt / ha) | Non - extension yield (qt / ha) | Extension yield (qt / ha) |
|--------------------|-------------------|-----------------|-----------------------|-------------------------|---------------------------------|---------------------------|
| Grain | 197,512 | 209,178.79 | 2,643,007.04 | | | |
| <u>Cereals</u> | 196,637 | 183,230.25 | 2,415,860.31 | | | |
| Teff | 105,879 | 40,211.47 | 363,349.19 | 9.04 | 8.71 | 11.80 |
| Barley | 130,758 | 45,199.89 | 494,197.52 | 10.93 | 10.57 | 15.70 |
| Wheat | 133,610 | 47,741.30 | 649,578.09 | 13.61 | 12.36 | 17.21 |
| Maize | 69,365 | 5,730.85 | 99,090.18 | 17.29 | 17.65 | 18.80 |
| Sorghum | 79,472 | 41,933.05 | 783,721.60 | 18.69 | 18.82 | 20.97 |
| Finger millet | 12,820 | 2,042.19 | 22,359.58 | 10.95 | 10.38 | 18.20 |
| Oats / 'Aja' | 1,685 | 371.50 | 3,564.16 | 9.59 | | |
| Rice | * | * | * | * | | |
| <u>Pulses</u> | 91,095 | 20,723.53 | 200,337.49 | | | |
| Faba beans | 40,734 | 5,699.70 | 71,830.05 | 12.60 | | |
| Field peas | 17,551 | 2,987.52 | 29,015.18 | 9.71 | | |
| Haricot beans | 6,119 | 1,889.85 | 8,822.01 | 4.67 | | |
| Chick-peas | 16,682 | 5,082.99 | 44,443.28 | 8.74 | | |
| Lentils | 17,572 | 2,673.64 | 18,060.52 | 6.76 | | |
| Grass peas | 10,679 | 2,255.46 | 27,757.21 | 12.31 | | |
| Soya beans | * | * | * | * | | |
| Fenugreek | 6,192 | 134.37 | 409.24 | 3.05 | | |
| Gibto | * | * | * | * | | |
| <u>Oilseeds</u> | 31,074 | 5,225.01 | 26,809.24 | | | |
| Neug | 2,228 | 122.76 | 1,991.66 | 16.22 | | |
| Linseed | 25,121 | 4,373.04 | 22,440.67 | 5.13 | | |
| Groundnuts | * | * | * | * | | |
| Safflower | 5,446 | 285.71 | 799.27 | 2.80 | | |
| Sesame | 2,420 | 443.49 | 1,577.64 | 3.56 | | |
| Rape seed | * | * | * | * | | |
| <u>Vegetables</u> | 22,023 | 367.53 | 14,843.64 | | | |
| Lettuce | 233 | 0.90 | * | * | | |
| Head cabbage | 3,315 | 10.17 | 244.10 | 24.00 | | |
| Ethiopian cabbage | 205 | 1.88 | * | * | | |
| Tomatoes | 5,344 | 106.53 | 6,700.51 | 62.90 | | |
| Green peppers | 6,739 | 113.51 | 7,502.89 | 66.10 | | |
| Red peppers | 9,280 | 132.04 | 396.13 | 3.00 | | |
| Swiss chard | 1,908 | 2.51 | * | * | | |
| <u>Root crops</u> | 36,729 | 644.30 | 76,340.68 | | | |
| Beetroot | * | * | * | * | | |
| Carrot | 3,101 | 95.44 | 9,257.64 | 97.00 | | |
| Onion | 14,868 | 219.40 | 28,961.43 | 132.00 | | |
| Potatoes | 6,933 | 105.67 | 5,389.10 | 51.00 | | |
| Garlic | 20,773 | 222.37 | 32,732.50 | 147.20 | | |
| Taro / 'Godere' | * | * | * | * | | |
| Sweet potatoes | 372 | 1.42 | * | * | | |
| <u>Fruit crops</u> | 3,793 | 13.48 | * | * | | |
| Avocados | * | * | * | * | | |
| Bananas | * | * | * | * | | |
| Guavas | 2,760 | 5.91 | * | * | | |
| Lemons | 226 | 0.37 | * | * | | |
| Mangoes | 372 | 0.28 | * | * | | |
| Oranges | 545 | 3.64 | * | * | | |
| Papayas | 714 | 3.29 | * | * | | |
| Pineapples | * | * | * | * | | |
| Chat | 2,484 | 290.12 | * | * | | |
| Coffee | 951 | 1.98 | * | * | | |
| Hops | 17,703 | 105.84 | 719.71 | 6.80 | | |
| Sugar cane | 244 | 0.02 | * | * | | |

Table 4.5 - Area, Production and Yield of Crops for Private Peasant Holdings
for Meher Season 2005/2006 (1998 E.C)

| Western Tigray | | | | | | |
|-----------------------|-------------------|-----------------|-----------------------|-------------------------|---------------------------------|---------------------------|
| Crop | Number of holders | Area in hectare | Production in quintal | Average yield (qt / ha) | Non - extension yield (qt / ha) | Extension yield (qt / ha) |
| Grain | 68,339 | 109,445.70 | 1,285,654.30 | | | |
| <u>Cereals</u> | 64,150 | 59,198.35 | 862,613.44 | | | |
| Teff | 26,747 | 9,816.98 | 103,489.81 | 10.54 | 7.73 | 12.55 |
| Barley | 5,419 | 1,109.42 | 13,917.31 | 12.54 | 11.57 | 14.26 |
| Wheat | 5,273 | 1,197.02 | 23,168.94 | 19.36 | 11.01 | 21.94 |
| Maize | 45,565 | 2,933.24 | 42,850.18 | 14.61 | 14.72 | 15.35 |
| Sorghum | 59,947 | 35,653.52 | 545,818.81 | 15.31 | 14.75 | 15.51 |
| Finger millet | 27,472 | 8,488.18 | 133,368.40 | 15.71 | 15.69 | 17.98 |
| Oats / 'Aja' | * | * | * | * | | |
| Rice | * | * | * | * | | |
| <u>Pulses</u> | 16,561 | 1,989.44 | 16,922.54 | | | |
| Faba beans | 12,201 | 872.14 | 10,917.90 | 12.52 | | |
| Field peas | 2,422 | 169.09 | 1,516.68 | 8.97 | | |
| Haricot beans | 746 | 42.21 | 511.44 | 12.12 | | |
| Chick-peas | 3,999 | 890.80 | 3,872.20 | 4.35 | | |
| Lentils | 438 | 15.20 | 104.31 | 6.86 | | |
| Grass peas | * | * | * | * | | |
| Soya beans | * | * | * | * | | |
| Fenugreek | * | * | * | * | | |
| Gibto | * | * | * | * | | |
| <u>Oilseeds</u> | 60,019 | 48,257.91 | 406,118.32 | | | |
| Neug | 14,156 | 2,964.16 | 19,768.31 | 6.67 | | |
| Linseed | 3,627 | 381.32 | 3,543.93 | 9.29 | | |
| Groundnuts | 54 | 3.71 | 22.25 | 6.00 | | |
| Safflower | * | * | * | * | | |
| Sesame | 54,841 | 44,908.73 | 382,783.84 | 8.52 | | |
| Rape seed | * | * | * | * | | |
| <u>Vegetables</u> | 18,657 | 391.50 | 15,666.16 | | | |
| Lettuce | 312 | 22.66 | 9.07 | 0.40 | | |
| Head cabbage | * | * | * | * | | |
| Ethiopian cabbage | 32 | 0.55 | 48.77 | 88.67 | | |
| Tomatoes | 500 | 119.43 | 13,519.64 | 113.20 | | |
| Green peppers | 1,494 | 16.11 | * | * | | |
| Red peppers | 17,242 | 232.08 | 2,088.69 | 9.00 | | |
| Swiss chard | 314 | 0.67 | * | * | | |
| <u>Root crops</u> | 5,879 | 31.35 | 3,624.37 | | | |
| Beetroot | 110 | 0.29 | * | * | | |
| Carrot | * | * | * | * | | |
| Onion | 539 | 1.86 | 159.60 | 85.81 | | |
| Potatoes | 102 | 3.14 | 1.25 | 0.40 | | |
| Garlic | 5,570 | 25.71 | 3,419.80 | 133.01 | | |
| Taro / 'Godere' | * | * | * | * | | |
| Sweet potatoes | 76 | 0.35 | 43.72 | 124.91 | | |
| <u>Fruit crops</u> | 4,379 | 26.04 | 798.42 | | | |
| Avocados | * | * | * | * | | |
| Bananas | 443 | 7.08 | * | * | | |
| Guavas | 445 | 0.81 | * | * | | |
| Lemons | 3,022 | 7.76 | 157.53 | 20.30 | | |
| Mangoes | 14 | 1.00 | * | * | | |
| Oranges | 680 | 4.36 | 214.49 | 49.19 | | |
| Papayas | 1,928 | 5.03 | 426.40 | 84.77 | | |
| Pineapples | * | * | * | * | | |
| Chat | * | * | * | * | | |
| Coffee | 1,047 | 12.20 | * | * | | |
| Hops | 13,389 | 188.09 | 3,968.72 | 21.10 | | |
| Sugar cane | 103 | 0.52 | * | * | | |

Table 5 - Area, Production and Yield of Crops for Private Peasant Holdings
for Meher Season 2005/2006 (1998 E.C)

Afar Region

| Crop | Number of holders | Area in hectare | Production in quintal | Average yield (qt/ha) | Non - extension yield (qt/ha) | Extension yield (qt/ha) |
|--------------------|-------------------|-----------------|-----------------------|-----------------------|-------------------------------|-------------------------|
| Grain | 16,901 | 19,088.15 | 376,329.99 | | | |
| <u>Cereals</u> | 15,840 | 17,357.52 | 370,345.66 | | | |
| Teff | 3,602 | 1,784.32 | 8,176.83 | 4.58 | 4.20 | 5.01 |
| Barley | 796 | 501.93 | 226.97 | 0.45 | 0.45 | - |
| Wheat | 367 | 29.62 | 145.34 | 4.91 | 4.91 | - |
| Maize | 14,157 | 12,776.38 | 347,277.56 | 27.18 | 27.18 | - |
| Sorghum | 3,997 | 2,265.28 | 14,518.98 | 6.41 | 6.39 | 7.51 |
| Finger millet | * | * | * | * | * | - |
| Oats / 'Aja' | * | * | * | * | * | - |
| Rice | * | * | * | * | * | - |
| <u>Pulses</u> | 1,805 | 196.93 | 760.17 | | | |
| Faba beans | * | * | * | * | * | - |
| Field peas | * | * | * | * | * | - |
| Haricot beans | 1,444 | 110.51 | 472.72 | 4.28 | | |
| Chick-peas | 548 | 83.51 | 287.45 | 3.44 | | |
| Lentils | 37 | 2.82 | * | * | | |
| Grass peas | * | * | * | * | | |
| Soya beans | * | * | * | * | | |
| Fenugreek | 37 | 0.08 | * | * | | |
| Gibto | * | * | * | * | | |
| <u>Oilseeds</u> | 4,293 | 1,533.70 | 5,224.16 | | | |
| Neug | 106 | 2.03 | * | * | | |
| Linseed | 101 | 2.03 | * | * | | |
| Groundnuts | 27 | 1.28 | * | * | | |
| Safflower | 1,902 | 140.67 | 835.78 | 5.94 | | |
| Sesame | 3,639 | 1,387.69 | 4,388.38 | 3.16 | | |
| Rape seed | * | * | * | * | | |
| <u>Vegetables</u> | 2,406 | 49.23 | * | | | |
| Lettuce | * | * | * | * | | |
| Head cabbage | 37 | 0.01 | * | * | | |
| Ethiopian cabbage | 70 | 0.07 | * | * | | |
| Tomatoes | 147 | 19.50 | * | * | | |
| Green peppers | 121 | 0.58 | * | * | | |
| Red peppers | 2,139 | 29.07 | * | * | | |
| Swiss chard | * | * | * | * | | |
| <u>Root crops</u> | 1,222 | 261.59 | 15,222.57 | | | |
| Beetroot | * | * | * | * | | |
| Carrot | * | * | * | * | | |
| Onion | 1,103 | 260.21 | 15,222.57 | 58.50 | | |
| Potatoes | * | * | * | * | | |
| Garlic | 32 | 0.48 | * | * | | |
| Taro / 'Godere' | * | * | * | * | | |
| Sweet potatoes | 161 | 0.89 | * | * | | |
| <u>Fruit crops</u> | 1,636 | 421.09 | 43,505.94 | | | |
| Avocados | 35 | 0.10 | * | * | | |
| Bananas | 761 | 414.47 | 42,315.47 | 102.10 | | |
| Guavas | 50 | 0.22 | * | * | | |
| Lemons | 521 | 1.92 | 37.02 | 19.28 | | |
| Mangoes | 85 | 1.11 | * | * | | |
| Oranges | 148 | 0.71 | * | * | | |
| Papayas | 856 | 2.56 | 1,153.46 | 450.57 | | |
| Pineapples | * | * | * | * | | |
| Chat | 74 | 0.06 | * | * | | |
| Coffee | 407 | 2.41 | * | * | | |
| Hops | 472 | 2.61 | 60.84 | 23.31 | | |
| Sugar cane | 248 | 2.98 | * | * | | |

Table 5.1 - Area, Production and Yield of Crops for Private Peasant Holdings
for Meher Season 2005/2006 (1998 E.C)

Zone 1

| Crop | Number of holders | Area in hectare | Production in quintal | Average yield (qt / ha) | Non - extension yield (qt / ha) | Extension yield (qt / ha) |
|--------------------|-------------------|-----------------|-----------------------|-------------------------|---------------------------------|---------------------------|
| Grain | 10,821 | 13,486.53 | 340,270.86 | | | |
| <u>Cereals</u> | 9,798 | 12,530.91 | 337,885.01 | | | |
| Teff | * | * | * | * | * | - |
| Barley | 237 | 470.39 | * | * | * | - |
| Wheat | * | * | * | * | * | - |
| Maize | 9,539 | 11,985.14 | 336,347.44 | 28.06 | 28.07 | - |
| Sorghum | 90 | 75.37 | 1,537.58 | 20.40 | 20.40 | - |
| Finger millet | * | * | * | * | * | - |
| Oats / 'Aja' | * | * | * | * | * | - |
| Rice | * | * | * | * | * | - |
| <u>Pulses</u> | * | * | * | * | * | - |
| Faba beans | * | * | * | * | * | - |
| Field peas | * | * | * | * | * | - |
| Haricot beans | * | * | * | * | * | - |
| Chick-peas | * | * | * | * | * | - |
| Lentils | * | * | * | * | * | - |
| Grass peas | * | * | * | * | * | - |
| Soya beans | * | * | * | * | * | - |
| Fenugreek | * | * | * | * | * | - |
| Gibto | * | * | * | * | * | - |
| <u>Oilseeds</u> | 1,051 | 955.62 | 2,385.85 | | | |
| Neug | * | * | * | * | * | - |
| Linseed | * | * | * | * | * | - |
| Groundnuts | 27 | 1.28 | * | * | * | - |
| Safflower | * | * | * | * | * | - |
| Sesame | 1,024 | 954.34 | 2,385.85 | 2.50 | | |
| Rape seed | * | * | * | * | * | - |
| <u>Vegetables</u> | 61 | 8.88 | * | * | * | - |
| Lettuce | * | * | * | * | * | - |
| Head cabbage | * | * | * | * | * | - |
| Ethiopian cabbage | * | * | * | * | * | - |
| Tomatoes | 61 | 8.88 | * | * | * | - |
| Green peppers | * | * | * | * | * | - |
| Red peppers | * | * | * | * | * | - |
| Swiss chard | * | * | * | * | * | - |
| <u>Root crops</u> | 32 | 0.48 | * | * | * | - |
| Beetroot | * | * | * | * | * | - |
| Carrot | * | * | * | * | * | - |
| Onion | * | * | * | * | * | - |
| Potatoes | * | * | * | * | * | - |
| Garlic | 32 | 0.48 | * | * | * | - |
| Taro / 'Godere' | * | * | * | * | * | - |
| Sweet potatoes | * | * | * | * | * | - |
| <u>Fruit crops</u> | 35 | 0.33 | * | * | * | - |
| Avocados | 35 | 0.10 | * | * | * | - |
| Bananas | 35 | 0.02 | * | * | * | - |
| Guavas | * | * | * | * | * | - |
| Lemons | * | * | * | * | * | - |
| Mangoes | 35 | 0.22 | * | * | * | - |
| Oranges | * | * | * | * | * | - |
| Papayas | * | * | * | * | * | - |
| Pineapples | * | * | * | * | * | - |
| Chat | * | * | * | * | * | - |
| Coffee | * | * | * | * | * | - |
| Hops | * | * | * | * | * | - |
| Sugar cane | * | * | * | * | * | - |

Table 5.2 - Area, Production and Yield of Crops for Private Peasant Holdings
for Meher Season 2005/2006 (1998 E.C)

Zone 3

| Crop | Number of holders | Area in hectare | Production in quintal | Average yield (qt / ha) | Non - extension yield (qt / ha) | Extension yield (qt / ha) |
|--------------------|-------------------|-----------------|-----------------------|-------------------------|---------------------------------|---------------------------|
| Grain | 6,079 | 5,601.62 | 36,059.13 | | | |
| <u>Cereals</u> | 6,042 | 4,826.61 | 32,460.65 | | | |
| Teff | 3,602 | 1,784.32 | 8,176.83 | 4.58 | 4.20 | 5.01 |
| Barley | 559 | 31.54 | 226.97 | 7.20 | 7.20 | - |
| Wheat | 367 | 29.62 | 145.34 | 4.91 | 4.91 | - |
| Maize | 4,618 | 791.23 | 10,930.12 | 13.81 | 13.81 | - |
| Sorghum | 3,907 | 2,189.90 | 12,981.40 | 5.93 | 5.90 | 7.51 |
| Finger millet | * | * | * | * | * | - |
| Oats / 'Aja' | * | * | * | * | | |
| Rice | * | * | * | * | | |
| <u>Pulses</u> | 1,805 | 196.93 | 760.17 | | | |
| Faba beans | * | * | * | * | | |
| Field peas | * | * | * | * | | |
| Haricot beans | 1,444 | 110.51 | 472.72 | 4.28 | | |
| Chick-peas | 548 | 83.51 | 287.45 | 3.44 | | |
| Lentils | 37 | 2.82 | * | * | | |
| Grass peas | * | * | * | * | | |
| Soya beans | * | * | * | * | | |
| Fenugreek | 37 | 0.08 | * | * | | |
| Gibto | * | * | * | * | | |
| <u>Oilseeds</u> | 3,242 | 578.08 | 2,838.31 | | | |
| Neug | 106 | 2.03 | * | * | | |
| Linseed | 101 | 2.03 | * | * | | |
| Groundnuts | * | * | * | * | | |
| Safflower | 1,902 | 140.67 | 835.78 | 5.94 | | |
| Sesame | 2,615 | 433.35 | 2,002.53 | 4.62 | | |
| Rape seed | * | * | * | * | | |
| <u>Vegetables</u> | 2,345 | 40.34 | * | | | |
| Lettuce | * | * | * | * | | |
| Head cabbage | 37 | 0.01 | * | * | | |
| Ethiopian cabbage | 70 | 0.07 | * | * | | |
| Tomatoes | 86 | 10.62 | * | * | | |
| Green peppers | 121 | 0.58 | * | * | | |
| Red peppers | 2,139 | 29.07 | * | * | | |
| Swiss chard | * | * | * | * | | |
| <u>Root crops</u> | 1,190 | 261.11 | 15,222.57 | | | |
| Beetroot | * | * | * | * | | |
| Carrot | * | * | * | * | | |
| Onion | 1,103 | 260.21 | 15,222.57 | 58.50 | | |
| Potatoes | * | * | * | * | | |
| Garlic | * | * | * | * | | |
| Taro / 'Godere' | * | * | * | * | | |
| Sweet potatoes | 161 | 0.89 | * | * | | |
| <u>Fruit crops</u> | 1,601 | 420.75 | 43,505.94 | | | |
| Avocados | * | * | * | * | | |
| Bananas | 726 | 414.45 | 42,315.47 | 102.10 | | |
| Guavas | 50 | 0.22 | * | * | | |
| Lemons | 521 | 1.92 | 37.02 | 19.28 | | |
| Mangoes | 50 | 0.89 | * | * | | |
| Oranges | 148 | 0.71 | * | * | | |
| Papayas | 856 | 2.56 | 1,153.46 | 450.57 | | |
| Pineapples | * | * | * | * | | |
| Chat | 74 | 0.06 | * | * | | |
| Coffee | 407 | 2.41 | * | * | | |
| Hops | 472 | 2.61 | 60.84 | 23.31 | | |
| Sugar cane | 248 | 2.98 | * | * | | |

Table 6 - Area, Production and Yield of Crops for Private Peasant Holdings
for Meher Season 2005/2006 (1998 E.C)

Amhara Region

| Crop | Number of holders | Area in hectare | Production in quintal | Average yield (qt/ha) | Non - extension yield (qt/ha) | Extension yield (qt/ha) |
|--------------------|-------------------|-----------------|-----------------------|-----------------------|-------------------------------|-------------------------|
| Grain | 3,141,387 | 3,570,811.94 | 43,854,714.07 | | | |
| <u>Cereals</u> | 3,097,075 | 2,714,488.71 | 36,498,651.38 | | | |
| Teff | 1,974,238 | 907,057.42 | 8,658,240.40 | 9.55 | 9.09 | 10.46 |
| Barley | 1,285,198 | 318,420.29 | 3,964,681.84 | 12.45 | 12.47 | 16.75 |
| Wheat | 1,329,834 | 431,486.33 | 6,074,887.94 | 14.08 | 12.88 | 17.91 |
| Maize | 1,967,462 | 341,083.52 | 7,256,801.51 | 21.28 | 17.61 | 27.38 |
| Sorghum | 1,162,957 | 537,623.62 | 8,515,402.11 | 15.84 | 15.76 | 24.05 |
| Finger millet | 491,322 | 164,648.78 | 1,846,795.30 | 11.22 | 11.34 | 15.79 |
| Oats / 'Aja' | 95,319 | 8,300.75 | 74,017.25 | 8.92 | | |
| Rice | 18,493 | 5,867.99 | 107,825.03 | 18.38 | | |
| <u>Pulses</u> | 1,979,270 | 585,171.26 | 5,828,794.45 | | | |
| Faba beans | 1,285,212 | 210,055.02 | 2,387,015.50 | 11.36 | | |
| Field peas | 569,358 | 85,904.85 | 690,690.35 | 8.04 | | |
| Haricot beans | 208,485 | 25,307.58 | 175,232.90 | 6.92 | | |
| Chick-peas | 503,604 | 122,966.82 | 1,271,272.00 | 10.34 | | |
| Lentils | 349,324 | 50,798.50 | 332,464.59 | 6.54 | | |
| Grass peas | 330,884 | 69,287.93 | 801,509.82 | 11.57 | | |
| Soya beans | 1,286 | 130.83 | 329.88 | 2.52 | | |
| Fenugreek | 137,774 | 6,785.17 | 46,964.03 | 6.92 | | |
| Gibto | 88,245 | 13,934.55 | 123,315.39 | 8.85 | | |
| <u>Oilseeds</u> | 1,272,736 | 271,151.98 | 1,527,268.23 | | | |
| Neug | 518,209 | 139,551.82 | 604,629.39 | 4.33 | | |
| Linseed | 427,600 | 45,309.94 | 193,651.11 | 4.27 | | |
| Groundnuts | 8,537 | 1,075.58 | 13,545.28 | 12.59 | | |
| Safflower | 121,498 | 6,052.71 | 45,392.31 | 7.50 | | |
| Sesame | 210,344 | 62,278.99 | 489,698.10 | 7.86 | | |
| Rape seed | 324,687 | 16,882.94 | 180,352.05 | 10.68 | | |
| <u>Vegetables</u> | 1,137,992 | 31,107.37 | 634,773.82 | | | |
| Lettuce | 5,303 | 8.32 | 1.26 | 0.15 | | |
| Head cabbage | 32,120 | 176.34 | 9,240.48 | 52.40 | | |
| Ethiopian cabbage | 147,463 | 618.36 | 49,160.25 | 79.50 | | |
| Tomatoes | 34,512 | 319.35 | 22,740.42 | 71.21 | | |
| Green peppers | 129,765 | 837.21 | 62,366.43 | 74.49 | | |
| Red peppers | 872,744 | 29,111.86 | 491,264.97 | 16.88 | | |
| Swiss chard | 15,490 | 35.93 | * | * | | |
| <u>Root crops</u> | 1,311,495 | 38,701.53 | 2,877,658.58 | | | |
| Beetroot | 27,710 | 98.47 | 3,343.90 | 33.96 | | |
| Carrot | 24,776 | 135.17 | 3,739.72 | 27.67 | | |
| Onion | 233,266 | 5,338.72 | 706,526.86 | 132.34 | | |
| Potatoes | 457,974 | 26,511.98 | 1,815,827.13 | 68.49 | | |
| Garlic | 934,944 | 6,353.21 | 341,477.06 | 53.75 | | |
| Taro / 'Godere' | * | * | * | * | | |
| Sweet potatoes | 29,530 | 263.98 | 6,743.91 | 25.55 | | |
| <u>Fruit crops</u> | 201,940 | 1,784.09 | 182,753.36 | 102.44 | | |
| Avocados | 5,928 | 41.85 | 2,055.44 | 49.11 | | |
| Bananas | 59,780 | 495.30 | 18,912.97 | 38.18 | | |
| Guavas | 31,970 | 112.07 | 2,922.68 | 26.08 | | |
| Lemons | 56,652 | 172.29 | 25,314.54 | 146.93 | | |
| Mangoes | 17,861 | 89.90 | 2,995.48 | 33.32 | | |
| Oranges | 68,776 | 521.03 | 86,794.41 | 166.58 | | |
| Papayas | 62,371 | 351.07 | 43,757.85 | 124.64 | | |
| Pineapples | 242 | 0.56 | * | * | | |
| Chat | 106,707 | 3,449.56 | 37,945.93 | 11.00 | | |
| Coffee | 246,863 | 5,331.37 | 27,162.83 | 5.09 | | |
| Hops | 787,369 | 14,451.97 | 127,825.14 | 8.84 | | |
| Sugar cane | 54,100 | 1,627.81 | 1,166,665.58 | 716.71 | | |

Table 6.1 - Area, Production and Yield of Crops for Private Peasant Holdings
for Meher Season 2005/2006 (1998 E.C)

North Gondar

| Crop | Number of holders | Area in hectare | Production in quintal | Average yield (qt / ha) | Non - extension yield (qt / ha) | Extension yield (qt / ha) |
|--------------------|-------------------|-----------------|-----------------------|-------------------------|---------------------------------|---------------------------|
| Grain | 463,277 | 620,636.43 | 7,486,564.22 | | | |
| <u>Cereals</u> | 453,293 | 444,543.18 | 5,987,469.82 | | | |
| Teff | 244,295 | 125,348.00 | 1,074,415.83 | 8.57 | 7.70 | 10.14 |
| Barley | 149,183 | 43,281.75 | 542,574.00 | 12.54 | 12.56 | 15.60 |
| Wheat | 99,839 | 31,658.36 | 418,662.09 | 13.22 | 11.11 | 15.54 |
| Maize | 315,390 | 48,214.61 | 964,984.29 | 20.01 | 16.74 | 30.20 |
| Sorghum | 278,946 | 165,569.17 | 2,572,696.73 | 15.54 | 15.35 | 20.88 |
| Finger millet | 106,067 | 28,401.42 | 397,581.88 | 14.00 | 14.05 | - |
| Oats / 'Aja' | 15,737 | 1,979.17 | 15,378.75 | 7.77 | | |
| Rice | 876 | 90.70 | 1,176.25 | 12.97 | | |
| <u>Pulses</u> | 241,255 | 98,976.61 | 986,875.26 | | | |
| Faba beans | 152,594 | 29,967.42 | 338,116.66 | 11.28 | | |
| Field peas | 69,797 | 11,443.83 | 78,037.25 | 6.82 | | |
| Haricot beans | 23,983 | 2,769.29 | 10,293.58 | 3.72 | | |
| Chick-peas | 111,014 | 42,950.23 | 473,919.30 | 11.03 | | |
| Lentils | 24,184 | 2,895.59 | 19,350.92 | 6.68 | | |
| Grass peas | 37,131 | 7,000.04 | 52,183.91 | 7.45 | | |
| Soya beans | 447 | 101.05 | 131.13 | 1.30 | | |
| Fenugreek | 24,000 | 1,849.17 | 14,842.51 | 8.03 | | |
| Gibto | * | * | * | * | | |
| <u>Oilseeds</u> | 253,470 | 77,116.64 | 512,219.14 | | | |
| Neug | 82,352 | 19,596.77 | 91,128.30 | 4.65 | | |
| Linseed | 67,649 | 6,198.18 | 27,889.19 | 4.50 | | |
| Groundnuts | 573 | 4.17 | * | * | | |
| Safflower | 42,369 | 2,761.35 | 22,602.32 | 8.19 | | |
| Sesame | 91,368 | 47,722.46 | 362,198.63 | 7.59 | | |
| Rape seed | 31,062 | 833.70 | 8,400.70 | 10.08 | | |
| <u>Vegetables</u> | 198,958 | 7,903.95 | 147,616.99 | | | |
| Lettuce | 1,686 | 5.14 | * | * | | |
| Head cabbage | 4,616 | 32.55 | 130.21 | 4.00 | | |
| Ethiopian cabbage | 27,329 | 152.53 | 7,702.67 | 50.50 | | |
| Tomatoes | 5,094 | 46.37 | 157.67 | 3.40 | | |
| Green peppers | 29,536 | 297.72 | 25,425.31 | 85.40 | | |
| Red peppers | 141,151 | 7,367.81 | 114,201.13 | 15.50 | | |
| Swiss chard | 1,032 | 1.82 | * | * | | |
| <u>Root crops</u> | 152,324 | 4,606.11 | 387,314.90 | | | |
| Beetroot | 1,678 | 1.23 | 8.64 | 7.02 | | |
| Carrot | 646 | 0.32 | 30.73 | 96.03 | | |
| Onion | 9,425 | 136.63 | 18,445.22 | 135.00 | | |
| Potatoes | 83,548 | 2,956.97 | 254,299.19 | 86.00 | | |
| Garlic | 95,241 | 1,510.96 | 114,531.12 | 75.80 | | |
| Taro / 'Godere' | * | * | * | * | | |
| Sweet potatoes | * | * | * | * | | |
| <u>Fruit crops</u> | 15,411 | 82.72 | 6,628.63 | | | |
| Avocados | * | * | * | * | | |
| Bananas | 4,081 | 51.08 | 633.35 | 12.40 | | |
| Guavas | * | * | * | * | | |
| Lemons | 5,215 | 15.06 | 3,600.34 | 239.07 | | |
| Mangoes | 573 | 0.17 | * | * | | |
| Oranges | * | * | * | * | | |
| Papayas | 7,439 | 16.40 | 2,394.94 | 146.03 | | |
| Pineapples | * | * | * | * | | |
| Chat | 573 | 6.45 | * | * | | |
| Coffee | 28,224 | 618.42 | 3,710.50 | 6.00 | | |
| Hops | 80,292 | 3,609.78 | 33,570.94 | 9.30 | | |
| Sugar cane | * | * | * | * | | |

Table 6.2 - Area, Production and Yield of Crops for Private Peasant Holdings
for Meher Season 2005/2006 (1998 E.C)

South Gondar

| Crop | Number of holders | Area in hectare | Production in quintal | Average yield (qt / ha) | Non - extension yield (qt / ha) | Extension yield (qt / ha) |
|--------------------|-------------------|-----------------|-----------------------|-------------------------|---------------------------------|---------------------------|
| Grain | 393,311 | 464,254.35 | 4,566,307.73 | | | |
| <u>Cereals</u> | 390,546 | 347,270.55 | 3,633,335.66 | | | |
| Teff | 284,563 | 123,555.29 | 1,087,161.05 | 8.80 | 8.11 | 9.84 |
| Barley | 193,606 | 47,535.97 | 466,820.53 | 9.82 | 9.71 | 13.85 |
| Wheat | 195,146 | 69,224.95 | 680,604.18 | 9.83 | 9.40 | 13.10 |
| Maize | 273,249 | 39,053.03 | 590,839.49 | 15.13 | 13.44 | 23.97 |
| Sorghum | 118,488 | 31,158.04 | 366,371.77 | 11.76 | 11.72 | 17.50 |
| Finger millet | 110,934 | 30,287.68 | 328,617.21 | 10.85 | 9.73 | 16.97 |
| Oats / 'Aja' | 6,852 | 678.28 | 6,272.66 | 9.25 | | |
| Rice | 17,617 | 5,777.30 | 106,648.78 | 18.46 | | |
| <u>Pulses</u> | 273,499 | 79,300.18 | 736,708.31 | | | |
| Faba beans | 157,900 | 22,952.37 | 267,320.39 | 11.65 | | |
| Field peas | 52,799 | 8,895.55 | 62,734.31 | 7.05 | | |
| Haricot beans | 28,140 | 7,449.66 | 34,006.35 | 4.56 | | |
| Chick-peas | 59,735 | 15,747.65 | 134,944.80 | 8.57 | | |
| Lentils | 26,706 | 3,291.71 | 20,405.63 | 6.20 | | |
| Grass peas | 56,834 | 16,666.79 | 178,107.31 | 10.69 | | |
| Soya beans | * | * | * | * | | |
| Fenugreek | 4,549 | 73.86 | 241.74 | 3.27 | | |
| Gibto | 29,386 | 4,222.59 | 38,947.78 | 9.22 | | |
| <u>Oilseeds</u> | 178,675 | 37,683.63 | 196,263.76 | | | |
| Neug | 95,214 | 26,542.59 | 156,551.92 | 5.90 | | |
| Linseed | 72,040 | 8,658.64 | 25,400.32 | 2.93 | | |
| Groundnuts | * | * | * | * | | |
| Safflower | 11,343 | 640.54 | 2,016.92 | 3.15 | | |
| Sesame | * | * | * | * | | |
| Rape seed | 49,391 | 1,841.86 | 12,294.59 | 6.68 | | |
| <u>Vegetables</u> | 107,987 | 3,737.01 | 25,274.12 | | | |
| Lettuce | 435 | 0.26 | * | * | | |
| Head cabbage | 2,433 | 9.33 | * | * | | |
| Ethiopian cabbage | 6,205 | 22.43 | * | * | | |
| Tomatoes | 1,739 | 9.79 | * | * | | |
| Green peppers | 6,821 | 21.97 | 1,089.79 | 49.60 | | |
| Red peppers | 93,719 | 3,664.30 | 24,184.33 | 6.60 | | |
| Swiss chard | 1,212 | 8.94 | * | * | | |
| <u>Root crops</u> | 230,519 | 10,295.75 | 477,659.76 | | | |
| Beetroot | * | * | * | * | | |
| Carrot | 1,318 | 0.93 | 15.88 | 17.08 | | |
| Onion | 11,878 | 164.95 | 21,938.85 | 133.00 | | |
| Potatoes | 112,433 | 9,334.97 | 398,603.04 | 42.70 | | |
| Garlic | 181,729 | 786.45 | 57,096.06 | 72.60 | | |
| Taro / 'Godere' | * | * | * | * | | |
| Sweet potatoes | 1,493 | 8.45 | 5.92 | 0.70 | | |
| <u>Fruit crops</u> | 7,527 | 22.99 | 1,700.18 | | | |
| Avocados | * | * | * | * | | |
| Bananas | 2,173 | 11.04 | 114.79 | 10.40 | | |
| Guavas | 924 | 1.49 | 42.26 | 28.36 | | |
| Lemons | 2,226 | 2.55 | 81.46 | 31.95 | | |
| Mangoes | 879 | 1.93 | 231.79 | 120.10 | | |
| Oranges | 1,306 | 2.00 | 262.74 | 131.37 | | |
| Papayas | 2,221 | 3.99 | 967.14 | 242.39 | | |
| Pineapples | * | * | * | * | | |
| Chat | 2,567 | 6.74 | 52.57 | 7.80 | | |
| Coffee | 12,384 | 80.04 | 160.09 | 2.00 | | |
| Hops | 102,265 | 1,243.00 | 7,209.42 | 5.80 | | |
| Sugar cane | 2,751 | 638.69 | 440,054.71 | 689.00 | | |

Table 6.3 - Area, Production and Yield of Crops for Private Peasant Holdings
for Meher Season 2005/2006 (1998 E.C)

North Wolo

| Crop | Number of holders | Area in hectare | Production in quintal | Average yield (qt / ha) | Non - extension yield (qt / ha) | Extension yield (qt / ha) |
|--------------------|-------------------|-----------------|-----------------------|-------------------------|---------------------------------|---------------------------|
| Grain | 310,562 | 232,674.35 | 2,706,402.62 | | | |
| <u>Cereals</u> | 307,874 | 185,321.80 | 2,262,789.89 | | | |
| Teff | 177,469 | 58,382.00 | 496,942.21 | 8.51 | 8.49 | 12.87 |
| Barley | 165,534 | 29,753.93 | 425,565.33 | 14.30 | 14.35 | 17.50 |
| Wheat | 138,244 | 27,053.48 | 333,142.31 | 12.31 | 10.96 | 17.05 |
| Maize | 132,978 | 6,268.33 | 82,664.98 | 13.19 | 13.17 | - |
| Sorghum | 164,397 | 60,065.43 | 881,507.10 | 14.68 | 14.67 | 18.10 |
| Finger millet | 19,781 | 2,155.09 | 26,343.03 | 12.22 | 12.22 | - |
| Oats / 'Aja' | 19,433 | 1,643.53 | 16,624.93 | 10.12 | | |
| Rice | * | * | * | * | | |
| <u>Pulses</u> | 203,922 | 41,617.24 | 412,635.51 | | | |
| Faba beans | 117,557 | 12,295.90 | 133,390.53 | 10.85 | | |
| Field peas | 81,545 | 7,973.98 | 79,924.71 | 10.02 | | |
| Haricot beans | 11,865 | 858.70 | 1,523.19 | 1.77 | | |
| Chick-peas | 50,978 | 8,620.37 | 91,920.19 | 10.66 | | |
| Lentils | 63,580 | 8,699.60 | 68,204.41 | 7.84 | | |
| Grass peas | 18,089 | 2,345.78 | 31,245.31 | 13.32 | | |
| Soya beans | 336 | 25.32 | 194.94 | 7.70 | | |
| Fenugreek | 19,774 | 797.60 | 6,232.22 | 7.81 | | |
| Gibto | * | * | * | * | | |
| <u>Oilseeds</u> | 82,719 | 5,735.30 | 30,977.22 | | | |
| Neug | 13,401 | 967.40 | 1,979.83 | 2.05 | | |
| Linseed | 59,334 | 3,711.35 | 20,529.35 | 5.53 | | |
| Groundnuts | * | * | * | * | | |
| Safflower | 8,014 | 264.48 | 1,559.36 | 5.90 | | |
| Sesame | 12,900 | 776.98 | 6,908.68 | 8.89 | | |
| Rape seed | 3,506 | 15.09 | * | * | | |
| <u>Vegetables</u> | 91,340 | 1,050.05 | 33,336.70 | | | |
| Lettuce | 338 | 0.22 | * | * | | |
| Head cabbage | 1,811 | 3.13 | * | * | | |
| Ethiopian cabbage | 33,043 | 233.30 | 22,163.59 | 95.00 | | |
| Tomatoes | 2,718 | 7.34 | * | * | | |
| Green peppers | 12,519 | 75.09 | * | * | | |
| Red peppers | 48,163 | 725.53 | 11,173.11 | 15.40 | | |
| Swiss chard | 2,480 | 5.45 | * | * | | |
| <u>Root crops</u> | 96,233 | 1,871.98 | 111,974.15 | | | |
| Beetroot | 2,221 | 2.51 | * | * | | |
| Carrot | 2,603 | 9.04 | * | * | | |
| Onion | 15,632 | 469.51 | 62,445.35 | 133.00 | | |
| Potatoes | 24,885 | 551.55 | 32,596.42 | 59.10 | | |
| Garlic | 81,708 | 828.20 | 16,563.90 | 20.00 | | |
| Taro / 'Godere' | * | * | * | * | | |
| Sweet potatoes | 1,960 | 11.17 | 368.48 | 32.99 | | |
| <u>Fruit crops</u> | 22,257 | 119.23 | 25,870.19 | 216.98 | | |
| Avocados | * | * | * | * | | |
| Bananas | 7,944 | 17.51 | 1,008.67 | 57.61 | | |
| Guavas | 5,344 | 17.00 | 482.94 | 28.41 | | |
| Lemons | 2,384 | 4.86 | 242.45 | 49.89 | | |
| Mangoes | 711 | 0.50 | * | * | | |
| Oranges | 9,911 | 76.49 | 23,704.67 | 309.91 | | |
| Papayas | 2,687 | 2.86 | 431.46 | 150.86 | | |
| Pineapples | * | * | * | * | | |
| Chat | 5,434 | 56.52 | 531.26 | 9.40 | | |
| Coffee | 30,078 | 540.47 | 2,594.29 | 4.80 | | |
| Hops | 65,198 | 770.51 | 12,482.26 | 16.20 | | |
| Sugar cane | 3,236 | 54.45 | 17,370.66 | 319.02 | | |

Table 6.4 - Area, Production and Yield of Crops for Private Peasant Holdings
for Meher Season 2005/2006 (1998 E.C)

South Wolo

| Crop | Number of holders | Area in hectare | Production in quintal | Average yield (qt / ha) | Non - extension yield (qt / ha) | Extension yield (qt / ha) |
|--------------------|-------------------|-----------------|-----------------------|-------------------------|---------------------------------|---------------------------|
| Grain | 499,102 | 394,130.37 | 4,761,207.60 | | | |
| <u>Cereals</u> | 494,674 | 289,738.23 | 3,798,347.37 | | | |
| Teff | 280,788 | 74,483.92 | 758,323.57 | 10.18 | 9.67 | 14.13 |
| Barley | 218,398 | 35,735.42 | 448,555.23 | 12.55 | 12.57 | 15.60 |
| Wheat | 281,177 | 84,666.82 | 1,046,327.57 | 12.36 | 11.28 | 16.00 |
| Maize | 216,694 | 10,579.45 | 170,373.18 | 16.10 | 16.09 | - |
| Sorghum | 231,480 | 78,161.27 | 1,304,602.48 | 16.69 | 16.67 | 19.32 |
| Finger millet | 32,432 | 3,000.98 | 35,554.68 | 11.85 | 11.85 | - |
| Oats / 'Aja' | 49,386 | 3,110.36 | 34,610.66 | 11.13 | | |
| Rice | * | * | * | * | | |
| <u>Pulses</u> | 373,686 | 94,797.64 | 917,467.22 | | | |
| Faba beans | 232,190 | 28,314.82 | 318,430.58 | 11.25 | | |
| Field peas | 135,487 | 16,781.70 | 144,116.91 | 8.59 | | |
| Haricot beans | 56,952 | 4,867.75 | 57,266.55 | 11.76 | | |
| Chick-peas | 107,109 | 13,521.56 | 159,969.56 | 11.83 | | |
| Lentils | 121,927 | 20,901.18 | 129,370.53 | 6.19 | | |
| Grass peas | 62,553 | 7,540.75 | 90,446.85 | 11.99 | | |
| Soya beans | * | * | * | * | | |
| Fenugreek | 41,982 | 2,869.88 | 17,866.25 | 6.23 | | |
| Gibto | * | * | * | * | | |
| <u>Oilseeds</u> | 116,759 | 9,594.50 | 45,393.00 | | | |
| Neug | 46,065 | 2,960.50 | 13,116.98 | 4.43 | | |
| Linseed | 69,344 | 5,797.62 | 27,172.93 | 4.69 | | |
| Groundnuts | 519 | 0.57 | * | * | | |
| Safflower | 14,615 | 577.21 | 3,289.99 | 5.70 | | |
| Sesame | 3,596 | 224.16 | 1,728.99 | 7.71 | | |
| Rape seed | 4,388 | 34.46 | 84.11 | 2.44 | | |
| <u>Vegetables</u> | 129,922 | 1,407.19 | 38,727.87 | | | |
| Lettuce | 963 | 0.79 | * | * | | |
| Head cabbage | 7,565 | 32.35 | 2,976.11 | 92.00 | | |
| Ethiopian cabbage | 20,518 | 49.78 | 4,729.02 | 95.00 | | |
| Tomatoes | 7,718 | 152.28 | 10,004.78 | 65.70 | | |
| Green peppers | 20,267 | 158.95 | 14,829.84 | 93.30 | | |
| Red peppers | 83,651 | 998.08 | 6,188.12 | 6.20 | | |
| Swiss chard | 6,602 | 14.95 | * | * | | |
| <u>Root crops</u> | 130,223 | 1,167.89 | 67,615.51 | | | |
| Beetroot | 4,926 | 59.36 | 1,721.43 | 29.00 | | |
| Carrot | 10,299 | 107.86 | 3,235.86 | 30.00 | | |
| Onion | 20,019 | 242.98 | 26,193.78 | 107.80 | | |
| Potatoes | 16,066 | 201.12 | 23,530.89 | 117.00 | | |
| Garlic | 102,648 | 538.90 | 12,933.54 | 24.00 | | |
| Taro / 'Godere' | * | * | * | * | | |
| Sweet potatoes | 5,296 | 17.66 | * | * | | |
| <u>Fruit crops</u> | 28,394 | 169.79 | 28,340.89 | | | |
| Avocados | * | * | * | * | | |
| Bananas | 4,477 | 31.48 | 557.22 | 17.70 | | |
| Guavas | 11,343 | 30.02 | 852.64 | 28.40 | | |
| Lemons | 5,054 | 6.99 | 336.91 | 48.20 | | |
| Mangoes | 1,636 | 2.37 | * | * | | |
| Oranges | 15,828 | 80.89 | 24,922.15 | 308.10 | | |
| Papayas | 5,191 | 18.04 | 1,671.96 | 92.68 | | |
| Pineapples | * | * | * | * | | |
| Chat | 49,157 | 2,165.59 | 27,069.97 | 12.50 | | |
| Coffee | 35,714 | 668.43 | 3,342.29 | 5.00 | | |
| Hops | 42,842 | 317.92 | 3,751.39 | 11.80 | | |
| Sugar cane | 6,052 | 44.47 | 22,769.15 | 512.01 | | |

Table 6.5 - Area, Production and Yield of Crops for Private Peasant Holdings
for Meher Season 2005/2006 (1998 E.C)

North Shewa

| Crop | Number of holders | Area in hectare | Production in quintal | Average yield (qt / ha) | Non - extension yield (qt / ha) | Extension yield (qt / ha) |
|--------------------|-------------------|-----------------|-----------------------|-------------------------|---------------------------------|---------------------------|
| Grain | 368,438 | 454,884.42 | 6,909,933.60 | | | |
| <u>Cereals</u> | 349,811 | 339,161.76 | 5,837,828.70 | | | |
| Teff | 227,354 | 100,589.42 | 1,404,604.01 | 13.96 | 13.67 | 14.91 |
| Barley | 146,847 | 52,073.27 | 896,830.09 | 17.22 | 16.73 | 19.63 |
| Wheat | 187,721 | 73,724.59 | 1,540,367.13 | 20.89 | 22.54 | 25.00 |
| Maize | 138,955 | 5,652.36 | 105,627.06 | 18.69 | 18.73 | 28.10 |
| Sorghum | 176,690 | 106,432.56 | 1,890,074.10 | 17.76 | 17.69 | 25.79 |
| Finger millet | * | * | * | * | * | 14.91 |
| Oats / 'Aja' | 1,461 | 689.55 | 326.33 | 0.47 | | |
| Rice | * | * | * | * | | |
| <u>Pulses</u> | 273,005 | 102,505.90 | 998,238.94 | | | |
| Faba beans | 204,698 | 46,936.18 | 535,295.41 | 11.40 | | |
| Field peas | 78,098 | 15,098.60 | 105,397.64 | 6.98 | | |
| Haricot beans | 31,568 | 2,767.46 | 15,191.33 | 5.49 | | |
| Chick-peas | 88,046 | 21,244.48 | 210,884.59 | 9.93 | | |
| Lentils | 81,242 | 10,555.11 | 66,032.21 | 6.26 | | |
| Grass peas | 35,020 | 4,930.77 | 58,834.09 | 11.93 | | |
| Soya beans | * | * | * | * | | |
| Fenugreek | 28,206 | 973.30 | 6,603.67 | 6.78 | | |
| Gibto | * | * | * | * | | |
| <u>Oilseeds</u> | 130,142 | 13,216.76 | 73,865.96 | | | |
| Neug | 23,131 | 934.85 | 3,101.40 | 3.32 | | |
| Linseed | 51,791 | 7,762.24 | 37,319.45 | 4.81 | | |
| Groundnuts | * | * | * | * | | |
| Safflower | 17,099 | 731.13 | 5,089.31 | 6.96 | | |
| Sesame | 44,571 | 3,625.26 | 26,699.66 | 7.36 | | |
| Rape seed | 11,820 | 163.28 | 1,656.14 | 10.14 | | |
| <u>Vegetables</u> | 138,242 | 1,529.94 | 102,716.78 | | | |
| Lettuce | 405 | 0.13 | 1.26 | 9.69 | | |
| Head cabbage | 5,202 | 42.98 | * | * | | |
| Ethiopian cabbage | 42,522 | 78.87 | 7,887.05 | 100.00 | | |
| Tomatoes | 3,581 | 12.74 | 535.16 | 42.01 | | |
| Green peppers | 17,295 | 86.38 | 8,802.36 | 101.90 | | |
| Red peppers | 91,961 | 1,307.20 | 85,490.94 | 65.40 | | |
| Swiss chard | 2,452 | 1.64 | * | * | | |
| <u>Root crops</u> | 188,590 | 3,376.24 | 394,563.28 | | | |
| Beetroot | 3,836 | 4.63 | 134.32 | 29.01 | | |
| Carrot | 5,253 | 5.67 | 170.06 | 29.99 | | |
| Onion | 106,975 | 2,463.25 | 367,516.39 | 149.20 | | |
| Potatoes | 14,316 | 51.82 | 5,388.86 | 103.99 | | |
| Garlic | 128,085 | 838.44 | 20,122.62 | 24.00 | | |
| Taro / 'Godere' | * | * | * | * | | |
| Sweet potatoes | 5,444 | 12.43 | 1,231.03 | 99.04 | | |
| <u>Fruit crops</u> | 39,013 | 293.46 | 40,631.13 | | | |
| Avocados | 1,568 | 2.54 | * | * | | |
| Bananas | 15,390 | 102.02 | 3,540.05 | 34.70 | | |
| Guavas | 1,848 | 4.69 | * | * | | |
| Lemons | 14,119 | 52.00 | 5,880.95 | 113.10 | | |
| Mangoes | 442 | 0.39 | 41.94 | 107.54 | | |
| Oranges | 17,280 | 83.51 | 25,095.80 | 300.51 | | |
| Papayas | 10,387 | 48.31 | 6,072.39 | 125.70 | | |
| Pineapples | * | * | * | * | | |
| Chat | 9,387 | 35.88 | 157.85 | 4.40 | | |
| Coffee | 55,344 | 779.01 | 2,259.13 | 2.90 | | |
| Hops | 140,306 | 3,173.15 | 9,836.75 | 3.10 | | |
| Sugar cane | 14,931 | 125.11 | 30,901.10 | 246.99 | | |

Table 6.6 - Area, Production and Yield of Crops for Private Peasant Holdings
for Meher Season 2005/2006 (1998 E.C)

East Gojjam

| Crop | Number of holders | Area in hectare | Production in quintal | Average yield (qt / ha) | Non - extension yield (qt / ha) | Extension yield (qt / ha) |
|--------------------|-------------------|-----------------|-----------------------|-------------------------|---------------------------------|---------------------------|
| Grain | 390,960 | 484,575.53 | 5,629,883.78 | | | |
| <u>Cereals</u> | 388,777 | 382,664.40 | 4,690,850.81 | | | |
| Teff | 282,724 | 181,273.44 | 1,815,308.49 | 10.01 | 9.48 | 10.26 |
| Barley | 169,332 | 45,247.82 | 460,494.27 | 10.18 | 10.55 | 17.96 |
| Wheat | 239,798 | 88,241.60 | 1,206,708.73 | 13.68 | 11.59 | 15.64 |
| Maize | 261,354 | 37,760.48 | 676,908.74 | 17.93 | 16.26 | 19.79 |
| Sorghum | 61,175 | 29,681.59 | 529,006.20 | 17.82 | 17.81 | - |
| Finger millet | 3,385 | 459.48 | 2,424.38 | 5.28 | 11.11 | - |
| Oats / 'Aja' | * | * | * | * | | |
| Rice | * | * | * | * | | |
| <u>Pulses</u> | 264,815 | 70,381.57 | 778,211.25 | | | |
| Faba beans | 215,629 | 32,627.96 | 382,591.13 | 11.73 | | |
| Field peas | 69,421 | 10,374.81 | 82,238.13 | 7.93 | | |
| Haricot beans | 8,278 | 474.39 | 5,310.18 | 11.19 | | |
| Chick-peas | 35,719 | 6,453.66 | 61,045.87 | 9.46 | | |
| Lentils | 11,150 | 1,761.28 | 9,765.05 | 5.54 | | |
| Grass peas | 68,707 | 17,958.07 | 231,648.59 | 12.90 | | |
| Soya beans | * | * | * | * | | |
| Fenugreek | 6,015 | 115.07 | 581.13 | 5.05 | | |
| Gibto | 8,028 | 616.34 | 5,031.18 | 8.16 | | |
| <u>Oilseeds</u> | 140,574 | 31,529.55 | 160,821.72 | | | |
| Neug | 80,513 | 20,295.21 | 77,525.41 | 3.82 | | |
| Linseed | 33,019 | 5,917.45 | 22,815.36 | 3.86 | | |
| Groundnuts | * | * | * | * | | |
| Safflower | 1,066 | 33.58 | 199.86 | 5.95 | | |
| Sesame | 14,695 | 2,812.00 | 32,128.30 | 11.43 | | |
| Rape seed | 56,305 | 2,471.31 | 28,152.80 | 11.39 | | |
| <u>Vegetables</u> | 100,682 | 1,149.55 | 90,557.29 | | | |
| Lettuce | 354 | 0.60 | * | * | | |
| Head cabbage | 3,712 | 11.89 | 1,415.00 | 119.01 | | |
| Ethiopian cabbage | 7,913 | 33.97 | 2,686.64 | 79.09 | | |
| Tomatoes | 1,661 | 2.43 | * | * | | |
| Green peppers | 24,874 | 69.67 | 7,273.80 | 104.40 | | |
| Red peppers | 67,137 | 1,028.33 | 79,181.85 | 77.00 | | |
| Swiss chard | 1,309 | 2.66 | * | * | | |
| <u>Root crops</u> | 180,939 | 6,989.45 | 815,337.34 | | | |
| Beetroot | 9,014 | 11.07 | 321.00 | 29.00 | | |
| Carrot | 1,731 | 2.54 | 118.56 | 46.68 | | |
| Onion | 30,680 | 655.06 | 60,593.08 | 92.50 | | |
| Potatoes | 69,790 | 5,596.01 | 670,961.07 | 119.90 | | |
| Garlic | 127,793 | 724.52 | 83,320.71 | 115.00 | | |
| Taro / 'Godere' | * | * | * | * | | |
| Sweet potatoes | 385 | 0.25 | 22.92 | 91.68 | | |
| <u>Fruit crops</u> | 8,324 | 36.47 | 24.61 | | | |
| Avocados | * | * | * | * | | |
| Bananas | 2,607 | 11.30 | * | * | | |
| Guavas | 445 | 0.11 | * | * | | |
| Lemons | 3,963 | 5.31 | * | * | | |
| Mangoes | 1,302 | 1.23 | * | * | | |
| Oranges | 4,389 | 10.25 | 24.61 | 2.40 | | |
| Papayas | 3,514 | 8.26 | * | * | | |
| Pineapples | * | * | * | * | | |
| Chat | 4,376 | 14.74 | * | * | | |
| Coffee | 8,163 | 47.10 | * | * | | |
| Hops | 132,023 | 1,967.33 | 20,657.06 | 10.50 | | |
| Sugar cane | 4,746 | 77.24 | * | * | | |

Table 6.7 - Area, Production and Yield of Crops for Private Peasant Holdings
for Meher Season 2005/2006 (1998 E.C)

West Gojjam

| Crop | Number of holders | Area in hectare | Production in quintal | Average yield (qt / ha) | Non - extension yield (qt / ha) | Extension yield (qt / ha) |
|--------------------|-------------------|-----------------|-----------------------|-------------------------|---------------------------------|---------------------------|
| Grain | 396,200 | 514,987.92 | 6,970,770.46 | | | |
| <u>Cereals</u> | 394,820 | 388,192.95 | 5,952,305.49 | | | |
| Teff | 277,372 | 133,209.29 | 1,124,255.76 | 8.44 | 7.29 | 9.16 |
| Barley | 128,786 | 31,792.65 | 402,950.82 | 12.67 | 13.29 | 16.33 |
| Wheat | 116,414 | 37,229.40 | 643,836.05 | 17.29 | 11.47 | 19.96 |
| Maize | 375,057 | 133,775.50 | 3,235,130.79 | 24.18 | 21.34 | 27.40 |
| Sorghum | 10,323 | 2,398.48 | 37,489.77 | 15.63 | 15.63 | - |
| Finger millet | 138,240 | 49,772.21 | 508,516.22 | 10.22 | 10.16 | 15.60 |
| Oats / 'Aja' | 812 | 15.42 | 126.07 | 8.18 | | |
| Rice | * | * | * | * | | |
| <u>Pulses</u> | 226,751 | 67,364.74 | 711,193.97 | | | |
| Faba beans | 149,028 | 26,175.15 | 289,877.53 | 11.07 | | |
| Field peas | 54,194 | 10,742.77 | 97,390.18 | 9.07 | | |
| Haricot beans | 16,502 | 1,533.75 | 12,463.79 | 8.13 | | |
| Chick-peas | 41,793 | 11,957.98 | 119,091.82 | 9.96 | | |
| Lentils | 2,222 | 230.98 | * | * | | |
| Grass peas | 50,517 | 12,202.82 | 152,732.66 | 12.52 | | |
| Soya beans | * | * | * | * | | |
| Fenugreek | 4,982 | 58.29 | 317.77 | 5.45 | | |
| Gibto | 32,106 | 4,463.01 | 39,320.20 | 8.81 | | |
| <u>Oilseeds</u> | 222,693 | 59,430.23 | 307,271.01 | | | |
| Neug | 118,706 | 44,237.78 | 172,502.92 | 3.90 | | |
| Linseed | 40,188 | 4,711.85 | 21,407.10 | 4.54 | | |
| Groundnuts | * | * | * | * | | |
| Safflower | 3,756 | 50.92 | 107.58 | 2.11 | | |
| Sesame | 4,206 | 830.46 | 3,535.71 | 4.26 | | |
| Rape seed | 138,339 | 9,599.22 | 109,717.70 | 11.43 | | |
| <u>Vegetables</u> | 250,431 | 9,593.27 | 122,011.60 | | | |
| Lettuce | 856 | 1.10 | * | * | | |
| Head cabbage | 3,791 | 11.22 | 1,031.99 | 91.98 | | |
| Ethiopian cabbage | * | * | * | * | | |
| Tomatoes | 5,221 | 19.22 | 1,648.99 | 85.80 | | |
| Green peppers | 8,774 | 21.43 | 1,984.81 | 92.62 | | |
| Red peppers | 242,527 | 9,540.31 | 117,345.81 | 12.30 | | |
| Swiss chard | * | * | * | * | | |
| <u>Root crops</u> | 231,586 | 5,713.77 | 585,710.98 | | | |
| Beetroot | 4,225 | 17.79 | 1,099.35 | 61.80 | | |
| Carrot | 1,629 | 6.12 | 117.44 | 19.19 | | |
| Onion | 26,448 | 883.91 | 146,198.59 | 165.40 | | |
| Potatoes | 78,200 | 3,866.55 | 417,587.90 | 108.00 | | |
| Garlic | 166,662 | 838.42 | 20,122.01 | 24.00 | | |
| Taro / 'Godere' | * | * | * | * | | |
| Sweet potatoes | 6,456 | 100.98 | 585.68 | 5.80 | | |
| <u>Fruit crops</u> | 27,020 | 435.02 | 44,513.65 | | | |
| Avocados | 2,594 | 2.68 | * | * | | |
| Bananas | 8,216 | 138.80 | 8,244.65 | 59.40 | | |
| Guavas | 3,841 | 25.35 | 697.21 | 27.50 | | |
| Lemons | 11,032 | 45.66 | 8,592.96 | 188.19 | | |
| Mangoes | 3,418 | 24.00 | 2,721.75 | 113.41 | | |
| Oranges | 3,339 | 22.65 | 3,732.21 | 164.78 | | |
| Papayas | 10,153 | 175.88 | 20,524.88 | 116.70 | | |
| Pineapples | * | * | * | * | | |
| Chat | 18,818 | 269.30 | 2,262.09 | 8.40 | | |
| Coffee | 38,621 | 1,785.81 | 12,679.23 | 7.10 | | |
| Hops | 155,320 | 2,525.93 | 34,100.04 | 13.50 | | |
| Sugar cane | 7,107 | 433.09 | 436,817.24 | 1,008.61 | | |

Table 9.8 - Area, Production and Yield of Crops for Private Peasant Holdings
for Meher Season 2005/2006 (1998 E.C)

Waghemra

| Crop | Number of holders | Area in hectare | Production in quintal | Average yield (qt / ha) | Non - extension yield (qt / ha) | Extension yield (qt / ha) |
|--------------------|-------------------|-----------------|-----------------------|-------------------------|---------------------------------|---------------------------|
| Grain | 77,637 | 96,342.82 | 1,117,813.48 | | | |
| <u>Cereals</u> | 76,326 | 78,160.49 | 931,633.55 | | | |
| Teff | 56,572 | 23,864.71 | 232,596.08 | 9.75 | 9.49 | 15.96 |
| Barley | 51,716 | 16,395.11 | 187,726.86 | 11.45 | 11.45 | - |
| Wheat | 32,677 | 8,336.65 | 95,899.00 | 11.50 | 11.00 | 17.77 |
| Maize | 49,560 | 2,172.96 | 24,490.02 | 11.27 | 11.27 | - |
| Sorghum | 51,217 | 26,813.10 | 386,360.72 | 14.41 | 14.41 | - |
| Finger millet | 3,497 | 495.56 | 4,560.87 | 9.20 | 9.20 | - |
| Oats / 'Aja' | 163 | 82.40 | * | * | | |
| Rice | * | * | * | * | | |
| <u>Pulses</u> | 52,948 | 14,886.16 | 159,064.56 | | | |
| Faba beans | 34,672 | 7,819.49 | 92,170.51 | 11.79 | | |
| Field peas | 14,405 | 2,579.28 | 28,262.95 | 10.96 | | |
| Haricot beans | 11,838 | 1,381.88 | 12,522.58 | 9.06 | | |
| Chick-peas | 3,209 | 687.48 | 7,007.84 | 10.19 | | |
| Lentils | 16,229 | 2,398.18 | 18,943.91 | 7.90 | | |
| Grass peas | 164 | 0.55 | * | * | | |
| Soya beans | * | * | * | * | | |
| Fenugreek | 2,575 | 19.30 | 156.77 | 8.12 | | |
| Gibto | * | * | * | * | | |
| <u>Oilseeds</u> | 34,344 | 3,296.17 | 27,115.36 | | | |
| Neug | 4,673 | 314.10 | 1,749.60 | 5.57 | | |
| Linseed | 24,627 | 1,692.24 | 9,268.60 | 5.48 | | |
| Groundnuts | * | * | * | * | | |
| Safflower | 13,858 | 727.97 | 7,711.19 | 10.59 | | |
| Sesame | 3,013 | 558.27 | 8,378.86 | 15.01 | | |
| Rape seed | 573 | 3.59 | 7.11 | 1.98 | | |
| <u>Vegetables</u> | 4,487 | 49.86 | 1,129.21 | | | |
| Lettuce | * | * | * | * | | |
| Head cabbage | 727 | 1.94 | 231.26 | 119.21 | | |
| Ethiopian cabbage | 126 | 0.20 | * | * | | |
| Tomatoes | 1,163 | 3.24 | 437.58 | 135.06 | | |
| Green peppers | 1,129 | 9.43 | 460.38 | 48.82 | | |
| Red peppers | 2,943 | 34.74 | * | * | | |
| Swiss chard | 154 | 0.29 | * | * | | |
| <u>Root crops</u> | 12,827 | 108.83 | 8,339.89 | | | |
| Beetroot | 280 | 0.21 | 6.74 | 32.10 | | |
| Carrot | * | * | * | * | | |
| Onion | 863 | 8.83 | 1,093.60 | 123.85 | | |
| Potatoes | 6,015 | 61.93 | * | * | | |
| Garlic | 9,110 | 32.00 | 3,792.32 | 118.51 | | |
| Taro / 'Godere' | * | * | * | * | | |
| Sweet potatoes | 161 | 5.86 | 3,447.22 | 588.26 | | |
| <u>Fruit crops</u> | 2,662 | 15.46 | 1,211.55 | | | |
| Avocados | * | * | * | * | | |
| Bananas | 1,948 | 10.15 | 1,026.79 | 101.16 | | |
| Guavas | 272 | 0.71 | 19.20 | 27.04 | | |
| Lemons | 156 | 0.28 | 5.73 | 20.46 | | |
| Mangoes | 156 | 0.15 | * | * | | |
| Oranges | 126 | 0.35 | * | * | | |
| Papayas | 988 | 3.82 | 159.82 | 41.84 | | |
| Pineapples | * | * | * | * | | |
| Chat | * | * | * | * | | |
| Coffee | 890 | 1.33 | 2.25 | 1.69 | | |
| Hops | 4,025 | 14.31 | 67.24 | 4.70 | | |
| Sugar cane | 277 | 7.89 | * | * | | |

Table 6.9 - Area, Production and Yield of Crops for Private Peasant Holdings
for Meher Season 2005/2006 (1998 E.C)

Aw

| Crop | Number of holders | Area in hectare | Production in quintal | Average yield (qt / ha) | Non - extension yield (qt / ha) | Extension yield (qt / ha) |
|--------------------|-------------------|-----------------|-----------------------|-------------------------|---------------------------------|---------------------------|
| Grain | 166,358 | 254,105.20 | 2,942,547.26 | | | |
| <u>Cereals</u> | 165,992 | 211,562.39 | 2,706,035.49 | | | |
| Teff | 117,802 | 79,654.59 | 584,563.04 | 7.34 | 7.12 | 10.90 |
| Barley | 55,946 | 16,258.11 | 129,259.66 | 7.95 | 8.13 | 9.91 |
| Wheat | 38,063 | 11,308.49 | 109,133.26 | 9.65 | 9.86 | 13.26 |
| Maize | 154,535 | 52,687.55 | 1,322,867.62 | 25.11 | 20.09 | 32.11 |
| Sorghum | 5,018 | 1,744.86 | 18,562.82 | 10.64 | 10.54 | - |
| Finger millet | 74,057 | 49,821.20 | 541,088.55 | 10.86 | 9.84 | 15.90 |
| Oats / 'Aja' | 1,195 | 87.58 | 560.54 | 6.40 | | |
| Rice | * | * | * | * | | |
| <u>Pulses</u> | 48,757 | 13,250.08 | 105,796.74 | | | |
| Faba beans | 18,967 | 2,759.18 | 26,600.58 | 9.64 | | |
| Field peas | 10,015 | 1,671.58 | 8,718.41 | 5.22 | | |
| Haricot beans | 5,519 | 2,218.58 | 16,630.65 | 7.50 | | |
| Chick-peas | 3,184 | 1,293.60 | 7,394.00 | 5.72 | | |
| Lentils | * | * | * | * | | |
| Grass peas | 1,871 | 642.37 | 6,311.09 | 9.82 | | |
| Soya beans | 503 | 4.46 | 3.81 | 0.85 | | |
| Fenugreek | 5,271 | 27.71 | 121.97 | 4.40 | | |
| Gibto | 18,725 | 4,632.60 | 40,016.23 | 8.64 | | |
| <u>Oilseeds</u> | 77,369 | 29,292.74 | 130,715.03 | | | |
| Neug | 49,852 | 23,476.41 | 85,427.64 | 3.64 | | |
| Linseed | 6,344 | 804.67 | 1,750.73 | 2.18 | | |
| Groundnuts | 6,596 | 1,036.29 | 13,396.68 | 12.93 | | |
| Safflower | 558 | 13.32 | * | * | | |
| Sesame | 6,557 | 2,124.58 | 10,329.74 | 4.86 | | |
| Rape seed | 27,800 | 1,837.48 | 19,810.25 | 10.78 | | |
| <u>Vegetables</u> | 83,340 | 3,637.99 | 48,001.03 | | | |
| Lettuce | 266 | 0.08 | * | * | | |
| Head cabbage | 2,113 | 30.86 | 3,455.92 | 111.99 | | |
| Ethiopian cabbage | 8,471 | 37.92 | 3,223.45 | 85.01 | | |
| Tomatoes | 4,835 | 51.84 | 8,091.74 | 156.09 | | |
| Green peppers | 4,682 | 35.10 | 1,891.73 | 53.90 | | |
| Red peppers | 72,764 | 3,482.02 | 31,338.20 | 9.00 | | |
| Swiss chard | 249 | 0.18 | * | * | | |
| <u>Root crops</u> | 85,118 | 4,544.32 | 27,418.32 | | | |
| Beetroot | 1,530 | 1.67 | 52.43 | 31.40 | | |
| Carrot | 1,297 | 2.69 | 51.17 | 19.02 | | |
| Onion | 9,686 | 301.33 | 1,808.01 | 6.00 | | |
| Potatoes | 52,565 | 3,890.70 | 12,839.30 | 3.30 | | |
| Garlic | 40,292 | 243.54 | 11,957.64 | 49.10 | | |
| Taro / 'Godere' | * | * | * | * | | |
| Sweet potatoes | 8,084 | 104.38 | 709.77 | 6.80 | | |
| <u>Fruit crops</u> | 28,082 | 408.73 | 24,181.65 | | | |
| Avocados | 1,304 | 26.08 | 2,055.44 | 78.81 | | |
| Bananas | 9,858 | 74.02 | 1,976.43 | 26.70 | | |
| Guavas | 713 | 3.32 | * | * | | |
| Lemons | 7,563 | 25.12 | 5,383.72 | 214.32 | | |
| Mangoes | 5,680 | 38.39 | * | * | | |
| Oranges | 13,381 | 217.27 | 6,887.38 | 31.70 | | |
| Papayas | 7,006 | 23.95 | 7,878.67 | 328.96 | | |
| Pineapples | 242 | 0.56 | * | * | | |
| Chat | 2,536 | 9.84 | * | * | | |
| Coffee | 28,255 | 559.67 | 1,511.12 | 2.70 | | |
| Hops | 64,642 | 828.30 | 6,129.37 | 7.40 | | |
| Sugar cane | 13,658 | 215.94 | 189,661.55 | 878.31 | | |

Table 6.10 - Area, Production and Yield of Crops for Private Peasant Holdings
for Meher Season 2005/2006 (1998 E.C)

Oromia Zone

| Crop | Number of holders | Area in hectare | Production in quintal | Average yield (qt / ha) | Non - extension yield (qt / ha) | Extension yield (qt / ha) |
|--------------------|-------------------|-----------------|-----------------------|-------------------------|---------------------------------|---------------------------|
| Grain | 75,541 | 54,220.56 | 763,283.32 | | | |
| <u>Cereals</u> | 74,962 | 47,872.97 | 698,054.59 | | | |
| Teff | 25,300 | 6,696.76 | 80,070.37 | 11.96 | 11.70 | 13.63 |
| Barley | 5,849 | 346.25 | 3,905.05 | 11.28 | 11.28 | - |
| Wheat | 756 | 42.00 | 207.62 | 4.94 | 4.94 | - |
| Maize | 49,692 | 4,919.24 | 82,915.33 | 16.86 | 16.86 | - |
| Sorghum | 65,222 | 35,599.11 | 528,730.42 | 14.85 | 14.85 | - |
| Finger millet | 2,929 | 255.16 | 2,108.48 | 8.26 | 8.26 | - |
| Oats / 'Aja' | 282 | 14.44 | 117.32 | 8.12 | | |
| Rice | * | * | * | * | | |
| <u>Pulses</u> | 20,631 | 2,091.14 | 22,602.70 | | | |
| Faba beans | 1,977 | 206.55 | 3,222.18 | 15.60 | | |
| Field peas | 3,597 | 342.76 | 3,869.86 | 11.29 | | |
| Haricot beans | 13,839 | 986.14 | 10,024.71 | 10.17 | | |
| Chick-peas | 2,819 | 489.81 | 5,094.02 | 10.40 | | |
| Lentils | 2,084 | 64.88 | 391.93 | 6.04 | | |
| Grass peas | * | * | * | * | | |
| Soya beans | * | * | * | * | | |
| Fenugreek | 421 | 1.00 | * | * | | |
| Gibto | * | * | * | * | | |
| <u>Oilseeds</u> | 35,990 | 4,256.45 | 42,626.03 | | | |
| Neug | 4,303 | 226.20 | 1,545.39 | 6.83 | | |
| Linseed | 3,263 | 55.71 | 98.09 | 1.76 | | |
| Groundnuts | 849 | 34.55 | 148.60 | 4.30 | | |
| Safflower | 8,819 | 252.21 | 2,815.78 | 11.16 | | |
| Sesame | 29,438 | 3,604.84 | 37,789.53 | 10.48 | | |
| Rape seed | 1,503 | 82.95 | 228.64 | 2.76 | | |
| <u>Vegetables</u> | 32,604 | 1,048.55 | 25,402.22 | | | |
| Lettuce | * | * | * | * | | |
| Head cabbage | 152 | 0.09 | * | * | | |
| Ethiopian cabbage | 1,335 | 9.36 | 767.83 | 82.03 | | |
| Tomatoes | 781 | 14.10 | 1,864.50 | 132.23 | | |
| Green peppers | 3,870 | 61.46 | 608.42 | 9.90 | | |
| Red peppers | 28,727 | 963.54 | 22,161.47 | 23.00 | | |
| Swiss chard | * | * | * | * | | |
| <u>Root crops</u> | 3,136 | 27.20 | 1,724.45 | | | |
| Beetroot | * | * | * | * | | |
| Carrot | * | * | * | * | | |
| Onion | 1,660 | 12.25 | 293.97 | 24.00 | | |
| Potatoes | 157 | 0.37 | 20.46 | 55.30 | | |
| Garlic | 1,676 | 11.79 | 1,037.14 | 87.97 | | |
| Taro / 'Godere' | * | * | * | * | | |
| Sweet potatoes | 251 | 2.80 | 372.88 | 133.17 | | |
| <u>Fruit crops</u> | 23,250 | 200.22 | 9,650.87 | | | |
| Avocados | 462 | 10.54 | * | * | | |
| Bananas | 3,087 | 47.91 | 1,811.01 | 37.80 | | |
| Guavas | 7,242 | 29.38 | 828.42 | 28.20 | | |
| Lemons | 4,940 | 14.46 | 1,190.01 | 82.30 | | |
| Mangoes | 3,065 | 20.77 | * | * | | |
| Oranges | 3,217 | 27.61 | 2,164.85 | 78.41 | | |
| Papayas | 12,785 | 49.55 | 3,656.58 | 73.80 | | |
| Pineapples | * | * | * | * | | |
| Chat | 13,858 | 884.51 | 7,872.18 | 8.90 | | |
| Coffee | 9,190 | 251.09 | 903.92 | 3.60 | | |
| Hops | 457 | 1.75 | 20.67 | 11.81 | | |
| Sugar cane | 1,343 | 30.93 | 29,091.18 | 940.55 | | |

Table 7 - Area, Production and Yield of Crops for Private Peasant Holdings
for Meher Season 2005/2006 (1998 E.C)

Oromia Region

| Crop | Number of holders | Area in hectare | Production in quintal | Average yield (qt / ha) | Non - extension yield (qt / ha) | Extension yield (qt / ha) |
|--------------------|-------------------|-----------------|-----------------------|-------------------------|---------------------------------|---------------------------|
| Grain | 4,627,073 | 4,720,122.67 | 67,727,140.70 | | | |
| <u>Cereals</u> | 4,536,344 | 3,835,234.80 | 60,285,657.13 | | | |
| Teff | 1,966,059 | 985,665.52 | 10,224,519.76 | 10.37 | 10.25 | 12.01 |
| Barley | 1,499,084 | 514,377.35 | 6,929,575.11 | 13.47 | 12.91 | 18.87 |
| Wheat | 1,829,680 | 816,572.28 | 13,177,060.79 | 16.14 | 15.54 | 20.15 |
| Maize | 3,186,353 | 858,096.17 | 20,317,484.29 | 23.68 | 21.07 | 31.40 |
| Sorghum | 1,832,137 | 542,045.77 | 8,176,428.91 | 15.08 | 14.90 | 17.31 |
| Finger millet | 395,500 | 83,577.50 | 1,141,465.24 | 13.66 | 13.42 | 18.04 |
| Oats / 'Aja' | 222,903 | 34,794.57 | 317,983.37 | 9.14 | | |
| Rice | 1,518 | 105.64 | 1,139.65 | 10.79 | | |
| <u>Pulses</u> | 2,239,888 | 487,974.92 | 5,010,422.88 | | | |
| Faba beans | 1,125,775 | 170,873.42 | 1,995,774.01 | 11.68 | | |
| Field peas | 485,674 | 92,857.59 | 711,166.29 | 7.66 | | |
| Haricot beans | 854,800 | 85,169.69 | 783,903.40 | 9.20 | | |
| Chick-peas | 224,880 | 59,060.11 | 689,229.47 | 11.67 | | |
| Lentils | 235,235 | 28,583.71 | 207,208.30 | 7.25 | | |
| Grass peas | 206,156 | 44,582.26 | 563,321.55 | 12.64 | | |
| Soya beans | 18,141 | 2,509.52 | 34,542.77 | 13.76 | | |
| Fenugreek | 162,962 | 4,338.62 | 25,277.08 | 5.83 | | |
| Gibto | * | * | * | * | | |
| <u>Oilseeds</u> | 1,314,382 | 396,912.95 | 2,431,060.70 | | | |
| Neug | 417,364 | 144,965.17 | 737,942.38 | 5.09 | | |
| Linseed | 584,097 | 157,345.16 | 1,001,867.08 | 6.37 | | |
| Groundnuts | 152,536 | 27,588.37 | 251,902.66 | 9.13 | | |
| Safflower | 25,907 | 1,834.84 | 8,999.51 | 4.90 | | |
| Sesame | 210,010 | 57,744.67 | 369,979.19 | 6.41 | | |
| Rape seed | 134,160 | 7,434.74 | 60,369.88 | 8.12 | | |
| <u>Vegetables</u> | 1,782,045 | 51,858.21 | 1,777,206.64 | | | |
| Lettuce | 15,636 | 214.55 | 18,497.70 | 86.22 | | |
| Head cabbage | 101,236 | 990.07 | 90,678.08 | 91.59 | | |
| Ethiopian cabbage | 960,502 | 8,492.80 | 641,818.84 | 75.57 | | |
| Tomatoes | 50,860 | 3,657.05 | 282,481.25 | 77.24 | | |
| Green peppers | 499,553 | 4,386.35 | 257,910.17 | 58.80 | | |
| Red peppers | 517,258 | 34,085.92 | 485,820.59 | 14.25 | | |
| Swiss chard | 16,105 | 31.47 | * | * | | |
| <u>Root crops</u> | 1,735,247 | 66,173.60 | 4,808,571.96 | | | |
| Beetroot | 145,819 | 1,193.04 | 144,165.08 | 120.84 | | |
| Carrot | 58,527 | 511.89 | 45,795.10 | 89.46 | | |
| Onion | 324,107 | 9,452.26 | 871,696.87 | 92.22 | | |
| Potatoes | 336,323 | 24,924.27 | 1,874,780.11 | 75.22 | | |
| Garlic | 664,207 | 5,193.16 | 627,462.40 | 120.82 | | |
| Taro / 'Godere' | 260,949 | 6,730.31 | 388,722.10 | 57.76 | | |
| Sweet potatoes | 489,101 | 18,168.67 | 855,950.31 | 47.11 | | |
| <u>Fruit crops</u> | 892,729 | 14,575.50 | 1,556,114.79 | | | |
| Avocados | 79,556 | 664.25 | 51,184.64 | 77.06 | | |
| Bananas | 574,704 | 8,339.41 | 642,393.26 | 77.03 | | |
| Guavas | 100,327 | 456.66 | 8,936.68 | 19.57 | | |
| Lemons | 34,392 | 96.96 | 5,673.84 | 58.52 | | |
| Mangoes | 235,299 | 2,347.11 | 237,921.44 | 101.37 | | |
| Oranges | 140,874 | 1,206.59 | 227,991.41 | 188.96 | | |
| Papayas | 177,682 | 1,438.54 | 380,353.01 | 264.40 | | |
| Pineapples | 5,028 | * | * | * | | |
| Chat | 1,142,617 | 96,754.06 | 915,146.80 | 9.46 | | |
| Coffee | 1,098,476 | 164,651.99 | 1,152,631.76 | 7.00 | | |
| Hops | 428,372 | 4,769.98 | 49,374.24 | 10.35 | | |
| Sugar cane | 264,675 | 6,301.35 | 3,824,613.91 | 606.95 | | |

Table 7.1 - Area, Production and Yield of Crops for Private Peasant Holdings
for Meher Season 2005/2006 (1998 E.C)

West Welega

| Crop | Number of holders | Area in hectare | Production in quintal | Average yield (qt / ha) | Non - extension yield (qt / ha) | Extension yield (qt / ha) |
|--------------------|-------------------|-----------------|-----------------------|-------------------------|---------------------------------|---------------------------|
| Grain | 397,176 | 345,066.60 | 5,534,826.86 | | | |
| <u>Cereals</u> | 394,203 | 280,000.62 | 5,101,664.58 | | | |
| Teff | 144,897 | 40,854.37 | 364,532.57 | 8.92 | 9.05 | 13.80 |
| Barley | 79,595 | 4,844.59 | 43,713.32 | 9.02 | 9.02 | - |
| Wheat | 86,924 | 12,203.99 | 153,980.38 | 12.62 | 12.65 | - |
| Maize | 370,400 | 111,729.01 | 2,792,725.20 | 25.00 | 21.79 | 34.58 |
| Sorghum | 286,746 | 68,616.63 | 1,145,952.04 | 16.70 | 16.56 | - |
| Finger millet | 191,185 | 41,710.16 | 600,317.14 | 14.39 | 14.08 | 19.32 |
| Oats / 'Aja' | 2,859 | 41.82 | 443.95 | 10.62 | | |
| Rice | 19 | 0.05 | * | * | | |
| <u>Pulses</u> | 223,047 | 27,100.56 | 263,558.75 | | | |
| Faba beans | 98,072 | 9,769.89 | 122,939.31 | 12.58 | | |
| Field peas | 47,995 | 3,634.63 | 27,080.75 | 7.45 | | |
| Haricot beans | 164,933 | 10,345.50 | 89,589.96 | 8.66 | | |
| Chick-peas | 25,085 | 2,838.84 | 20,867.05 | 7.35 | | |
| Lentils | 1,856 | 86.87 | 529.89 | 6.10 | | |
| Grass peas | 9,788 | 181.27 | 1,177.28 | 6.49 | | |
| Soya beans | 1,635 | 42.87 | 492.41 | 11.49 | | |
| Fenugreek | 15,020 | 200.70 | 882.11 | 4.40 | | |
| Gibto | * | * | * | * | | |
| <u>Oilseeds</u> | 162,456 | 37,965.42 | 169,603.54 | | | |
| Neug | 97,491 | 23,504.88 | 110,732.92 | 4.71 | | |
| Linseed | 16,453 | 344.79 | 744.44 | 2.16 | | |
| Groundnuts | 6,645 | 147.42 | 1,444.78 | 9.80 | | |
| Safflower | 2,383 | 133.01 | * | * | | |
| Sesame | 59,477 | 13,067.49 | 51,057.48 | 3.91 | | |
| Rape seed | 17,675 | 767.83 | 5,623.92 | 7.32 | | |
| <u>Vegetables</u> | 157,360 | 2,839.57 | 33,189.81 | | | |
| Lettuce | 683 | 2.08 | * | * | | |
| Head cabbage | 8,641 | 31.41 | 3,737.22 | 118.98 | | |
| Ethiopian cabbage | 25,924 | 126.90 | 7,525.37 | 59.30 | | |
| Tomatoes | 958 | 3.33 | 36.66 | 11.01 | | |
| Green peppers | 35,078 | 365.37 | 1,096.14 | 3.00 | | |
| Red peppers | 107,628 | 2,310.48 | 20,794.41 | 9.00 | | |
| Swiss chard | 342 | * | * | * | | |
| <u>Root crops</u> | 161,856 | 3,493.66 | 203,906.09 | | | |
| Beetroot | 6,360 | 16.95 | 2,203.52 | 130.00 | | |
| Carrot | 7,864 | 18.78 | 1,443.83 | 76.88 | | |
| Onion | 1,641 | 9.06 | 679.73 | 75.03 | | |
| Potatoes | 8,772 | 295.58 | 16,167.98 | 54.70 | | |
| Garlic | 32,286 | 92.31 | 6,664.95 | 72.20 | | |
| Taro / 'Godere' | 26,125 | 184.01 | 16,211.00 | 88.10 | | |
| Sweet potatoes | 114,150 | 2,876.97 | 160,535.09 | 55.80 | | |
| <u>Fruit crops</u> | 180,297 | 3,384.96 | 354,422.73 | | | |
| Avocados | 18,587 | 181.14 | 15,813.79 | 87.30 | | |
| Bananas | 145,906 | 2,110.19 | 195,192.38 | 92.50 | | |
| Guavas | 2,122 | 11.57 | 242.90 | 20.99 | | |
| Lemons | 1,027 | 6.43 | 612.16 | 95.20 | | |
| Mangoes | 58,135 | 704.32 | 89,378.23 | 126.90 | | |
| Oranges | 24,904 | 305.48 | 38,338.04 | 125.50 | | |
| Papayas | 12,205 | 65.83 | 14,845.23 | 225.51 | | |
| Pineapples | * | * | * | * | | |
| Chat | 59,003 | 2,038.80 | 17,125.95 | 8.40 | | |
| Coffee | 261,629 | 54,786.63 | 345,155.66 | 6.30 | | |
| Hops | 40,878 | 315.54 | 3,407.84 | 10.80 | | |
| Sugar cane | 9,976 | 317.93 | 181,921.18 | 572.21 | | |

Table 7.2 - Area, Production and Yield of Crops for Private Peasant Holdings
for Meher Season 2005/2006 (1998 E.C)

East Welega

| Crop | Number of holders | Area in hectare | Production in quintal | Average yield (qt / ha) | Non - extension yield (qt / ha) | Extension yield (qt / ha) |
|--------------------|-------------------|-----------------|-----------------------|-------------------------|---------------------------------|---------------------------|
| Grain | 306,785 | 443,508.16 | 6,378,748.13 | | | |
| <u>Cereals</u> | 302,420 | 322,748.78 | 5,644,599.32 | | | |
| Teff | 166,367 | 101,731.44 | 979,065.67 | 9.62 | 9.29 | 12.25 |
| Barley | 66,996 | 16,682.52 | 188,036.84 | 11.27 | 11.30 | 16.91 |
| Wheat | 110,896 | 38,473.42 | 637,646.17 | 16.57 | 15.98 | 19.89 |
| Maize | 274,592 | 109,482.61 | 2,906,448.11 | 26.55 | 21.55 | 37.49 |
| Sorghum | 110,566 | 34,322.94 | 672,551.43 | 19.59 | 18.57 | - |
| Finger millet | 66,612 | 21,801.78 | 259,295.60 | 11.89 | 11.64 | 16.48 |
| Oats / 'Aja' | 5,287 | 202.19 | 1,120.64 | 5.54 | | |
| Rice | 719 | 51.88 | 434.85 | 8.38 | | |
| <u>Pulses</u> | 127,502 | 21,328.24 | 202,855.04 | | | |
| Faba beans | 99,529 | 13,560.99 | 130,469.46 | 9.62 | | |
| Field peas | 31,824 | 5,401.46 | 48,067.45 | 8.90 | | |
| Haricot beans | 14,334 | 1,368.69 | 13,625.06 | 9.95 | | |
| Chick-peas | 2,619 | 182.94 | 376.91 | 2.06 | | |
| Lentils | 1,196 | 44.51 | 208.72 | 4.69 | | |
| Grass peas | 19 | 0.70 | * | * | | |
| Soya beans | 1,004 | 584.79 | 9,797.86 | 16.75 | | |
| Fenugreek | 15,566 | 184.15 | 309.60 | 1.68 | | |
| Gibto | * | * | * | * | | |
| <u>Oilseeds</u> | 195,865 | 99,431.15 | 531,293.76 | | | |
| Neug | 140,211 | 68,760.07 | 312,047.75 | 4.54 | | |
| Linseed | 7,928 | 642.66 | 1,809.43 | 2.82 | | |
| Groundnuts | 15,899 | 2,469.87 | 29,425.48 | 11.91 | | |
| Safflower | 4,451 | 324.77 | 1,534.76 | 4.73 | | |
| Sesame | 59,467 | 26,498.92 | 182,532.30 | 6.89 | | |
| Rape seed | 14,420 | 734.85 | 3,944.04 | 5.37 | | |
| <u>Vegetables</u> | 114,155 | 2,094.28 | 55,170.88 | | | |
| Lettuce | 69 | 0.11 | * | * | | |
| Head cabbage | 4,008 | 13.40 | * | * | | |
| Ethiopian cabbage | 5,896 | 55.99 | 5,755.44 | 102.79 | | |
| Tomatoes | 278 | 0.25 | * | * | | |
| Green peppers | 47,037 | 325.65 | 34,127.72 | 104.80 | | |
| Red peppers | 63,303 | 1,698.63 | 15,287.71 | 9.00 | | |
| Swiss chard | 78 | 0.26 | * | * | | |
| <u>Root crops</u> | 118,490 | 1,292.18 | 122,420.22 | | | |
| Beetroot | 17,503 | 45.43 | 3,357.10 | 73.90 | | |
| Carrot | 8,270 | 17.38 | 2,102.70 | 120.98 | | |
| Onion | 19,771 | 97.32 | 9,030.86 | 92.80 | | |
| Potatoes | 13,194 | 538.83 | 31,306.08 | 58.10 | | |
| Garlic | 88,293 | 388.87 | 57,007.83 | 146.60 | | |
| Taro / 'Godere' | 1,909 | 7.97 | 427.73 | 53.67 | | |
| Sweet potatoes | 12,514 | 196.40 | 19,187.93 | 97.70 | | |
| <u>Fruit crops</u> | 54,883 | 810.39 | 76,527.65 | | | |
| Avocados | 21 | * | * | * | | |
| Bananas | 32,564 | 300.56 | 11,962.43 | 39.80 | | |
| Guavas | * | * | * | * | | |
| Lemons | 3,130 | 6.22 | 771.32 | 124.01 | | |
| Mangoes | 24,361 | 478.25 | 54,950.94 | 114.90 | | |
| Oranges | 1,006 | 10.59 | 2,504.54 | 236.50 | | |
| Papayas | 5,129 | 14.78 | 6,338.42 | 428.85 | | |
| Pineapples | * | * | * | * | | |
| Chat | 29,628 | 1,428.69 | 17,715.80 | 12.40 | | |
| Coffee | 31,089 | 2,017.88 | 11,905.47 | 5.90 | | |
| Hops | 70,348 | 908.70 | 16,174.84 | 17.80 | | |
| Sugar cane | 3,525 | 151.01 | * | * | | |

Table 7.3 - Area, Production and Yield of Crops for Private Peasant Holdings
for Meher Season 2005/2006 (1998 E.C)

Illubabor

| Crop | Number of holders | Area in hectare | Production in quintal | Average yield (qt / ha) | Non - extension yield (qt / ha) | Extension yield (qt / ha) |
|--------------------|-------------------|-----------------|-----------------------|-------------------------|---------------------------------|---------------------------|
| Grain | 252,548 | 235,947.52 | 3,214,780.03 | | | |
| <u>Cereals</u> | 251,313 | 199,591.25 | 2,954,324.39 | | | |
| Teff | 142,252 | 65,253.10 | 616,168.16 | 9.44 | 9.28 | 12.80 |
| Barley | 45,839 | 5,511.96 | 44,077.84 | 8.00 | 8.01 | - |
| Wheat | 55,277 | 11,452.38 | 65,019.38 | 5.68 | 5.93 | 24.99 |
| Maize | 219,517 | 70,124.19 | 1,455,320.37 | 20.75 | 19.06 | 26.85 |
| Sorghum | 154,531 | 38,792.03 | 633,157.94 | 16.32 | 15.83 | - |
| Finger millet | 45,659 | 8,380.34 | 139,837.07 | 16.69 | 16.71 | - |
| Oats / 'Aja' | 1,216 | 23.54 | 38.84 | 1.65 | | |
| Rice | 781 | 53.71 | 704.80 | 13.12 | | |
| <u>Pulses</u> | 138,037 | 18,778.61 | 148,070.81 | | | |
| Faba beans | 60,560 | 6,275.26 | 53,987.94 | 8.60 | | |
| Field peas | 29,051 | 5,175.36 | 34,028.89 | 6.58 | | |
| Haricot beans | 81,098 | 4,053.82 | 28,934.88 | 7.14 | | |
| Chick-peas | 13,582 | 2,316.45 | 25,633.83 | 11.07 | | |
| Lentils | 753 | 48.52 | * | * | | |
| Grass peas | 811 | 71.84 | 611.36 | 8.51 | | |
| Soya beans | 8,697 | 547.68 | 4,027.16 | 7.35 | | |
| Fenugreek | 13,451 | 289.68 | 846.77 | 2.92 | | |
| Gibto | * | * | * | * | | |
| <u>Oilseeds</u> | 68,559 | 17,577.66 | 112,384.84 | | | |
| Neug | 28,945 | 6,064.94 | 30,358.93 | 5.01 | | |
| Linseed | 13,018 | 706.52 | 2,561.96 | 3.63 | | |
| Groundnuts | 8,635 | 274.12 | 4,294.92 | 15.67 | | |
| Safflower | 814 | 3.45 | 2.39 | 0.69 | | |
| Sesame | 30,666 | 10,464.67 | 75,005.26 | 7.17 | | |
| Rape seed | 2,420 | 63.97 | 161.38 | 2.52 | | |
| <u>Vegetables</u> | 138,577 | 2,973.72 | 102,319.03 | | | |
| Lettuce | 33 | 0.05 | 1.80 | 36.00 | | |
| Head cabbage | 13,402 | 28.98 | 2,692.67 | 92.91 | | |
| Ethiopian cabbage | 58,282 | 251.08 | 22,270.61 | 88.70 | | |
| Tomatoes | 1,231 | 3.58 | 82.27 | 22.98 | | |
| Green peppers | 49,342 | 309.13 | 21,082.35 | 68.20 | | |
| Red peppers | 68,216 | 2,380.90 | 56,189.32 | 23.60 | | |
| Swiss chard | * | * | * | * | | |
| <u>Root crops</u> | 102,249 | 1,613.96 | 120,124.83 | | | |
| Beetroot | 19,044 | 37.35 | 3,070.53 | 82.21 | | |
| Carrot | 7,051 | 16.28 | 1,074.72 | 66.01 | | |
| Onion | 23,220 | 285.66 | 22,681.06 | 79.40 | | |
| Potatoes | 3,215 | 30.03 | 1,636.47 | 54.49 | | |
| Garlic | 29,096 | 112.54 | 9,340.73 | 83.00 | | |
| Taro / 'Godere' | 30,962 | 247.29 | 21,711.78 | 87.80 | | |
| Sweet potatoes | 36,417 | 884.81 | 60,609.54 | 68.50 | | |
| <u>Fruit crops</u> | 83,667 | 879.83 | 107,386.10 | | | |
| Avocados | 6,520 | 33.22 | 1,405.31 | 42.30 | | |
| Bananas | 51,955 | 538.77 | 31,302.35 | 58.10 | | |
| Guavas | 2,366 | 7.43 | 204.39 | 27.51 | | |
| Lemons | 2,295 | 17.73 | 1,898.45 | 107.08 | | |
| Mangoes | 21,428 | 112.63 | 14,404.95 | 127.90 | | |
| Oranges | 13,474 | 82.00 | 10,881.06 | 132.70 | | |
| Papayas | 22,055 | 88.05 | 47,289.60 | 537.08 | | |
| Pineapples | 16 | 0.02 | * | * | | |
| Chat | 74,322 | 2,356.52 | 20,030.47 | 8.50 | | |
| Coffee | 109,094 | 20,879.00 | 135,713.51 | 6.50 | | |
| Hops | 19,491 | 246.32 | 3,152.94 | 12.80 | | |
| Sugar cane | 29,107 | 254.33 | 166,712.46 | 655.50 | | |

Table 7.4 - Area, Production and Yield of Crops for Private Peasant Holdings
for Meher Season 2005/2006 (1998 E.C)

| Jimma | | | | | | |
|--------------------|-------------------|-----------------|-----------------------|-------------------------|---------------------------------|---------------------------|
| Crop | Number of holders | Area in hectare | Production in quintal | Average yield (qt / ha) | Non - extension yield (qt / ha) | Extension yield (qt / ha) |
| Grain | 498,756 | 434,109.28 | 5,567,016.00 | | | |
| <u>Cereals</u> | 495,276 | 375,262.35 | 5,107,618.52 | | | |
| Teff | 370,721 | 144,926.61 | 1,135,188.17 | 7.83 | 7.96 | 10.40 |
| Barley | 154,659 | 21,117.92 | 164,080.72 | 7.77 | 7.78 | 10.73 |
| Wheat | 158,410 | 32,883.77 | 357,686.91 | 10.88 | 10.90 | 25.00 |
| Maize | 347,715 | 110,206.20 | 2,586,777.68 | 23.47 | 21.72 | 25.90 |
| Sorghum | 263,069 | 58,842.16 | 785,161.29 | 13.34 | 13.32 | 17.50 |
| Finger millet | 32,863 | 5,979.42 | 65,307.16 | 10.92 | 10.92 | - |
| Oats / 'Aja' | 18,871 | 1,306.27 | 13,416.58 | 10.27 | | |
| Rice | * | * | * | * | | |
| <u>Pulses</u> | 208,822 | 35,436.26 | 312,329.21 | | | |
| Faba beans | 143,053 | 18,335.89 | 174,582.77 | 9.52 | | |
| Field peas | 72,451 | 14,369.65 | 123,355.28 | 8.58 | | |
| Haricot beans | 40,291 | 973.18 | 5,511.12 | 5.66 | | |
| Chick-peas | 15,000 | 972.23 | 5,988.60 | 6.16 | | |
| Lentils | 19,140 | 624.95 | 2,064.28 | 3.30 | | |
| Grass peas | * | * | * | * | | |
| Soya beans | 2,383 | 74.66 | 827.16 | 11.08 | | |
| Fenugreek | 3,230 | 85.70 | * | * | | |
| Gibto | * | * | * | * | | |
| <u>Oilseeds</u> | 127,597 | 23,410.66 | 147,068.27 | | | |
| Neug | 51,895 | 18,398.40 | 121,052.07 | 6.58 | | |
| Linseed | 72,676 | 2,891.11 | 9,276.09 | 3.21 | | |
| Groundnuts | 4,270 | 170.48 | 3,221.68 | 18.90 | | |
| Safflower | 27 | 0.04 | * | * | | |
| Sesame | 8,983 | 1,722.09 | 13,183.12 | 7.66 | | |
| Rape seed | 8,721 | 228.55 | 335.32 | 1.47 | | |
| <u>Vegetables</u> | 361,187 | 5,329.49 | 356,351.99 | | | |
| Lettuce | 448 | 0.13 | * | * | | |
| Head cabbage | 24,536 | 86.61 | 10,047.19 | 116.00 | | |
| Ethiopian cabbage | 304,023 | 2,307.55 | 264,906.41 | 114.80 | | |
| Tomatoes | 7,040 | 30.82 | 308.22 | 10.00 | | |
| Green peppers | 99,332 | 461.76 | 27,151.20 | 58.80 | | |
| Red peppers | 53,971 | 2,440.68 | 53,938.95 | 22.10 | | |
| Swiss chard | 924 | 1.95 | * | * | | |
| <u>Root crops</u> | 261,020 | 8,093.46 | 466,532.36 | | | |
| Beetroot | 20,344 | 119.19 | 15,376.10 | 129.00 | | |
| Carrot | 3,186 | 6.88 | 440.13 | 63.97 | | |
| Onion | 9,146 | 79.52 | 6,599.86 | 83.00 | | |
| Potatoes | 23,104 | 1,275.30 | 82,002.05 | 64.30 | | |
| Garlic | 53,139 | 164.04 | 13,795.65 | 84.10 | | |
| Taro / 'Godere' | 191,007 | 6,253.48 | 348,318.57 | 55.70 | | |
| Sweet potatoes | 25,358 | 195.05 | * | * | | |
| <u>Fruit crops</u> | 233,515 | 3,421.09 | 403,202.63 | | | |
| Avocados | 22,337 | 136.09 | 12,779.24 | 93.90 | | |
| Bananas | 168,650 | 2,107.34 | 185,867.18 | 88.20 | | |
| Guavas | 25,070 | 142.70 | 2,625.61 | 18.40 | | |
| Lemons | 6,094 | 11.17 | 107.20 | 9.60 | | |
| Mangoes | 65,970 | 315.19 | 37,822.87 | 120.00 | | |
| Oranges | 66,122 | 512.70 | 123,099.06 | 240.10 | | |
| Papayas | 62,309 | 174.17 | 39,240.96 | 225.30 | | |
| Pineapples | 4,621 | 21.73 | 1,660.50 | 76.42 | | |
| Chat | 273,153 | 8,516.22 | 103,898.00 | 12.20 | | |
| Coffee | 274,914 | 36,098.48 | 238,249.97 | 6.60 | | |
| Hops | 10,475 | 55.33 | 680.62 | 12.30 | | |
| Sugar cane | 129,733 | 1,363.28 | 1,174,465.55 | 861.50 | | |

Table 7.5 - Area, Production and Yield of Crops for Private Peasant Holdings
for Meher Season 2005/2006 (1998 E.C)

West Shewa

| Crop | Number of holders | Area in hectare | Production in quintal | Average yield (qt / ha) | Non - extension yield (qt / ha) | Extension yield (qt / ha) |
|--------------------|-------------------|-----------------|-----------------------|-------------------------|---------------------------------|---------------------------|
| Grain | 423,025 | 550,621.49 | 9,348,759.33 | | | |
| <u>Cereals</u> | 418,824 | 462,195.38 | 8,333,550.99 | | | |
| Teff | 201,692 | 117,680.56 | 1,581,343.64 | 13.44 | 13.27 | 14.11 |
| Barley | 186,251 | 86,761.68 | 1,390,139.66 | 16.02 | 15.08 | 16.16 |
| Wheat | 264,200 | 145,596.31 | 2,804,757.57 | 19.26 | 19.36 | 23.28 |
| Maize | 249,559 | 58,105.47 | 1,603,274.96 | 27.59 | 24.41 | 33.57 |
| Sorghum | 123,829 | 47,779.68 | 889,582.91 | 18.62 | 18.60 | 19.00 |
| Finger millet | 411 | 10.69 | 103.93 | 9.72 | 10.10 | - |
| Oats / 'Aja' | 35,648 | 6,260.97 | 64,348.31 | 10.28 | | |
| Rice | * | * | * | * | | |
| <u>Pulses</u> | 198,417 | 48,706.48 | 711,855.40 | | | |
| Faba beans | 157,895 | 26,861.15 | 402,034.92 | 14.97 | | |
| Field peas | 42,878 | 8,294.71 | 114,188.03 | 13.77 | | |
| Haricot beans | 8,925 | 93.78 | 964.01 | 10.28 | | |
| Chick-peas | 14,876 | 3,579.24 | 56,928.39 | 15.91 | | |
| Lentils | 18,878 | 2,043.96 | 18,709.46 | 9.15 | | |
| Grass peas | 25,443 | 6,484.19 | 98,438.16 | 15.18 | | |
| Soya beans | 3,519 | 1,226.69 | 19,136.39 | 15.60 | | |
| Fenugreek | 8,230 | 122.77 | 1,456.04 | 11.86 | | |
| Gibto | * | * | * | * | | |
| <u>Oilseeds</u> | 124,865 | 39,719.63 | 303,352.94 | | | |
| Neug | 38,151 | 13,248.36 | 92,487.83 | 6.98 | | |
| Linseed | 77,537 | 22,881.55 | 180,362.37 | 7.88 | | |
| Groundnuts | 411 | 0.32 | 0.07 | 0.22 | | |
| Safflower | 1,662 | 44.60 | 450.75 | 10.11 | | |
| Sesame | 5,410 | 2,356.89 | 18,613.43 | 7.90 | | |
| Rape seed | 23,093 | 1,187.91 | 11,438.49 | 9.63 | | |
| <u>Vegetables</u> | 190,478 | 3,425.97 | 100,065.62 | | | |
| Lettuce | 4,664 | 18.61 | * | * | | |
| Head cabbage | 12,799 | 67.36 | 7,072.60 | 105.00 | | |
| Ethiopian cabbage | 94,728 | 745.42 | 49,197.93 | 66.00 | | |
| Tomatoes | 787 | 52.39 | 4,107.18 | 78.40 | | |
| Green peppers | 71,949 | 753.09 | 39,687.91 | 52.70 | | |
| Red peppers | 49,990 | 1,781.55 | * | * | | |
| Swiss chard | 4,575 | 7.55 | * | * | | |
| <u>Root crops</u> | 206,263 | 4,413.44 | 323,853.98 | | | |
| Beetroot | 18,101 | 60.41 | 7,793.48 | 129.01 | | |
| Carrot | 6,923 | 13.41 | 2,328.16 | 173.61 | | |
| Onion | 53,283 | 238.71 | 17,354.21 | 72.70 | | |
| Potatoes | 48,666 | 2,763.17 | 177,948.33 | 64.40 | | |
| Garlic | 171,003 | 1,034.32 | 118,429.80 | 114.50 | | |
| Taro / 'Godere' | 1,227 | 2.11 | * | * | | |
| Sweet potatoes | 10,333 | 301.30 | * | * | | |
| <u>Fruit crops</u> | 24,378 | 235.21 | * | * | | |
| Avocados | 706 | 1.79 | * | * | | |
| Bananas | 10,121 | 115.43 | * | * | | |
| Guavas | 1,593 | 7.83 | * | * | | |
| Lemons | 4,824 | 10.98 | * | * | | |
| Mangoes | 11,252 | 86.65 | * | * | | |
| Oranges | 4,466 | 10.61 | * | * | | |
| Papayas | 1,972 | 1.91 | * | * | | |
| Pineapples | * | * | * | * | | |
| Chat | 17,155 | 453.79 | * | * | | |
| Coffee | 18,359 | 157.48 | * | * | | |
| Hops | 124,784 | 885.56 | 6,995.96 | 7.90 | | |
| Sugar cane | 10,808 | 325.42 | * | * | | |

Table 7.6 - Area, Production and Yield of Crops for Private Peasant Holdings
for Meher Season 2005/2006 (1998 E.C)

North Shewa

| Crop | Number of holders | Area in hectare | Production in quintal | Average yield (qt / ha) | Non - extension yield (qt / ha) | Extension yield (qt / ha) |
|--------------------|-------------------|-----------------|-----------------------|-------------------------|---------------------------------|---------------------------|
| Grain | 268,907 | 370,740.53 | 4,023,975.56 | | | |
| <u>Cereals</u> | 265,121 | 291,966.86 | 3,367,414.18 | | | |
| Teff | 165,220 | 95,414.57 | 892,180.50 | 9.35 | 9.24 | 13.40 |
| Barley | 116,917 | 81,061.61 | 884,305.50 | 10.91 | 10.65 | 15.48 |
| Wheat | 139,553 | 55,242.06 | 724,023.45 | 13.11 | 11.29 | 14.83 |
| Maize | 89,790 | 5,870.05 | 61,962.31 | 10.56 | 10.56 | - |
| Sorghum | 84,507 | 53,299.86 | 795,121.43 | 14.92 | 14.92 | - |
| Finger millet | 354 | 61.94 | * | * | 9.24 | - |
| Oats / 'Aja' | 9,428 | 1,016.78 | 9,821.00 | 9.66 | | |
| Rice | * | * | * | * | | |
| <u>Pulses</u> | 156,608 | 66,837.01 | 602,002.01 | | | |
| Faba beans | 117,939 | 35,380.29 | 340,934.67 | 9.64 | | |
| Field peas | 41,380 | 6,467.80 | 42,483.17 | 6.57 | | |
| Haricot beans | 1,907 | 73.00 | 544.48 | 7.46 | | |
| Chick-peas | 15,937 | 5,136.11 | 47,677.69 | 9.28 | | |
| Lentils | 46,130 | 9,514.62 | 43,276.58 | 4.55 | | |
| Grass peas | 39,578 | 9,793.61 | 125,430.04 | 12.81 | | |
| Soya beans | * | * | * | * | | |
| Fenugreek | 5,299 | 471.59 | 1,655.36 | 3.51 | | |
| Gibto | * | * | * | * | | |
| <u>Oilseeds</u> | 62,601 | 11,936.66 | 54,559.37 | | | |
| Neug | 16,308 | 2,688.07 | 10,615.33 | 3.95 | | |
| Linseed | 35,936 | 7,957.28 | 36,815.95 | 4.63 | | |
| Groundnuts | * | * | * | * | | |
| Safflower | 7,461 | 1,170.58 | 6,530.71 | 5.58 | | |
| Sesame | 615 | 69.36 | 363.03 | 5.23 | | |
| Rape seed | 5,911 | 51.36 | 234.34 | 4.56 | | |
| <u>Vegetables</u> | 75,829 | 446.41 | 40,314.55 | | | |
| Lettuce | 332 | 0.14 | * | * | | |
| Head cabbage | 759 | 0.37 | * | * | | |
| Ethiopian cabbage | 41,766 | 147.94 | 14,498.09 | 98.00 | | |
| Tomatoes | 359 | 0.38 | * | * | | |
| Green peppers | 28,653 | 224.51 | 22,451.38 | 100.00 | | |
| Red peppers | 5,171 | 70.40 | 3,365.07 | 47.80 | | |
| Swiss chard | 4,387 | 2.66 | * | * | | |
| <u>Root crops</u> | 101,378 | 895.46 | 115,270.66 | | | |
| Beetroot | 5,634 | 21.15 | 2,707.54 | 128.02 | | |
| Carrot | 2,219 | 31.38 | * | * | | |
| Onion | 6,772 | 212.81 | 28,516.97 | 134.00 | | |
| Potatoes | 3,231 | 54.31 | * | * | | |
| Garlic | 96,087 | 571.74 | 84,046.15 | 147.00 | | |
| Taro / 'Godere' | * | * | * | * | | |
| Sweet potatoes | 807 | 4.06 | * | * | | |
| <u>Fruit crops</u> | 9,440 | 515.95 | 6,707.48 | | | |
| Avocados | * | * | * | * | | |
| Bananas | 5,338 | 157.24 | 3,931.04 | 25.00 | | |
| Guavas | * | * | * | * | | |
| Lemons | 662 | 0.41 | 19.10 | 46.59 | | |
| Mangoes | 347 | 0.21 | * | * | | |
| Oranges | * | * | * | * | | |
| Papayas | 5,323 | 358.10 | 2,757.34 | 7.70 | | |
| Pineapples | * | * | * | * | | |
| Chat | 9,578 | 2,753.85 | 34,147.69 | 12.40 | | |
| Coffee | 3,752 | 69.40 | 562.14 | 8.10 | | |
| Hops | 30,041 | 181.55 | 2,142.26 | 11.80 | | |
| Sugar cane | 1,187 | 44.82 | 5,790.26 | 129.19 | | |

Table 7.7 - Area, Production and Yield of Crops for Private Peasant Holdings
for Meher Season 2005/2006 (1998 E.C)

East Shewa

| Crop | Number of holders | Area in hectare | Production in quintal | Average yield (qt / ha) | Non - extension yield (qt / ha) | Extension yield (qt / ha) |
|--------------------|-------------------|-----------------|-----------------------|-------------------------|---------------------------------|---------------------------|
| Grain | 399,055 | 495,951.36 | 9,062,147.21 | | | |
| <u>Cereals</u> | 391,062 | 416,683.12 | 8,315,908.81 | | | |
| Teff | 206,916 | 151,470.50 | 2,078,206.08 | 13.72 | 13.48 | 16.29 |
| Barley | 83,036 | 18,079.49 | 295,093.70 | 16.32 | 16.65 | 19.70 |
| Wheat | 159,626 | 88,265.30 | 1,748,304.72 | 19.81 | 19.21 | 24.85 |
| Maize | 287,205 | 139,373.25 | 3,894,270.28 | 27.94 | 26.23 | 31.30 |
| Sorghum | 84,694 | 13,626.49 | 236,875.02 | 17.38 | 17.42 | - |
| Finger millet | 35,435 | 3,897.63 | 61,130.58 | 15.68 | 15.57 | 16.34 |
| Oats / 'Aja' | 11,087 | 1,970.45 | 2,028.42 | 1.03 | | |
| Rice | * | * | * | * | | |
| <u>Pulses</u> | 213,601 | 77,451.82 | 739,050.78 | | | |
| Faba beans | 58,194 | 7,766.99 | 74,868.14 | 9.64 | | |
| Field peas | 39,610 | 10,865.52 | 50,143.32 | 4.61 | | |
| Haricot beans | 133,155 | 28,861.14 | 274,671.63 | 9.52 | | |
| Chick-peas | 38,474 | 15,722.91 | 177,613.35 | 11.30 | | |
| Lentils | 30,509 | 7,883.93 | 88,147.18 | 11.18 | | |
| Grass peas | 35,069 | 6,165.32 | 73,284.72 | 11.89 | | |
| Soya beans | * | * | * | * | | |
| Fenugreek | 6,384 | 186.01 | 322.43 | 1.73 | | |
| Gibto | * | * | * | * | | |
| <u>Oilseeds</u> | 34,225 | 1,816.42 | 7,187.62 | | | |
| Neug | 1,000 | 9.44 | * | * | | |
| Linseed | 9,244 | 642.56 | 2,268.22 | 3.53 | | |
| Groundnuts | * | * | * | * | | |
| Safflower | 2,659 | 66.52 | * | * | | |
| Sesame | 11,830 | 827.82 | 3,999.11 | 4.83 | | |
| Rape seed | 11,166 | 270.09 | 920.28 | 3.41 | | |
| <u>Vegetables</u> | 105,199 | 3,149.98 | 281,242.58 | | | |
| Lettuce | 769 | 0.94 | * | * | | |
| Head cabbage | 4,031 | 133.92 | 15,935.92 | 119.00 | | |
| Ethiopian cabbage | 68,383 | 862.93 | 84,049.78 | 97.40 | | |
| Tomatoes | 8,217 | 609.96 | 54,408.57 | 89.20 | | |
| Green peppers | 35,747 | 521.38 | 47,081.03 | 90.30 | | |
| Red peppers | 17,741 | 1,014.85 | 79,767.28 | 78.60 | | |
| Swiss chard | 1,248 | 5.99 | * | * | | |
| <u>Root crops</u> | 74,517 | 8,469.83 | 727,879.42 | | | |
| Beetroot | 5,509 | 219.67 | 28,557.64 | 130.00 | | |
| Carrot | 3,908 | 116.18 | 14,173.60 | 122.00 | | |
| Onion | 24,536 | 556.31 | 74,545.65 | 134.00 | | |
| Potatoes | 35,977 | 7,226.65 | 569,460.14 | 78.80 | | |
| Garlic | 22,350 | 174.28 | 21,435.94 | 123.00 | | |
| Taro / 'Godere' | * | * | * | * | | |
| Sweet potatoes | 2,784 | 176.74 | 19,706.45 | 111.50 | | |
| <u>Fruit crops</u> | 9,944 | 271.70 | 15,404.99 | | | |
| Avocados | 785 | 2.23 | 106.54 | 47.78 | | |
| Bananas | 5,624 | 231.94 | 13,313.15 | 57.40 | | |
| Guavas | 1,993 | 4.95 | 13.36 | 2.70 | | |
| Lemons | 1,077 | 2.10 | 2.52 | 1.20 | | |
| Mangoes | 2,006 | 7.62 | * | * | | |
| Oranges | 538 | 1.84 | 297.97 | 161.94 | | |
| Papayas | 4,234 | 21.02 | 1,671.45 | 79.52 | | |
| Pineapples | * | * | * | * | | |
| Chat | 5,633 | 243.09 | 2,552.44 | 10.50 | | |
| Coffee | 3,105 | 367.69 | * | * | | |
| Hops | 30,676 | 867.31 | 5,117.11 | 5.90 | | |
| Sugar cane | 4,949 | 993.42 | 431,839.69 | 434.70 | | |

Table 7.8 - Area, Production and Yield of Crops for Private Peasant Holdings
for Meher Season 2005/2006 (1998 E.C)

Arsi

| Crop | Number of holders | Area in hectare | Production in quintal | Average yield (qt / ha) | Non - extension yield (qt / ha) | Extension yield (qt / ha) |
|--------------------|-------------------|-----------------|-----------------------|-------------------------|---------------------------------|---------------------------|
| Grain | 539,478 | 603,343.29 | 8,676,457.54 | | | |
| <u>Cereals</u> | 523,145 | 480,609.99 | 7,651,424.34 | | | |
| Teff | 200,060 | 90,846.13 | 711,722.06 | 7.83 | 7.64 | 9.35 |
| Barley | 264,409 | 92,983.72 | 1,352,027.71 | 14.54 | 13.28 | 18.49 |
| Wheat | 325,234 | 190,525.58 | 3,330,402.92 | 17.48 | 16.28 | 19.36 |
| Maize | 312,499 | 72,312.66 | 1,673,434.85 | 23.14 | 20.67 | 31.71 |
| Sorghum | 110,852 | 30,020.76 | 539,070.54 | 17.96 | 17.94 | 30.60 |
| Finger millet | * | * | * | * | * | - |
| Oats / 'Aja' | 40,400 | 3,921.14 | 44,766.27 | 11.42 | | |
| Rice | * | * | * | * | | |
| <u>Pulses</u> | 265,274 | 51,525.25 | 549,614.58 | | | |
| Faba beans | 160,514 | 24,668.48 | 342,815.56 | 13.90 | | |
| Field peas | 72,257 | 13,573.99 | 105,510.71 | 7.77 | | |
| Haricot beans | 72,244 | 6,303.56 | 54,005.16 | 8.57 | | |
| Chick-peas | 6,554 | 758.19 | 7,205.78 | 9.50 | | |
| Lentils | 36,116 | 2,316.20 | 10,021.78 | 4.33 | | |
| Grass peas | 22,538 | 2,967.77 | 23,434.78 | 7.90 | | |
| Soya beans | 540 | 25.25 | 171.71 | 6.80 | | |
| Fenugreek | 14,106 | 911.82 | 6,449.11 | 7.07 | | |
| Gibto | * | * | * | * | | |
| <u>Oilseeds</u> | 195,962 | 71,208.05 | 475,418.61 | | | |
| Neug | 17,838 | 4,928.97 | 21,975.32 | 4.46 | | |
| Linseed | 157,966 | 62,154.73 | 415,435.51 | 6.68 | | |
| Groundnuts | 3,947 | 353.85 | 1,804.65 | 5.10 | | |
| Safflower | 2,601 | 42.33 | 418.10 | 9.88 | | |
| Sesame | * | * | * | * | | |
| Rape seed | 37,257 | 3,728.16 | 35,785.03 | 9.60 | | |
| <u>Vegetables</u> | 167,652 | 8,349.25 | 333,806.18 | | | |
| Lettuce | 2,615 | 4.08 | * | * | | |
| Head cabbage | 8,737 | 94.45 | * | * | | |
| Ethiopian cabbage | 72,826 | 799.09 | 22,374.58 | 28.00 | | |
| Tomatoes | 13,721 | 2,709.35 | 211,329.63 | 78.00 | | |
| Green peppers | 37,692 | 455.25 | 24,264.98 | 53.30 | | |
| Red peppers | 49,323 | 4,284.57 | 75,836.98 | 17.70 | | |
| Swiss chard | 1,618 | 2.45 | * | * | | |
| <u>Root crops</u> | 183,974 | 12,025.84 | 963,790.57 | | | |
| Beetroot | 22,804 | 270.45 | 33,806.94 | 125.00 | | |
| Carrot | 9,005 | 154.70 | 9,808.09 | 63.40 | | |
| Onion | 70,923 | 4,768.47 | 393,399.28 | 82.50 | | |
| Potatoes | 70,867 | 5,402.67 | 377,106.29 | 69.80 | | |
| Garlic | 74,905 | 844.20 | 122,071.06 | 144.60 | | |
| Taro / 'Godere' | 3,024 | 9.16 | * | * | | |
| Sweet potatoes | 11,223 | 576.18 | 27,598.90 | 47.90 | | |
| <u>Fruit crops</u> | 38,408 | 540.62 | 135,604.02 | | | |
| Avocados | 1,012 | 3.31 | * | * | | |
| Bananas | 19,745 | 157.27 | 6,636.78 | 42.20 | | |
| Guavas | 6,393 | 15.03 | * | * | | |
| Lemons | 3,289 | 5.06 | * | * | | |
| Mangoes | 3,849 | 48.21 | * | * | | |
| Oranges | 10,233 | 45.31 | 7,901.64 | 174.39 | | |
| Papayas | 14,919 | 266.43 | 121,065.60 | 454.40 | | |
| Pineapples | * | * | * | * | | |
| Chat | 51,013 | 3,903.36 | 53,866.36 | 13.80 | | |
| Coffee | 48,488 | 5,735.23 | 41,867.14 | 7.30 | | |
| Hops | 41,098 | 636.38 | 4,072.86 | 6.40 | | |
| Sugar cane | 12,985 | 1,075.09 | 217,704.86 | 202.50 | | |

Table 7.9 - Area, Production and Yield of Crops for Private Peasant Holdings
for Meher Season 2005/2006 (1998 E.C)

West Harerge

| Crop | Number of holders | Area in hectare | Production in quintal | Average yield (qt / ha) | Non - extension yield (qt / ha) | Extension yield (qt / ha) |
|--------------------|-------------------|-----------------|-----------------------|-------------------------|---------------------------------|---------------------------|
| Grain | 304,944 | 197,010.35 | 2,584,152.00 | | | |
| <u>Cereals</u> | 302,500 | 165,624.17 | 2,276,969.48 | | | |
| Teff | 58,664 | 11,662.99 | 114,335.05 | 9.80 | 9.93 | 10.37 |
| Barley | 67,202 | 5,762.56 | 52,335.08 | 9.08 | 9.31 | 10.24 |
| Wheat | 50,999 | 5,879.93 | 79,052.47 | 13.44 | 12.29 | 15.16 |
| Maize | 233,106 | 44,046.47 | 743,178.64 | 16.87 | 16.15 | 23.45 |
| Sorghum | 235,816 | 96,086.19 | 1,266,795.54 | 13.18 | 12.94 | 18.07 |
| Finger millet | 21,322 | 1,680.43 | 15,473.76 | 9.21 | 9.61 | 14.10 |
| Oats / 'Aja' | 11,068 | 505.60 | 5,798.93 | 11.47 | | |
| Rice | * | * | * | * | | |
| <u>Pulses</u> | 147,837 | 17,822.84 | 213,850.60 | | | |
| Faba beans | 17,679 | 2,027.71 | 34,858.39 | 17.19 | | |
| Field peas | 2,855 | 301.69 | 2,325.17 | 7.71 | | |
| Haricot beans | 120,288 | 13,066.76 | 155,074.62 | 11.87 | | |
| Chick-peas | 13,146 | 1,323.83 | 16,468.63 | 12.44 | | |
| Lentils | 9,544 | 507.67 | 1,892.20 | 3.73 | | |
| Grass peas | 375 | 26.09 | * | * | | |
| Soya beans | * | * | * | * | | |
| Fenugreek | 21,788 | 569.09 | 3,231.60 | 5.68 | | |
| Gibto | * | * | * | * | | |
| <u>Oilseeds</u> | 86,362 | 13,563.35 | 93,331.92 | | | |
| Neug | * | * | * | * | | |
| Linseed | 32,490 | 1,295.82 | 5,800.12 | 4.48 | | |
| Groundnuts | 46,807 | 9,667.00 | 63,848.68 | 6.60 | | |
| Safflower | 2,125 | 23.26 | 9.67 | 0.42 | | |
| Sesame | 25,298 | 2,433.80 | 23,460.83 | 9.64 | | |
| Rape seed | 2,816 | 143.47 | 212.63 | 1.48 | | |
| <u>Vegetables</u> | 66,517 | 4,818.50 | 112,081.02 | | | |
| Lettuce | * | * | * | * | | |
| Head cabbage | 1,446 | 15.53 | 1,847.74 | 118.98 | | |
| Ethiopian cabbage | 769 | 5.02 | 502.10 | 100.02 | | |
| Tomatoes | 3,326 | 72.03 | * | * | | |
| Green peppers | 13,125 | 192.78 | 11,817.18 | 61.30 | | |
| Red peppers | 51,265 | 4,533.06 | 97,914.01 | 21.60 | | |
| Swiss chard | 335 | 0.08 | * | * | | |
| <u>Root crops</u> | 97,637 | 4,633.95 | 215,513.95 | | | |
| Beetroot | 2,437 | 13.60 | 435.34 | 32.01 | | |
| Carrot | 1,389 | 12.29 | * | * | | |
| Onion | 36,328 | 1,331.67 | 179,774.90 | 135.00 | | |
| Potatoes | 4,995 | 58.56 | 3,941.04 | 67.30 | | |
| Garlic | 2,631 | 24.56 | 1,984.53 | 80.80 | | |
| Taro / 'Godere' | * | * | * | * | | |
| Sweet potatoes | 70,645 | 3,193.28 | 29,378.14 | 9.20 | | |
| <u>Fruit crops</u> | 66,253 | 903.44 | 120,403.86 | | | |
| Avocados | 981 | 12.68 | 329.61 | 25.99 | | |
| Bananas | 28,094 | 545.08 | 51,183.30 | 93.90 | | |
| Guavas | 25,425 | 118.54 | 3,307.16 | 27.90 | | |
| Lemons | 5,541 | 9.61 | 638.79 | 66.47 | | |
| Mangoes | 11,236 | 69.61 | 8,332.89 | 119.71 | | |
| Oranges | 9,577 | 26.77 | 4,382.54 | 163.71 | | |
| Papayas | 19,175 | 121.15 | 52,229.57 | 431.11 | | |
| Pineapples | * | * | * | * | | |
| Chat | 199,693 | 26,262.70 | 212,727.88 | 8.10 | | |
| Coffee | 123,332 | 14,361.85 | 136,437.65 | 9.50 | | |
| Hops | 5,078 | 39.00 | 206.68 | 5.30 | | |
| Sugar cane | 12,042 | 246.93 | 311,353.13 | 1,260.90 | | |

Table 7.10 - Area, Production and Yield of Crops for Private Peasant Holdings
for Meher Season 2005/2006 (1998 E.C)

East Harerge

| Crop | Number of holders | Area in hectare | Production in quintal | Average yield (qt / ha) | Non - extension yield (qt / ha) | Extension yield (qt / ha) |
|--------------------|-------------------|-----------------|-----------------------|-------------------------|---------------------------------|---------------------------|
| Grain | 442,913 | 256,518.26 | 2,942,400.69 | | | |
| <u>Cereals</u> | 440,806 | 212,721.98 | 2,566,291.23 | | | |
| Teff | 41,672 | 3,198.01 | 24,462.55 | 7.65 | 7.86 | 10.90 |
| Barley | 78,590 | 10,900.50 | 114,170.92 | 10.47 | 10.21 | 11.89 |
| Wheat | 126,517 | 44,864.42 | 240,171.89 | 5.35 | 10.82 | 28.77 |
| Maize | 370,596 | 56,910.85 | 1,075,239.57 | 18.89 | 16.94 | 26.66 |
| Sorghum | 329,713 | 92,382.20 | 1,104,634.22 | 11.96 | 11.75 | 16.52 |
| Finger millet | 484 | 5.92 | * | * | * | - |
| Oats / 'Aja' | 27,564 | 4,460.08 | 7,612.08 | 1.71 | | |
| Rice | * | * | * | * | | |
| <u>Pulses</u> | 188,269 | 21,093.29 | 216,551.39 | | | |
| Faba beans | 37,172 | 5,122.68 | 74,099.92 | 14.47 | | |
| Field peas | 22,385 | 4,738.58 | 13,825.34 | 2.92 | | |
| Haricot beans | 115,099 | 7,651.01 | 111,138.03 | 14.53 | | |
| Chick-peas | 6,445 | 203.60 | 1,219.70 | 5.99 | | |
| Lentils | 30,392 | 1,212.94 | 8,324.39 | 6.86 | | |
| Grass peas | 7,702 | 1,207.03 | * | * | | |
| Soya beans | * | * | * | * | | |
| Fenugreek | 46,804 | 957.44 | 7,944.01 | 8.30 | | |
| Gibto | * | * | * | * | | |
| <u>Oilseeds</u> | 121,651 | 22,702.99 | 159,558.06 | | | |
| Neug | 2,983 | 170.69 | * | * | | |
| Linseed | 56,027 | 7,726.11 | 9,953.94 | 1.29 | | |
| Groundnuts | 65,916 | 14,505.28 | 147,862.41 | 10.19 | | |
| Safflower | * | * | * | * | | |
| Sesame | 7,960 | 297.47 | 1,741.71 | 5.86 | | |
| Rape seed | 584 | 3.44 | * | * | | |
| <u>Vegetables</u> | 50,949 | 1,109.43 | 88,958.86 | | | |
| Lettuce | 4,697 | 184.96 | 18,495.90 | 100.00 | | |
| Head cabbage | 9,639 | 336.45 | 39,700.86 | 118.00 | | |
| Ethiopian cabbage | 3,646 | 20.77 | 270.05 | 13.00 | | |
| Tomatoes | 9,607 | 142.32 | 11,854.91 | 83.30 | | |
| Green peppers | 22,939 | 345.63 | 18,076.67 | 52.30 | | |
| Red peppers | 10,773 | 75.74 | 560.47 | 7.40 | | |
| Swiss chard | 536 | 3.56 | * | * | | |
| <u>Root crops</u> | 235,552 | 14,161.09 | 1,150,630.99 | | | |
| Beetroot | 6,709 | 326.51 | 42,119.87 | 129.00 | | |
| Carrot | 1,711 | 106.71 | 13,008.33 | 121.90 | | |
| Onion | 39,863 | 1,105.51 | 106,460.78 | 96.30 | | |
| Potatoes | 60,817 | 3,806.47 | 399,679.41 | 105.00 | | |
| Garlic | 28,576 | 831.27 | 123,859.93 | 149.00 | | |
| Taro / 'Godere' | * | * | * | * | | |
| Sweet potatoes | 165,044 | 7,984.61 | 465,502.66 | 58.30 | | |
| <u>Fruit crops</u> | 92,002 | 700.96 | 72,271.29 | | | |
| Avocados | 3,901 | 12.72 | * | * | | |
| Bananas | 37,332 | 197.87 | 13,573.63 | 68.60 | | |
| Guavas | 26,822 | 86.37 | 1,839.78 | 21.30 | | |
| Lemons | 4,096 | 19.67 | 1,128.88 | 57.39 | | |
| Mangoes | 31,638 | 286.71 | 33,029.48 | 115.20 | | |
| Oranges | 1,813 | 3.65 | 768.17 | 210.46 | | |
| Papayas | 12,111 | 93.96 | 21,931.35 | 233.41 | | |
| Pineapples | * | * | * | * | | |
| Chat | 358,496 | 42,666.81 | 396,801.29 | 9.30 | | |
| Coffee | 74,027 | 2,783.71 | 19,207.65 | 6.90 | | |
| Hops | 4,310 | 40.51 | * | * | | |
| Sugar cane | 6,389 | 71.21 | 94,962.95 | 1,333.56 | | |

Table 7.11 - Area, Production and Yield of Crops for Private Peasant Holdings
for Meher Season 2005/2006 (1998 E.C)

| Bale | | | | | | |
|--------------------|-------------------|-----------------|-----------------------|-------------------------|---------------------------------|---------------------------|
| Crop | Number of holders | Area in hectare | Production in quintal | Average yield (qt / ha) | Non - extension yield (qt / ha) | Extension yield (qt / ha) |
| Grain | 302,579 | 388,385.49 | 5,297,378.01 | | | |
| <u>Cereals</u> | 294,632 | 311,877.80 | 4,717,701.94 | | | |
| Teff | 46,953 | 18,658.33 | 119,650.11 | 6.41 | 5.64 | 8.51 |
| Barley | 198,314 | 131,014.68 | 1,986,947.70 | 15.17 | 15.78 | 20.19 |
| Wheat | 165,639 | 123,035.28 | 1,985,516.27 | 16.14 | 13.95 | 18.07 |
| Maize | 134,061 | 24,058.04 | 457,609.80 | 19.02 | 18.31 | 22.09 |
| Sorghum | 1,022 | 145.71 | 227.58 | 1.56 | * | - |
| Finger millet | 719 | 4.01 | * | * | * | - |
| Oats / 'Aja' | 56,069 | 14,961.75 | 167,750.46 | 11.21 | | |
| Rice | * | * | * | * | | |
| <u>Pulses</u> | 99,333 | 29,671.39 | 265,051.30 | | | |
| Faba beans | 64,282 | 10,083.60 | 112,577.25 | 11.16 | | |
| Field peas | 36,144 | 12,092.80 | 78,448.94 | 6.49 | | |
| Haricot beans | 3,099 | 125.38 | 526.94 | 4.20 | | |
| Chick-peas | 2,551 | 252.34 | 327.64 | 1.30 | | |
| Lentils | 14,943 | 741.44 | 3,736.89 | 5.04 | | |
| Grass peas | 13,297 | 6,198.24 | 68,065.95 | 10.98 | | |
| Soya beans | * | * | * | * | | |
| Fenugreek | 6,687 | 177.58 | 1,367.68 | 7.70 | | |
| Gibto | * | * | * | * | | |
| <u>Oilseeds</u> | 89,847 | 46,836.29 | 314,624.77 | | | |
| Neug | 2,350 | 623.85 | 1,365.17 | 2.19 | | |
| Linseed | 86,251 | 46,188.24 | 313,206.49 | 6.78 | | |
| Groundnuts | 7 | 0.02 | * | * | | |
| Safflower | 719 | 12.95 | 53.12 | 4.10 | | |
| Sesame | 3 | 0.43 | * | * | | |
| Rape seed | 1,438 | 10.79 | * | * | | |
| <u>Vegetables</u> | 111,298 | 10,248.96 | 137,945.02 | | | |
| Lettuce | * | * | * | * | | |
| Head cabbage | 4,683 | 131.46 | 8,268.51 | 62.90 | | |
| Ethiopian cabbage | 74,344 | 599.29 | 42,909.36 | 71.60 | | |
| Tomatoes | 116 | 0.55 | 43.30 | 78.73 | | |
| Green peppers | 4,310 | 73.83 | 4,562.50 | 61.80 | | |
| Red peppers | 31,020 | 9,443.83 | 82,161.35 | 8.70 | | |
| Swiss chard | * | * | * | * | | |
| <u>Root crops</u> | 84,513 | 4,358.83 | 283,941.03 | | | |
| Beetroot | 7,615 | 33.81 | 2,451.24 | 72.50 | | |
| Carrot | 3,348 | 9.54 | 678.22 | 71.09 | | |
| Onion | 26,906 | 412.97 | 28,907.88 | 70.00 | | |
| Potatoes | 47,201 | 3,060.48 | 186,995.36 | 61.10 | | |
| Garlic | 25,872 | 769.79 | 60,813.57 | 79.00 | | |
| Taro / 'Godere' | 806 | 2.13 | 288.02 | 135.22 | | |
| Sweet potatoes | 674 | 70.11 | 3,806.74 | 54.30 | | |
| <u>Fruit crops</u> | 9,019 | 312.06 | 100,330.57 | | | |
| Avocados | * | * | * | * | | |
| Bananas | 1,686 | 22.30 | 2,312.71 | 103.71 | | |
| Guavas | 719 | 0.46 | 11.75 | 25.54 | | |
| Lemons | * | * | * | * | | |
| Mangoes | 3 | 0.05 | 2.08 | 41.60 | | |
| Oranges | 3,228 | 106.72 | 34,886.38 | 326.90 | | |
| Papayas | 5,894 | 182.53 | 63,117.66 | 345.79 | | |
| Pineapples | * | * | * | * | | |
| Chat | 13,576 | 2,830.11 | 21,508.85 | 7.60 | | |
| Coffee | 14,234 | 3,097.65 | 20,754.25 | 6.70 | | |
| Hops | 5,764 | 34.62 | 321.99 | 9.30 | | |
| Sugar cane | 1,570 | 16.79 | 10,651.62 | 634.40 | | |

Table 7.12 - Area, Production and Yield of Crops for Private Peasant Holdings
for Meher Season 2005/2006 (1998 E.C)

Borena

| Crop | Number of holders | Area in hectare | Production in quintal | Average yield (qt / ha) | Non - extension yield (qt / ha) | Extension yield (qt / ha) |
|--------------------|-------------------|-----------------|-----------------------|-------------------------|---------------------------------|---------------------------|
| Grain | 108,630 | 33,138.24 | 280,280.42 | | | |
| <u>Cereals</u> | 87,279 | 23,427.98 | 243,137.15 | | | |
| Teff | 18,721 | 4,185.86 | 14,059.55 | 3.36 | 3.39 | 7.80 |
| Barley | 29,192 | 4,203.28 | 9,616.66 | 2.29 | 2.29 | - |
| Wheat | 7,665 | 700.93 | 4,560.81 | 6.51 | 6.51 | - |
| Maize | 75,453 | 13,426.78 | 212,519.94 | 15.83 | 13.11 | 27.62 |
| Sorghum | 4,075 | 911.14 | 2,380.18 | 2.61 | 2.61 | - |
| Finger millet | * | * | * | * | * | - |
| Oats / 'Aja' | * | * | * | * | * | - |
| Rice | * | * | * | * | * | - |
| <u>Pulses</u> | 66,913 | 9,575.20 | 37,077.94 | | | |
| Faba beans | 7,105 | 281.82 | 2,326.34 | 8.25 | | |
| Field peas | 2,749 | 125.79 | 121.82 | 0.97 | | |
| Haricot beans | 60,781 | 9,087.88 | 34,184.04 | 3.76 | | |
| Chick-peas | 1,254 | 65.16 | 355.64 | 5.46 | | |
| Lentils | 337 | 6.97 | * | * | | |
| Grass peas | * | * | * | * | | |
| Soya beans | 362 | 7.57 | 90.10 | 11.90 | | |
| Fenugreek | * | * | * | * | | |
| Gibto | * | * | * | * | | |
| <u>Oilseeds</u> | 2,253 | 135.05 | 65.34 | | | |
| Neug | * | * | * | * | | |
| Linseed | 1,134 | 102.84 | 17.44 | 0.17 | | |
| Groundnuts | * | * | * | * | | |
| Safflower | 355 | 2.61 | * | * | | |
| Sesame | * | * | * | * | | |
| Rape seed | 765 | 29.60 | 47.89 | 1.62 | | |
| <u>Vegetables</u> | 48,763 | 701.19 | 69,114.28 | | | |
| Lettuce | * | * | * | * | | |
| Head cabbage | * | * | * | * | | |
| Ethiopian cabbage | 45,765 | 625.51 | 62,550.69 | 100.00 | | |
| Tomatoes | 1,513 | 2.64 | 47.45 | 17.97 | | |
| Green peppers | 8,459 | 72.59 | 6,511.11 | 89.70 | | |
| Red peppers | 199 | 0.46 | 5.03 | 10.93 | | |
| Swiss chard | * | * | * | * | | |
| <u>Root crops</u> | 25,643 | 845.71 | 82,100.64 | | | |
| Beetroot | 1,805 | 4.11 | * | * | | |
| Carrot | * | * | * | * | | |
| Onion | 170 | 0.03 | 3.52 | 117.33 | | |
| Potatoes | 2,092 | 101.99 | 9,648.42 | 94.60 | | |
| Garlic | 1,586 | 7.06 | 1,058.84 | 149.98 | | |
| Taro / 'Godere' | 4,078 | 22.06 | 1,764.99 | 80.01 | | |
| Sweet potatoes | 18,815 | 710.46 | 69,624.87 | 98.00 | | |
| <u>Fruit crops</u> | 35,426 | 946.95 | 49,169.99 | | | |
| Avocados | 12,302 | 100.20 | 9,167.92 | 91.50 | | |
| Bananas | 26,320 | 725.22 | 32,272.50 | 44.50 | | |
| Guavas | 1,748 | 6.93 | 49.91 | 7.20 | | |
| Lemons | * | * | * | * | | |
| Mangoes | 1,190 | 50.45 | * | * | | |
| Oranges | 1,484 | 41.73 | 4,932.00 | 118.19 | | |
| Papayas | 3,940 | 18.20 | 2,747.66 | 150.97 | | |
| Pineapples | 391 | 4.23 | * | * | | |
| Chat | 13,493 | 1,233.39 | 10,113.77 | 8.20 | | |
| Coffee | 60,114 | 10,552.71 | 102,361.30 | 9.70 | | |
| Hops | 5,328 | 29.02 | 348.26 | 12.00 | | |
| Sugar cane | 14,343 | 633.97 | 718,222.23 | 1,132.90 | | |

Table 7.13 - Area, Production and Yield of Crops for Private Peasant Holdings
for Meher Season 2005/2006 (1998 E.C)

South West Shewa

| Crop | Number of holders | Area in hectare | Production in quintal | Average yield (qt / ha) | Non - extension yield (qt / ha) | Extension yield (qt / ha) |
|--------------------|-------------------|-----------------|-----------------------|-------------------------|---------------------------------|---------------------------|
| Grain | 215,339 | 281,993.31 | 3,866,083.17 | | | |
| <u>Cereals</u> | 209,918 | 217,771.98 | 3,120,553.27 | | | |
| Teff | 160,628 | 125,651.92 | 1,497,527.87 | 11.92 | 11.68 | 12.93 |
| Barley | 45,403 | 9,104.11 | 128,270.23 | 14.09 | 14.06 | 17.80 |
| Wheat | 135,439 | 53,833.76 | 910,461.11 | 16.91 | 15.23 | 20.53 |
| Maize | 120,724 | 21,823.89 | 478,537.47 | 21.93 | 19.50 | 29.35 |
| Sorghum | 41,117 | 7,189.16 | 104,918.70 | 14.59 | 14.60 | - |
| Finger millet | 455 | 45.18 | * | * | * | - |
| Oats / 'Aja' | 3,407 | 123.96 | 837.89 | 6.76 | | |
| Rice | * | * | * | * | | |
| <u>Pulses</u> | 139,746 | 53,646.52 | 682,991.69 | | | |
| Faba beans | 65,104 | 7,699.26 | 104,410.47 | 13.56 | | |
| Field peas | 18,700 | 3,272.11 | 40,100.20 | 12.26 | | |
| Haricot beans | 17,658 | 1,851.81 | 6,535.29 | 3.53 | | |
| Chick-peas | 67,963 | 25,607.24 | 327,960.23 | 12.81 | | |
| Lentils | 25,438 | 3,551.07 | 30,296.92 | 8.53 | | |
| Grass peas | 51,537 | 11,486.21 | 172,879.26 | 15.05 | | |
| Soya beans | * | * | * | * | | |
| Fenugreek | 6,088 | 178.83 | 809.31 | 4.53 | | |
| Gibto | * | * | * | * | | |
| <u>Oilseeds</u> | 40,484 | 10,574.81 | 62,538.21 | | | |
| Neug | 20,191 | 6,567.50 | 37,307.06 | 5.68 | | |
| Linseed | 16,579 | 3,784.16 | 23,594.06 | 6.23 | | |
| Groundnuts | * | * | * | * | | |
| Safflower | 652 | 10.70 | * | * | | |
| Sesame | 301 | 5.73 | 22.94 | 4.00 | | |
| Rape seed | 7,099 | 206.71 | 1,614.16 | 7.81 | | |
| <u>Vegetables</u> | 93,920 | 4,667.38 | 66,631.15 | | | |
| Lettuce | 1,085 | 2.60 | * | * | | |
| Head cabbage | 7,346 | 41.68 | 1,375.36 | 33.00 | | |
| Ethiopian cabbage | 65,792 | 363.18 | 65,008.43 | 179.00 | | |
| Tomatoes | 3,129 | 27.48 | 247.37 | 9.00 | | |
| Green peppers | 39,306 | 178.18 | * | * | | |
| Red peppers | 8,033 | 4,047.29 | * | * | | |
| Swiss chard | 2,063 | 6.97 | * | * | | |
| <u>Root crops</u> | 62,499 | 1,354.51 | 15,659.74 | | | |
| Beetroot | 10,496 | 18.29 | 2,285.76 | 124.97 | | |
| Carrot | 3,018 | 6.76 | 737.33 | 109.07 | | |
| Onion | 10,358 | 311.85 | 3,742.16 | 12.00 | | |
| Potatoes | 8,900 | 117.64 | 1,941.05 | 16.50 | | |
| Garlic | 37,240 | 173.40 | 6,953.43 | 40.10 | | |
| Taro / 'Godere' | 1,813 | 2.11 | * | * | | |
| Sweet potatoes | 7,858 | 724.46 | * | * | | |
| <u>Fruit crops</u> | 25,501 | 678.97 | 20,639.91 | | | |
| Avocados | 4,827 | 56.86 | * | * | | |
| Bananas | 17,530 | 327.08 | 16,059.68 | 49.10 | | |
| Guavas | 3,698 | 21.07 | * | * | | |
| Lemons | 1,815 | 5.43 | 435.29 | 80.16 | | |
| Mangoes | 3,883 | 187.21 | * | * | | |
| Oranges | 3,422 | 58.43 | * | * | | |
| Papayas | 6,472 | 22.89 | 4,144.93 | 181.08 | | |
| Pineapples | * | * | * | * | | |
| Chat | 33,314 | 1,860.53 | 23,070.63 | 12.40 | | |
| Coffee | 23,041 | 3,227.10 | 22,589.69 | 7.00 | | |
| Hops | 37,778 | 470.20 | 6,159.55 | 13.10 | | |
| Sugar cane | 13,068 | 164.30 | 72,618.51 | 441.99 | | |

Table 7.14 - Area, Production and Yield of Crops for Private Peasant Holdings
for Meher Season 2005/2006 (1998 E.C)

Guji

| Crop | Number of holders | Area in hectare | Production in quintal | Average yield (qt / ha) | Non - extension yield (qt / ha) | Extension yield (qt / ha) |
|--------------------|-------------------|-----------------|-----------------------|-------------------------|---------------------------------|---------------------------|
| Grain | 166,938 | 83,788.78 | 950,135.76 | | | |
| <u>Cereals</u> | 159,844 | 74,752.54 | 884,498.94 | | | |
| Teff | 41,297 | 14,131.14 | 96,077.78 | 6.80 | 6.79 | - |
| Barley | 82,682 | 26,348.73 | 276,759.22 | 10.50 | 10.48 | 16.90 |
| Wheat | 43,302 | 13,615.16 | 135,476.74 | 9.95 | 9.27 | 13.63 |
| Maize | 101,137 | 20,626.69 | 376,185.10 | 18.24 | 15.49 | 34.74 |
| Sorghum | 1,602 | 30.82 | 0.09 | * | * | - |
| Finger millet | * | * | * | * | * | - |
| Oats / 'Aja' | * | * | * | * | * | - |
| Rice | * | * | * | * | * | - |
| <u>Pulses</u> | 66,484 | 9,001.44 | 65,563.38 | | | |
| Faba beans | 38,676 | 3,039.41 | 24,868.87 | 8.18 | | |
| Field peas | 25,396 | 4,543.52 | 31,487.22 | 6.93 | | |
| Haricot beans | 20,988 | 1,314.18 | 8,598.17 | 6.54 | | |
| Chick-peas | 1,396 | 101.02 | 606.04 | 6.00 | | |
| Lentils | 2 | 0.06 | * | * | | |
| Grass peas | * | * | * | * | | |
| Soya beans | * | * | * | * | | |
| Fenugreek | 310 | 3.25 | 3.08 | 0.95 | | |
| Gibto | * | * | * | * | | |
| <u>Oilseeds</u> | 1,655 | 34.80 | 73.44 | | | |
| Neug | * | * | * | * | | |
| Linseed | 859 | 26.79 | 21.06 | 0.79 | | |
| Groundnuts | * | * | * | * | | |
| Safflower | * | * | * | * | | |
| Sesame | * | * | * | * | | |
| Rape seed | 795 | 8.01 | 52.38 | 6.54 | | |
| <u>Vegetables</u> | 100,160 | 1,704.09 | 15.68 | | | |
| Lettuce | 242 | 0.85 | * | * | | |
| Head cabbage | 1,210 | 8.47 | * | * | | |
| Ethiopian cabbage | 98,357 | 1,582.12 | * | * | | |
| Tomatoes | 576 | 1.96 | 15.68 | 8.00 | | |
| Green peppers | 6,585 | 107.21 | * | * | | |
| Red peppers | 624 | 3.48 | * | * | | |
| Swiss chard | * | * | * | * | | |
| <u>Root crops</u> | 19,657 | 521.69 | 16,947.48 | | | |
| Beetroot | 1,459 | 6.09 | * | * | | |
| Carrot | 636 | 1.60 | * | * | | |
| Onion | 1,189 | 42.38 | * | * | | |
| Potatoes | 5,293 | 192.59 | 16,947.48 | 88.00 | | |
| Garlic | 1,144 | 4.78 | * | * | | |
| Taro / 'Godere' | * | * | * | * | | |
| Sweet potatoes | 12,480 | 274.25 | * | * | | |
| <u>Fruit crops</u> | 29,998 | 973.36 | 94,043.57 | | | |
| Avocados | 7,577 | 124.01 | 11,582.23 | 93.40 | | |
| Bananas | 23,840 | 803.12 | 78,786.13 | 98.10 | | |
| Guavas | 2,378 | 33.78 | 641.83 | 19.00 | | |
| Lemons | 542 | 2.17 | 60.14 | 27.71 | | |
| Mangoes | * | * | * | * | | |
| Oranges | 605 | 0.76 | * | * | | |
| Papayas | 1,942 | 9.51 | 2,973.23 | 312.64 | | |
| Pineapples | * | * | * | * | | |
| Chat | 4,562 | 206.19 | 1,587.68 | 7.70 | | |
| Coffee | 53,296 | 10,517.21 | 77,827.34 | 7.40 | | |
| Hops | 2,323 | 59.93 | 593.33 | 9.90 | | |
| Sugar cane | 14,991 | 642.87 | 438,371.46 | 681.90 | | |

Table 8 - Area, Production and Yield of Crops for Private Peasant Holdings
for Meher Season 2005/2006 (1998 E.C)

Somali Region

| Crop | Number of holders | Area in hectare | Production in quintal | Average yield (qt / ha) | Non - extension yield (qt / ha) | Extension yield (qt / ha) |
|--------------------|-------------------|-----------------|-----------------------|-------------------------|---------------------------------|---------------------------|
| Grain | 81,247 | 67,289.50 | 378,094.17 | | | |
| <u>Cereals</u> | 81,108 | 65,914.66 | 376,438.90 | | | |
| Teff | 179 | 8.78 | * | * | * | - |
| Barley | 11,134 | 2,531.83 | 11,240.23 | 4.44 | 4.44 | - |
| Wheat | 24,461 | 9,671.83 | 47,166.14 | 4.88 | 4.88 | - |
| Maize | 64,055 | 22,965.34 | 137,198.92 | 5.97 | 5.98 | - |
| Sorghum | 58,955 | 30,475.03 | 180,018.72 | 5.91 | 5.97 | 25.00 |
| Finger millet | * | * | * | * | * | - |
| Oats / 'Aja' | 2,628 | 258.29 | 802.11 | 3.11 | | |
| Rice | 609 | 3.55 | 12.80 | 3.61 | | |
| <u>Pulses</u> | 7,875 | 1,173.40 | 1,466.95 | | | |
| Faba beans | * | * | * | * | | |
| Field peas | 544 | 7.79 | 9.74 | 1.25 | | |
| Haricot beans | 4,684 | 650.79 | 327.97 | 0.50 | | |
| Chick-peas | 1,841 | 456.19 | 1,017.96 | 2.23 | | |
| Lentils | 208 | 9.89 | 24.73 | 2.50 | | |
| Grass peas | * | * | * | * | | |
| Soya beans | * | * | * | * | | |
| Fenugreek | 925 | 48.73 | 86.55 | 1.78 | | |
| Gibto | * | * | * | * | | |
| <u>Oilseeds</u> | 3,669 | 201.44 | 188.32 | | | |
| Neug | * | * | * | * | | |
| Linseed | 3,567 | 195.02 | 186.18 | 0.95 | | |
| Groundnuts | 13 | 0.15 | * | * | | |
| Safflower | * | * | * | * | | |
| Sesame | 89 | 6.27 | 2.14 | 0.34 | | |
| Rape seed | * | * | * | * | | |
| <u>Vegetables</u> | 2,954 | 68.68 | 731.10 | | | |
| Lettuce | * | * | * | * | | |
| Head cabbage | 544 | 13.80 | * | * | | |
| Ethiopian cabbage | 136 | 2.07 | * | * | | |
| Tomatoes | 2,107 | 40.44 | 479.41 | 11.85 | | |
| Green peppers | 844 | 12.37 | 251.68 | 20.35 | | |
| Red peppers | * | * | * | * | | |
| Swiss chard | * | * | * | * | | |
| <u>Root crops</u> | 5,532 | 296.54 | 15,781.73 | | | |
| Beetroot | * | * | * | * | | |
| Carrot | * | * | * | * | | |
| Onion | 1,962 | 72.15 | 6,718.49 | 93.12 | | |
| Potatoes | 1,527 | 36.29 | * | * | | |
| Garlic | 771 | 42.94 | 6,805.20 | 158.48 | | |
| Taro / 'Godere' | * | * | * | * | | |
| Sweet potatoes | 2,793 | 145.17 | 2,258.04 | 15.55 | | |
| <u>Fruit crops</u> | 3,744 | 355.96 | 8,204.03 | | | |
| Avocados | * | * | * | * | | |
| Bananas | 1,015 | 65.55 | * | * | | |
| Guavas | 707 | 13.08 | 5.92 | 0.45 | | |
| Lemons | 1,565 | 92.35 | 1,058.98 | 11.47 | | |
| Mangoes | 2,110 | 73.32 | 6,962.78 | 94.96 | | |
| Oranges | 1,250 | 110.48 | * | * | | |
| Papayas | 549 | 1.18 | 176.34 | 149.44 | | |
| Pineapples | * | * | * | * | | |
| Chat | 23,328 | 6,916.72 | 17,219.98 | 2.49 | | |
| Coffee | 2,623 | 97.11 | * | * | | |
| Hops | * | * | * | * | | |
| Sugar cane | 65 | 1.86 | * | * | | |

Table 8.1 - Area, Production and Yield of Crops for Private Peasant Holdings
for Meher Season 2005/2006 (1998 E.C)

Shinele

| Crop | Number of holders | Area in hectare | Production in quintal | Average yield (qt / ha) | Non - extension yield (qt / ha) | Extension yield (qt / ha) |
|--------------------|-------------------|-----------------|-----------------------|-------------------------|---------------------------------|---------------------------|
| Grain | 3,056 | 892.13 | 7,532.03 | | | |
| <u>Cereals</u> | 3,056 | 891.39 | 7,529.62 | | | |
| Teff | * | * | * | * | * | - |
| Barley | * | * | * | * | * | - |
| Wheat | * | * | * | * | * | - |
| Maize | 912 | 67.83 | 793.62 | 11.70 | 11.69 | - |
| Sorghum | 2,818 | 823.55 | 6,736.00 | 8.18 | 8.18 | - |
| Finger millet | * | * | * | * | * | - |
| Oats / 'Aja' | * | * | * | * | * | - |
| Rice | * | * | * | * | * | - |
| <u>Pulses</u> | 31 | 0.07 | 0.27 | | | |
| Faba beans | * | * | * | * | * | |
| Field peas | 11 | * | * | * | * | |
| Haricot beans | 20 | 0.07 | 0.27 | 3.86 | * | |
| Chick-peas | * | * | * | * | * | |
| Lentils | * | * | * | * | * | |
| Grass peas | * | * | * | * | * | |
| Soya beans | * | * | * | * | * | |
| Fenugreek | * | * | * | * | * | |
| Gibto | * | * | * | * | * | |
| <u>Oilseeds</u> | 60 | 0.68 | 2.14 | | | |
| Neug | * | * | * | * | * | |
| Linseed | * | * | * | * | * | |
| Groundnuts | 13 | 0.15 | * | * | * | |
| Safflower | * | * | * | * | * | |
| Sesame | 48 | 0.53 | 2.14 | 4.04 | * | |
| Rape seed | * | * | * | * | * | |
| <u>Vegetables</u> | 273 | 9.20 | 729.52 | | | |
| Lettuce | * | * | * | * | * | |
| Head cabbage | * | * | * | * | * | |
| Ethiopian cabbage | * | * | * | * | * | |
| Tomatoes | 225 | 5.76 | 477.84 | 82.96 | * | |
| Green peppers | 103 | 3.45 | 251.68 | 72.95 | * | |
| Red peppers | * | * | * | * | * | |
| Swiss chard | * | * | * | * | * | |
| <u>Root crops</u> | 646 | 40.70 | 2,649.62 | | | |
| Beetroot | * | * | * | * | * | |
| Carrot | * | * | * | * | * | |
| Onion | 88 | 4.08 | 391.58 | 95.98 | * | |
| Potatoes | * | * | * | * | * | |
| Garlic | 22 | 0.08 | * | * | * | |
| Taro / 'Godere' | * | * | * | * | * | |
| Sweet potatoes | 570 | 36.54 | 2,258.04 | 61.80 | * | |
| <u>Fruit crops</u> | 1,825 | 275.34 | 4,457.03 | | | |
| Avocados | * | * | * | * | * | |
| Bananas | 667 | 41.61 | * | * | * | |
| Guavas | 217 | 1.42 | * | * | * | |
| Lemons | 1,535 | 91.94 | 983.79 | 10.70 | * | |
| Mangoes | 909 | 29.51 | 3,473.24 | 117.70 | * | |
| Oranges | 1,250 | 110.48 | * | * | * | |
| Papayas | 148 | 0.38 | * | * | * | |
| Pineapples | * | * | * | * | * | |
| Chat | 1,039 | 129.14 | 929.79 | 7.20 | * | |
| Coffee | 320 | 10.42 | * | * | * | |
| Hops | * | * | * | * | * | |
| Sugar cane | 65 | 1.86 | * | * | * | |

Table 8.2 - Area, Production and Yield of Crops for Private Peasant Holdings
for Meher Season 2005/2006 (1998 E.C)

Jijiga

| Crop | Number of holders | Area in hectare | Production in quintal | Average yield (qt / ha) | Non - extension yield (qt / ha) | Extension yield (qt / ha) |
|--------------------|-------------------|-----------------|-----------------------|-------------------------|---------------------------------|---------------------------|
| Grain | 71,500 | 62,808.60 | 370,400.57 | | | |
| <u>Cereals</u> | 71,500 | 62,035.50 | 368,747.71 | | | |
| Teff | 136 | 8.78 | * | * | * | - |
| Barley | 11,134 | 2,531.83 | 11,240.23 | 4.44 | 4.44 | - |
| Wheat | 24,375 | 9,616.53 | 47,166.14 | 4.90 | 4.90 | - |
| Maize | 56,662 | 20,011.91 | 136,405.30 | 6.82 | 6.82 | - |
| Sorghum | 55,865 | 29,604.61 | 173,121.14 | 5.85 | 5.91 | 25.00 |
| Finger millet | * | * | * | * | * | - |
| Oats / 'Aja' | 2,628 | 258.29 | 802.11 | 3.11 | | |
| Rice | 609 | 3.55 | 12.80 | 3.61 | | |
| <u>Pulses</u> | 4,842 | 578.08 | 1,466.68 | | | |
| Faba beans | * | * | * | * | | |
| Field peas | 533 | 7.79 | 9.74 | 1.25 | | |
| Haricot beans | 1,662 | 55.47 | 327.70 | 5.91 | | |
| Chick-peas | 1,841 | 456.19 | 1,017.96 | 2.23 | | |
| Lentils | 208 | 9.89 | 24.73 | 2.50 | | |
| Grass peas | * | * | * | * | | |
| Soya beans | * | * | * | * | | |
| Fenugreek | 925 | 48.73 | 86.55 | 1.78 | | |
| Gibto | * | * | * | * | | |
| <u>Oilseeds</u> | 3,567 | 195.02 | 186.18 | | | |
| Neug | * | * | * | * | | |
| Linseed | 3,567 | 195.02 | 186.18 | 0.95 | | |
| Groundnuts | * | * | * | * | | |
| Safflower | * | * | * | * | | |
| Sesame | * | * | * | * | | |
| Rape seed | * | * | * | * | | |
| <u>Vegetables</u> | 2,651 | 58.74 | * | * | | |
| Lettuce | * | * | * | * | | |
| Head cabbage | 544 | 13.80 | * | * | | |
| Ethiopian cabbage | 136 | 2.07 | * | * | | |
| Tomatoes | 1,852 | 34.22 | * | * | | |
| Green peppers | 712 | 8.65 | * | * | | |
| Red peppers | * | * | * | * | | |
| Swiss chard | * | * | * | * | | |
| <u>Root crops</u> | 4,838 | 253.57 | 13,121.89 | | | |
| Beetroot | * | * | * | * | | |
| Carrot | * | * | * | * | | |
| Onion | 1,826 | 65.80 | 6,316.70 | 96.00 | | |
| Potatoes | 1,527 | 36.29 | * | * | | |
| Garlic | 749 | 42.85 | 6,805.20 | 158.81 | | |
| Taro / 'Godere' | * | * | * | * | | |
| Sweet potatoes | 2,223 | 108.63 | * | * | | |
| <u>Fruit crops</u> | 744 | 26.51 | * | * | | |
| Avocados | * | * | * | * | | |
| Bananas | 177 | 0.83 | * | * | | |
| Guavas | 455 | 11.44 | * | * | | |
| Lemons | * | * | * | * | | |
| Mangoes | 567 | 14.24 | * | * | | |
| Oranges | * | * | * | * | | |
| Papayas | * | * | * | * | | |
| Pineapples | * | * | * | * | | |
| Chat | 22,289 | 6,787.58 | 16,290.19 | 2.40 | | |
| Coffee | 2,303 | 86.69 | * | * | | |
| Hops | * | * | * | * | | |
| Sugar cane | * | * | * | * | | |

Table 8.3 - Area, Production and Yield of Crops for Private Peasant Holdings
for Meher Season 2005/2006 (1998 E.C)

Liben

| Crop | Number of holders | Area in hectare | Production in quintal | Average yield (qt / ha) | Non - extension yield (qt / ha) | Extension yield (qt / ha) |
|--------------------|-------------------|-----------------|-----------------------|-------------------------|---------------------------------|---------------------------|
| Grain | 6,691 | 3,588.76 | 161.57 | | | |
| <u>Cereals</u> | 6,552 | 2,987.77 | 161.57 | | | |
| Teff | 43 | * | * | * | * | - |
| Barley | * | * | * | * | * | - |
| Wheat | 85 | 55.31 | * | * | * | - |
| Maize | 6,482 | 2,885.60 | * | * | * | - |
| Sorghum | 273 | 46.87 | 161.57 | 3.45 | 3.63 | - |
| Finger millet | * | * | * | * | * | - |
| Oats / 'Aja' | * | * | * | * | * | - |
| Rice | * | * | * | * | * | - |
| <u>Pulses</u> | 3,001 | 595.25 | * | | | |
| Faba beans | * | * | * | * | * | |
| Field peas | * | * | * | * | * | |
| Haricot beans | 3,001 | 595.25 | * | * | * | |
| Chick-peas | * | * | * | * | * | |
| Lentils | * | * | * | * | * | |
| Grass peas | * | * | * | * | * | |
| Soya beans | * | * | * | * | * | |
| Fenugreek | * | * | * | * | * | |
| Gibto | * | * | * | * | * | |
| <u>Oilseeds</u> | 41 | 5.74 | * | | | |
| Neug | * | * | * | * | * | |
| Linseed | * | * | * | * | * | |
| Groundnuts | * | * | * | * | * | |
| Safflower | * | * | * | * | * | |
| Sesame | 41 | 5.74 | * | * | * | |
| Rape seed | * | * | * | * | * | |
| <u>Vegetables</u> | 30 | 0.74 | 1.58 | | | |
| Lettuce | * | * | * | * | * | |
| Head cabbage | * | * | * | * | * | |
| Ethiopian cabbage | * | * | * | * | * | |
| Tomatoes | 30 | 0.46 | 1.58 | 3.43 | * | |
| Green peppers | 30 | 0.27 | * | * | * | |
| Red peppers | * | * | * | * | * | |
| Swiss chard | * | * | * | * | * | |
| <u>Root crops</u> | 48 | 2.27 | 10.21 | | | |
| Beetroot | * | * | * | * | * | |
| Carrot | * | * | * | * | * | |
| Onion | 48 | 2.27 | 10.21 | 4.50 | * | |
| Potatoes | * | * | * | * | * | |
| Garlic | * | * | * | * | * | |
| Taro / 'Godere' | * | * | * | * | * | |
| Sweet potatoes | * | * | * | * | * | |
| <u>Fruit crops</u> | 1,175 | 54.11 | 3,747.00 | 69.25 | | |
| Avocados | * | * | * | * | * | |
| Bananas | 170 | 23.11 | * | * | * | |
| Guavas | 34 | 0.22 | 5.92 | 26.91 | * | |
| Lemons | 30 | 0.41 | 75.19 | 183.39 | * | |
| Mangoes | 635 | 29.57 | 3,489.54 | 118.01 | * | |
| Oranges | * | * | * | * | * | |
| Papayas | 400 | 0.80 | 176.34 | 220.43 | * | |
| Pineapples | * | * | * | * | * | |
| Chat | * | * | * | * | * | |
| Coffee | * | * | * | * | * | |
| Hops | * | * | * | * | * | |
| Sugar cane | * | * | * | * | * | |

Table 9 - Area, Production and Yield of Crops for Private Peasant Holdings
for Meher Season 2005/2006 (1998 E.C)

Benishangul-Gumuz Region

| Crop | Number of holders | Area in hectare | Production in quintal | Average yield (qt / ha) | Non - extension yield (qt / ha) | Extension yield (qt / ha) |
|--------------------|-------------------|-----------------|-----------------------|-------------------------|---------------------------------|---------------------------|
| Grain | 139,086 | 171,876.48 | 2,085,801.89 | | | |
| <u>Cereals</u> | 137,630 | 124,182.37 | 1,770,205.57 | | | |
| Teff | 29,883 | 16,654.32 | 133,509.15 | 8.02 | 7.30 | 10.26 |
| Barley | 4,969 | 1,107.79 | 11,528.14 | 10.41 | 11.20 | 14.10 |
| Wheat | 5,392 | 2,047.65 | 28,936.19 | 14.13 | 13.24 | 16.93 |
| Maize | 124,195 | 31,720.76 | 626,628.19 | 19.75 | 18.62 | 26.57 |
| Sorghum | 93,032 | 52,886.98 | 723,156.89 | 13.67 | 13.67 | 17.50 |
| Finger millet | 36,673 | 19,485.45 | 242,916.13 | 12.47 | 12.39 | 15.06 |
| Oats / 'Aja' | 645 | 37.07 | 373.32 | 10.07 | | |
| Rice | 1,037 | 242.35 | 3,157.56 | 13.03 | | |
| <u>Pulses</u> | 50,814 | 6,595.70 | 50,345.23 | | | |
| Faba beans | 6,562 | 611.34 | 6,693.42 | 10.95 | | |
| Field peas | 4,787 | 926.66 | 5,832.17 | 6.29 | | |
| Haricot beans | 34,431 | 3,907.19 | 31,913.69 | 8.17 | | |
| Chick-peas | 3,993 | 484.68 | 2,764.49 | 5.70 | | |
| Lentils | 888 | 38.69 | 237.52 | 6.14 | | |
| Grass peas | * | * | * | * | | |
| Soya beans | 5,872 | 624.44 | 2,901.67 | 4.65 | | |
| Fenugreek | 504 | 1.50 | * | * | | |
| Gibto | 113 | 1.20 | 2.27 | 1.89 | | |
| <u>Oilseeds</u> | 97,736 | 41,098.41 | 265,251.09 | | | |
| Neug | 34,163 | 13,075.67 | 73,033.07 | 5.59 | | |
| Linseed | 5,658 | 286.01 | 977.58 | 3.42 | | |
| Groundnuts | 27,358 | 4,186.33 | 58,978.39 | 14.09 | | |
| Safflower | 1,931 | 137.32 | 313.59 | 2.28 | | |
| Sesame | 66,446 | 23,280.48 | 131,312.04 | 5.64 | | |
| Rape seed | 3,670 | 132.59 | 636.42 | 4.80 | | |
| <u>Vegetables</u> | 38,532 | 1,002.20 | 23,975.96 | | | |
| Lettuce | * | * | * | * | | |
| Head cabbage | 1,516 | 10.49 | 1,249.60 | 119.12 | | |
| Ethiopian cabbage | 3,692 | 68.96 | 550.71 | 7.99 | | |
| Tomatoes | 1,686 | 17.41 | * | * | | |
| Green peppers | 3,603 | 29.03 | 1,031.58 | 35.53 | | |
| Red peppers | 32,386 | 876.16 | 21,144.07 | 24.13 | | |
| Swiss chard | 106 | 0.15 | * | * | | |
| <u>Root crops</u> | 32,222 | 698.30 | 78,733.86 | | | |
| Beetroot | 784 | 1.43 | 103.57 | 72.43 | | |
| Carrot | 717 | 3.28 | 441.49 | 134.60 | | |
| Onion | 5,959 | 87.99 | 13,255.79 | 150.65 | | |
| Potatoes | 3,029 | 192.55 | 20,217.66 | 105.00 | | |
| Garlic | 10,478 | 82.69 | 12,124.47 | 146.63 | | |
| Taro / 'Godere' | 303 | 11.13 | 86.76 | 7.80 | | |
| Sweet potatoes | 19,093 | 319.25 | 32,504.12 | 101.81 | | |
| <u>Fruit crops</u> | 42,294 | 922.65 | 85,456.54 | | | |
| Avocados | 676 | 6.95 | * | * | | |
| Bananas | 16,142 | 313.93 | 15,426.78 | 49.14 | | |
| Guavas | 2,438 | 21.28 | 416.18 | 19.56 | | |
| Lemons | 4,422 | 13.00 | 627.87 | 48.30 | | |
| Mangoes | 29,270 | 516.65 | 57,597.74 | 111.48 | | |
| Oranges | 5,024 | 24.28 | 4,836.56 | 199.20 | | |
| Papayas | 7,516 | 26.57 | 6,551.41 | 246.57 | | |
| Pineapples | * | * | * | * | | |
| Chat | 7,153 | 174.53 | 1,917.16 | 10.98 | | |
| Coffee | 14,292 | 991.42 | 808.16 | 0.82 | | |
| Hops | 9,767 | 113.56 | 944.89 | 8.32 | | |
| Sugar cane | 947 | 12.75 | 3,075.08 | 241.18 | | |

Table 9.1 - Area, Production and Yield of Crops for Private Peasant Holdings
for Meher Season 2005/2006 (1998 E.C)

Metekel

| Crop | Number of holders | Area in hectare | Production in quintal | Average yield (qt / ha) | Non - extension yield (qt / ha) | Extension yield (qt / ha) |
|--------------------|-------------------|-----------------|-----------------------|-------------------------|---------------------------------|---------------------------|
| Grain | 50,744 | 79,410.17 | 1,031,073.33 | | | |
| <u>Cereals</u> | 50,344 | 58,058.59 | 840,944.35 | | | |
| Teff | 13,805 | 11,267.50 | 106,981.10 | 9.49 | 9.24 | 10.26 |
| Barley | 4,929 | 1,107.22 | 11,528.14 | 10.41 | 11.20 | 14.10 |
| Wheat | 5,175 | 2,036.25 | 28,884.03 | 14.18 | 13.32 | 16.93 |
| Maize | 45,449 | 11,606.19 | 255,237.25 | 21.99 | 19.76 | 26.81 |
| Sorghum | 19,538 | 14,512.02 | 210,519.66 | 14.51 | 14.51 | 17.50 |
| Finger millet | 24,479 | 17,263.74 | 224,343.60 | 13.00 | 12.99 | 15.10 |
| Oats / 'Aja' | 339 | 23.31 | 293.02 | 12.57 | | |
| Rice | 1,037 | 242.35 | 3,157.56 | 13.03 | | |
| <u>Pulses</u> | 17,297 | 3,060.80 | 27,077.23 | | | |
| Faba beans | 6,372 | 608.16 | 6,693.42 | 11.01 | | |
| Field peas | 4,681 | 925.17 | 5,832.17 | 6.30 | | |
| Haricot beans | 7,823 | 1,151.16 | 11,976.14 | 10.40 | | |
| Chick-peas | 1,249 | 267.86 | 2,086.43 | 7.79 | | |
| Lentils | 888 | 38.69 | 237.52 | 6.14 | | |
| Grass peas | * | * | * | * | | |
| Soya beans | 198 | 67.37 | 249.28 | 3.70 | | |
| Fenugreek | 395 | 1.19 | * | * | | |
| Gibto | 113 | 1.20 | 2.27 | 1.89 | | |
| <u>Oilseeds</u> | 33,020 | 18,290.78 | 163,051.75 | | | |
| Neug | 10,416 | 6,189.16 | 53,203.38 | 8.60 | | |
| Linseed | 1,748 | 170.67 | 758.84 | 4.45 | | |
| Groundnuts | 12,662 | 3,360.34 | 53,614.74 | 15.96 | | |
| Safflower | 861 | 108.35 | 242.38 | 2.24 | | |
| Sesame | 20,096 | 8,377.51 | 54,674.38 | 6.53 | | |
| Rape seed | 3,136 | 84.75 | 558.04 | 6.58 | | |
| <u>Vegetables</u> | 18,132 | 332.74 | * | | | |
| Lettuce | * | * | * | * | | |
| Head cabbage | * | * | * | * | | |
| Ethiopian cabbage | 2,523 | 54.29 | * | * | | |
| Tomatoes | 742 | 1.34 | * | * | | |
| Green peppers | 2,218 | 17.44 | * | * | | |
| Red peppers | 15,005 | 259.66 | * | * | | |
| Swiss chard | * | * | * | * | | |
| <u>Root crops</u> | 12,104 | 299.85 | 33,984.76 | | | |
| Beetroot | 114 | 0.15 | * | * | | |
| Carrot | * | * | * | * | | |
| Onion | 2,535 | 14.57 | 1,952.48 | 134.01 | | |
| Potatoes | 3,029 | 192.55 | 20,217.66 | 105.00 | | |
| Garlic | 9,318 | 79.29 | 11,814.62 | 149.01 | | |
| Taro / 'Godere' | * | * | * | * | | |
| Sweet potatoes | 1,689 | 13.29 | * | * | | |
| <u>Fruit crops</u> | 7,349 | 94.27 | * | | | |
| Avocados | 340 | 1.51 | * | * | | |
| Bananas | 2,909 | 20.45 | * | * | | |
| Guavas | 495 | 5.09 | * | * | | |
| Lemons | 1,425 | 2.98 | * | * | | |
| Mangoes | 4,028 | 50.70 | * | * | | |
| Oranges | 1,773 | 3.79 | * | * | | |
| Papayas | 2,255 | 9.76 | * | * | | |
| Pineapples | * | * | * | * | | |
| Chat | 1,400 | 6.39 | * | * | | |
| Coffee | 4,191 | 817.00 | * | * | | |
| Hops | 6,821 | 97.91 | 793.08 | 8.10 | | |
| Sugar cane | 555 | 8.62 | * | * | | |

Table 9.2 - Area, Production and Yield of Crops for Private Peasant Holdings
for Meher Season 2005/2006 (1998 E.C)

| Asosa | | | | | | |
|--------------------|-------------------|-----------------|-----------------------|-------------------------|---------------------------------|---------------------------|
| Crop | Number of holders | Area in hectare | Production in quintal | Average yield (qt / ha) | Non - extension yield (qt / ha) | Extension yield (qt / ha) |
| Grain | 66,322 | 57,610.83 | 554,412.29 | | | |
| <u>Cereals</u> | 65,670 | 40,804.64 | 480,070.81 | | | |
| Teff | 12,907 | 3,013.19 | 9,691.27 | 3.22 | 3.22 | - |
| Barley | * | * | * | * | * | - |
| Wheat | 217 | 11.40 | 52.16 | 4.58 | 4.50 | - |
| Maize | 59,001 | 11,530.55 | 185,190.25 | 16.06 | 16.22 | 17.38 |
| Sorghum | 56,852 | 24,861.52 | 275,070.18 | 11.06 | 11.06 | - |
| Finger millet | 9,488 | 1,383.46 | 10,066.94 | 7.28 | 7.20 | - |
| Oats / 'Aja' | 111 | 4.53 | * | * | | |
| Rice | * | * | * | * | | |
| <u>Pulses</u> | 27,239 | 2,722.30 | 17,029.89 | | | |
| Faba beans | 190 | 3.18 | * | * | | |
| Field peas | 106 | 1.49 | * | * | | |
| Haricot beans | 20,331 | 1,945.31 | 13,715.04 | 7.05 | | |
| Chick-peas | 2,744 | 216.82 | 678.06 | 3.13 | | |
| Lentils | * | * | * | * | | |
| Grass peas | * | * | * | * | | |
| Soya beans | 5,625 | 555.19 | 2,636.78 | 4.75 | | |
| Fenugreek | 109 | 0.30 | * | * | | |
| Gibto | * | * | * | * | | |
| <u>Oilseeds</u> | 47,201 | 14,083.89 | 57,311.60 | | | |
| Neug | 21,928 | 6,632.97 | 18,897.69 | 2.85 | | |
| Linseed | 3,688 | 111.33 | 218.74 | 1.96 | | |
| Groundnuts | 13,347 | 797.99 | 5,177.78 | 6.49 | | |
| Safflower | 1,070 | 28.97 | 71.21 | 2.46 | | |
| Sesame | 29,564 | 6,470.59 | 32,939.75 | 5.09 | | |
| Rape seed | 197 | 42.05 | 6.43 | 0.15 | | |
| <u>Vegetables</u> | 16,586 | 616.22 | 23,464.27 | | | |
| Lettuce | * | * | * | * | | |
| Head cabbage | 1,445 | 10.40 | 1,249.60 | 120.15 | | |
| Ethiopian cabbage | 1,096 | 12.81 | 550.71 | 42.99 | | |
| Tomatoes | 855 | 10.23 | * | * | | |
| Green peppers | 412 | 3.35 | 519.89 | 155.19 | | |
| Red peppers | 14,601 | 579.29 | 21,144.07 | 36.50 | | |
| Swiss chard | 106 | 0.15 | * | * | | |
| <u>Root crops</u> | 16,264 | 348.89 | 40,093.17 | | | |
| Beetroot | 572 | 0.70 | 103.57 | 147.96 | | |
| Carrot | 627 | 3.26 | 441.49 | 135.43 | | |
| Onion | 3,374 | 73.40 | 11,303.32 | 154.00 | | |
| Potatoes | * | * | * | * | | |
| Garlic | 852 | 2.67 | 265.47 | 99.43 | | |
| Taro / 'Godere' | 252 | 10.04 | * | * | | |
| Sweet potatoes | 13,806 | 258.83 | 27,979.32 | 108.10 | | |
| <u>Fruit crops</u> | 31,513 | 652.61 | 65,409.13 | 100.23 | | |
| Avocados | 286 | 5.34 | * | * | | |
| Bananas | 11,496 | 267.26 | 13,256.18 | 49.60 | | |
| Guavas | 1,943 | 16.19 | 416.18 | 25.71 | | |
| Lemons | 2,827 | 9.31 | 551.28 | 59.21 | | |
| Mangoes | 23,137 | 319.05 | 40,072.37 | 125.60 | | |
| Oranges | 3,185 | 19.32 | 4,836.56 | 250.34 | | |
| Papayas | 5,054 | 16.14 | 6,276.57 | 388.88 | | |
| Pineapples | * | * | * | * | | |
| Chat | 5,652 | 163.86 | 1,917.16 | 11.70 | | |
| Coffee | 9,718 | 166.66 | 749.99 | 4.50 | | |
| Hops | 2,946 | 15.65 | 151.81 | 9.70 | | |
| Sugar cane | 259 | 3.20 | 3,075.08 | 960.96 | | |

Table 9.3 - Area, Production and Yield of Crops for Private Peasant Holdings
for Meher Season 2005/2006 (1998 E.C)

Kemashi

| Crop | Number of holders | Area in hectare | Production in quintal | Average yield (qt / ha) | Non - extension yield (qt / ha) | Extension yield (qt / ha) |
|--------------------|-------------------|-----------------|-----------------------|-------------------------|---------------------------------|---------------------------|
| Grain | 22,020 | 34,855.48 | 500,316.27 | | | |
| <u>Cereals</u> | 21,616 | 25,319.14 | 449,190.41 | | | |
| Teff | 3,171 | 2,373.63 | 16,836.79 | 7.09 | 7.09 | - |
| Barley | 40 | 0.57 | * | * | * | - |
| Wheat | * | * | * | * | * | - |
| Maize | 19,745 | 8,584.02 | 186,200.68 | 21.69 | 21.13 | 25.13 |
| Sorghum | 16,642 | 13,513.45 | 237,567.05 | 17.58 | 17.58 | - |
| Finger millet | 2,706 | 838.25 | 8,505.59 | 10.15 | 10.15 | - |
| Oats / 'Aja' | 194 | 9.23 | 80.30 | 8.70 | | |
| Rice | * | * | * | * | | |
| <u>Pulses</u> | 6,278 | 812.59 | 6,238.12 | | | |
| Faba beans | * | * | * | * | | |
| Field peas | * | * | * | * | | |
| Haricot beans | 6,278 | 810.71 | 6,222.51 | 7.68 | | |
| Chick-peas | * | * | * | * | | |
| Lentils | * | * | * | * | | |
| Grass peas | * | * | * | * | | |
| Soya beans | 49 | 1.88 | 15.61 | 8.30 | | |
| Fenugreek | * | * | * | * | | |
| Gibto | * | * | * | * | | |
| <u>Oilseeds</u> | 17,515 | 8,723.74 | 44,887.74 | | | |
| Neug | 1,818 | 253.54 | 932.01 | 3.68 | | |
| Linseed | 222 | 4.01 | * | * | | |
| Groundnuts | 1,348 | 28.00 | 185.88 | 6.64 | | |
| Safflower | * | * | * | * | | |
| Sesame | 16,787 | 8,432.39 | 43,697.91 | 5.18 | | |
| Rape seed | 337 | 5.80 | 71.94 | 12.40 | | |
| <u>Vegetables</u> | 3,814 | 53.24 | 511.69 | | | |
| Lettuce | * | * | * | * | | |
| Head cabbage | 71 | 0.09 | * | * | | |
| Ethiopian cabbage | 72 | 1.86 | * | * | | |
| Tomatoes | 88 | 5.84 | * | * | | |
| Green peppers | 973 | 8.24 | 511.69 | 62.10 | | |
| Red peppers | 2,780 | 37.21 | * | * | | |
| Swiss chard | * | * | * | * | | |
| <u>Root crops</u> | 3,853 | 49.56 | 4,655.93 | | | |
| Beetroot | 98 | 0.58 | * | * | | |
| Carrot | 90 | 0.02 | * | * | | |
| Onion | 50 | 0.02 | * | * | | |
| Potatoes | * | * | * | * | | |
| Garlic | 308 | 0.73 | 44.37 | 60.78 | | |
| Taro / 'Godere' | 51 | 1.08 | 86.76 | 80.33 | | |
| Sweet potatoes | 3,598 | 47.13 | 4,524.80 | 96.01 | | |
| <u>Fruit crops</u> | 3,432 | 175.76 | 20,047.40 | 114.06 | | |
| Avocados | 50 | 0.10 | * | * | | |
| Bananas | 1,737 | 26.21 | 2,170.60 | 82.82 | | |
| Guavas | * | * | * | * | | |
| Lemons | 169 | 0.70 | 76.59 | 109.41 | | |
| Mangoes | 2,105 | 146.90 | 17,525.37 | 119.30 | | |
| Oranges | 67 | 1.17 | * | * | | |
| Papayas | 207 | 0.66 | 274.85 | 416.44 | | |
| Pineapples | * | * | * | * | | |
| Chat | 101 | 4.28 | * | * | | |
| Coffee | 383 | 7.76 | 58.17 | 7.50 | | |
| Hops | * | * | * | * | | |
| Sugar cane | 133 | 0.93 | * | * | | |

Table 10 - Area, Production and Yield of Crops for Private Peasant Holdings
for Meher Season 2005/2006 (1998 E.C)

S.N.N.P. Region

| Crop | Number of holders | Area in hectare | Production in quintal | Average yield (qt / ha) | Non - extension yield (qt / ha) | Extension yield (qt / ha) |
|--------------------|-------------------|-----------------|-----------------------|-------------------------|---------------------------------|---------------------------|
| Grain | 2,164,944 | 876,692.79 | 10,359,039.70 | | | |
| <u>Cereals</u> | 1,962,699 | 708,276.48 | 8,977,393.13 | | | |
| Teff | 768,942 | 193,193.16 | 1,454,742.77 | 7.53 | 7.34 | 11.87 |
| Barley | 627,888 | 81,505.59 | 909,393.20 | 11.16 | 11.11 | 15.37 |
| Wheat | 619,299 | 119,118.32 | 1,799,320.70 | 15.11 | 14.28 | 20.99 |
| Maize | 1,023,024 | 206,397.39 | 3,740,158.90 | 18.12 | 16.27 | 26.01 |
| Sorghum | 573,233 | 103,150.03 | 1,027,684.11 | 9.96 | 9.95 | 10.82 |
| Finger millet | 55,200 | 4,575.07 | 43,209.97 | 9.44 | 9.47 | - |
| Oats / 'Aja' | 16,279 | 315.30 | 2,575.41 | 8.17 | | |
| Rice | 840 | 21.62 | 308.08 | 14.25 | | |
| <u>Pulses</u> | 1,283,085 | 161,547.41 | 1,349,346.46 | | | |
| Faba beans | 675,923 | 60,484.91 | 562,796.50 | 9.30 | | |
| Field peas | 367,828 | 48,057.87 | 365,089.98 | 7.60 | | |
| Haricot beans | 595,553 | 44,766.54 | 373,781.45 | 8.35 | | |
| Chick-peas | 43,509 | 5,229.55 | 29,812.10 | 5.70 | | |
| Lentils | 25,975 | 968.32 | 3,431.42 | 3.54 | | |
| Grass peas | 11,273 | 1,809.98 | 13,892.23 | 7.68 | | |
| Soya beans | 3,717 | 40.37 | 143.81 | 3.56 | | |
| Fenugreek | 22,037 | 189.87 | 398.97 | 2.10 | | |
| Gibto | * | * | * | * | | |
| <u>Oilseeds</u> | 117,162 | 6,868.89 | 32,300.11 | | | |
| Neug | 12,425 | 2,791.89 | 11,113.24 | 3.98 | | |
| Linseed | 65,290 | 2,769.60 | 14,727.34 | 5.32 | | |
| Groundnuts | 5,416 | 195.25 | 726.20 | 3.72 | | |
| Safflower | 11,955 | 395.00 | 3,198.82 | 8.10 | | |
| Sesame | 3,594 | 181.94 | 382.96 | 2.10 | | |
| Rape seed | 22,359 | 535.22 | 2,151.54 | 4.02 | | |
| <u>Vegetables</u> | 1,402,510 | 31,328.85 | 2,004,083.69 | | | |
| Lettuce | 6,887 | 10.55 | * | * | | |
| Head cabbage | 56,619 | 429.51 | 26,735.06 | 62.25 | | |
| Ethiopian cabbage | 1,286,718 | 13,794.05 | 1,116,854.17 | 80.97 | | |
| Tomatoes | 23,747 | 236.71 | 24,661.16 | 104.18 | | |
| Green peppers | 143,494 | 622.37 | 58,230.56 | 93.56 | | |
| Red peppers | 201,035 | 16,210.82 | 777,602.74 | 47.97 | | |
| Swiss chard | 18,267 | 24.84 | * | * | | |
| <u>Root crops</u> | 1,277,086 | 60,717.04 | 5,385,819.88 | | | |
| Beetroot | 74,891 | 204.87 | 15,293.21 | 74.65 | | |
| Carrot | 44,026 | 252.46 | 8,512.53 | 33.72 | | |
| Onion | 103,370 | 740.94 | 86,211.37 | 116.35 | | |
| Potatoes | 285,332 | 9,657.85 | 746,000.18 | 77.24 | | |
| Garlic | 74,034 | 262.82 | 11,408.41 | 43.41 | | |
| Taro / 'Godere' | 587,828 | 18,426.73 | 1,335,318.70 | 72.47 | | |
| Sweet potatoes | 590,045 | 31,171.37 | 3,183,075.48 | 102.12 | | |
| <u>Fruit crops</u> | 1,091,712 | 26,172.75 | 2,402,908.01 | 91.81 | | |
| Avocados | 441,642 | 2,872.35 | 230,236.76 | 80.16 | | |
| Bananas | 759,689 | 18,254.65 | 1,395,375.99 | 76.44 | | |
| Guavas | 40,624 | 106.08 | 1,746.74 | 16.47 | | |
| Lemons | 45,149 | 154.91 | 8,020.97 | 51.78 | | |
| Mangoes | 163,029 | 2,110.67 | 241,813.81 | 114.57 | | |
| Oranges | 126,575 | 858.63 | 186,574.20 | 217.29 | | |
| Papayas | 216,213 | 931.44 | 276,798.13 | 297.17 | | |
| Pineapples | * | * | * | * | | |
| Chat | 568,744 | 25,060.47 | 216,193.08 | 8.63 | | |
| Coffee | 1,319,380 | 87,619.31 | 535,707.79 | 6.11 | | |
| Hops | 201,172 | 2,416.33 | 31,232.79 | 12.93 | | |
| Sugar cane | 531,684 | 10,787.37 | 11,055,897.18 | 1,024.89 | | |

Table 10.1 - Area, Production and Yield of Crops for Private Peasant Holdings
for Meher Season 2005/2006 (1998 E.C)

| Gurage | | | | | | |
|--------------------|-------------------|-----------------|-----------------------|-------------------------|---------------------------------|---------------------------|
| Crop | Number of holders | Area in hectare | Production in quintal | Average yield (qt / ha) | Non - extension yield (qt / ha) | Extension yield (qt / ha) |
| Grain | 216,847 | 87,600.96 | 1,188,169.33 | | | |
| <u>Cereals</u> | 210,636 | 74,419.28 | 1,061,938.98 | | | |
| Teff | 67,549 | 27,670.33 | 214,299.43 | 7.74 | 8.02 | 11.27 |
| Barley | 103,558 | 13,158.62 | 220,023.64 | 16.72 | 16.69 | 18.35 |
| Wheat | 104,197 | 12,533.00 | 218,927.72 | 17.47 | 16.63 | 20.07 |
| Maize | 85,996 | 15,446.75 | 343,842.08 | 22.26 | 21.04 | 27.34 |
| Sorghum | 38,872 | 5,500.43 | 63,684.59 | 11.58 | 11.49 | 17.15 |
| Finger millet | 373 | 1.54 | * | * | * | - |
| Oats / 'Aja' | 8,392 | 108.61 | 1,161.52 | 10.69 | | |
| Rice | * | * | * | * | | |
| <u>Pulses</u> | 113,415 | 10,390.17 | 115,145.27 | | | |
| Faba beans | 84,999 | 3,858.52 | 47,047.16 | 12.19 | | |
| Field peas | 25,137 | 3,039.62 | 42,873.02 | 14.10 | | |
| Haricot beans | 24,689 | 763.99 | 5,985.56 | 7.83 | | |
| Chick-peas | 10,360 | 1,461.98 | 11,183.54 | 7.65 | | |
| Lentils | 1,758 | 112.42 | 132.83 | 1.18 | | |
| Grass peas | 4,006 | 1,137.17 | 7,923.17 | 6.97 | | |
| Soya beans | 4 | 0.01 | * | * | | |
| Fenugreek | 1,883 | 16.46 | * | * | | |
| Gibto | * | * | * | * | | |
| <u>Oilseeds</u> | 20,282 | 2,791.51 | 11,085.08 | | | |
| Neug | 11,554 | 2,707.09 | 10,903.26 | 4.03 | | |
| Linseed | 2,772 | 56.54 | 172.35 | 3.05 | | |
| Groundnuts | 687 | 10.01 | * | * | | |
| Safflower | 369 | 0.44 | * | * | | |
| Sesame | * | * | * | * | | |
| Rape seed | 5,273 | 17.44 | 9.47 | 0.54 | | |
| <u>Vegetables</u> | 174,812 | 3,673.36 | 235,146.90 | | | |
| Lettuce | 3,518 | 2.30 | * | * | | |
| Head cabbage | 18,108 | 43.95 | 2,373.20 | 54.00 | | |
| Ethiopian cabbage | 160,515 | 1,215.08 | 66,343.34 | 54.60 | | |
| Tomatoes | 1,972 | 14.88 | * | * | | |
| Green peppers | 16,076 | 29.88 | 528.80 | 17.70 | | |
| Red peppers | 24,520 | 2,359.91 | 165,901.56 | 70.30 | | |
| Swiss chard | 7,590 | 7.38 | * | * | | |
| <u>Root crops</u> | 119,248 | 2,410.75 | 203,656.12 | | | |
| Beetroot | 18,999 | 17.88 | 1,087.12 | 60.80 | | |
| Carrot | 18,354 | 43.82 | 5,258.46 | 120.00 | | |
| Onion | 14,952 | 18.12 | 110.50 | 6.10 | | |
| Potatoes | 65,464 | 1,316.74 | 142,207.78 | 108.00 | | |
| Garlic | 12,324 | 26.43 | * | * | | |
| Taro / 'Godere' | 40,937 | 916.54 | 54,992.26 | 60.00 | | |
| Sweet potatoes | 8,848 | 71.23 | * | * | | |
| <u>Fruit crops</u> | 85,868 | 1,115.26 | 166,030.58 | | | |
| Avocados | 28,480 | 79.61 | 6,392.39 | 80.30 | | |
| Bananas | 49,261 | 379.16 | 15,735.26 | 41.50 | | |
| Guavas | 4,808 | 17.48 | 422.94 | 24.20 | | |
| Lemons | 8,627 | 31.01 | 536.50 | 17.30 | | |
| Mangoes | 9,879 | 23.58 | 622.50 | 26.40 | | |
| Oranges | 41,095 | 506.79 | 113,267.52 | 223.50 | | |
| Papayas | 28,312 | 77.50 | 29,053.46 | 374.88 | | |
| Pineapples | 330 | 0.13 | * | * | | |
| Chat | 101,110 | 4,471.30 | 35,770.45 | 8.00 | | |
| Coffee | 94,912 | 2,900.33 | 4,640.54 | 1.60 | | |
| Hops | 61,953 | 990.63 | 7,132.51 | 7.20 | | |
| Sugar cane | 24,788 | 445.25 | 466,533.01 | 1,047.80 | | |

Table 10.2 - Area, Production and Yield of Crops for Private Peasant Holdings
for Meher Season 2005/2006 (1998 E.C)

Hadiya

| Crop | Number of holders | Area in hectare | Production in quintal | Average yield (qt / ha) | Non - extension yield (qt / ha) | Extension yield (qt / ha) |
|--------------------|-------------------|-----------------|-----------------------|-------------------------|---------------------------------|---------------------------|
| Grain | 194,756 | 111,807.27 | 1,567,711.84 | | | |
| <u>Cereals</u> | 189,028 | 98,827.82 | 1,440,614.84 | | | |
| Teff | 112,716 | 29,086.26 | 240,549.24 | 8.27 | 8.39 | 11.70 |
| Barley | 54,940 | 4,422.64 | 51,102.64 | 11.55 | 11.51 | 18.80 |
| Wheat | 114,047 | 35,958.82 | 663,197.00 | 18.44 | 17.37 | 24.99 |
| Maize | 112,192 | 20,713.95 | 375,474.92 | 18.13 | 17.47 | 20.96 |
| Sorghum | 78,512 | 8,070.78 | 106,923.68 | 13.25 | 13.26 | 20.80 |
| Finger millet | 8,961 | 531.49 | 3,126.52 | 5.88 | 5.95 | - |
| Oats / 'Aja' | 881 | 43.88 | 240.84 | 5.49 | | |
| Rice | * | * | * | * | | |
| <u>Pulses</u> | 94,617 | 11,050.72 | 114,191.05 | | | |
| Faba beans | 51,254 | 5,531.38 | 67,716.69 | 12.24 | | |
| Field peas | 24,938 | 3,724.09 | 27,618.54 | 7.42 | | |
| Haricot beans | 42,849 | 1,625.50 | 17,900.06 | 11.01 | | |
| Chick-peas | 1,461 | 24.66 | 217.31 | 8.81 | | |
| Lentils | 5,689 | 122.10 | 738.45 | 6.05 | | |
| Grass peas | * | * | * | * | | |
| Soya beans | 892 | 8.92 | * | * | | |
| Fenugreek | 952 | 14.07 | * | * | | |
| Gibto | * | * | * | * | | |
| <u>Oilseeds</u> | 24,114 | 1,928.73 | 12,905.95 | | | |
| Neug | 295 | 0.14 | * | * | | |
| Linseed | 15,399 | 1,502.24 | 10,918.59 | 7.27 | | |
| Groundnuts | * | * | * | * | | |
| Safflower | * | * | * | * | | |
| Sesame | 297 | 6.00 | 33.62 | 5.60 | | |
| Rape seed | 9,880 | 420.35 | 1,953.74 | 4.65 | | |
| <u>Vegetables</u> | 170,991 | 3,745.52 | 244,129.17 | | | |
| Lettuce | 288 | 0.04 | * | * | | |
| Head cabbage | 8,266 | 18.88 | 1,036.24 | 54.89 | | |
| Ethiopian cabbage | 160,057 | 1,729.59 | 208,415.14 | 120.50 | | |
| Tomatoes | 5,143 | 51.70 | 7,754.32 | 149.99 | | |
| Green peppers | 17,870 | 83.96 | 6,465.13 | 77.00 | | |
| Red peppers | 37,747 | 1,859.85 | 20,458.34 | 11.00 | | |
| Swiss chard | 2,402 | 1.52 | * | * | | |
| <u>Root crops</u> | 103,568 | 3,021.58 | 301,333.38 | | | |
| Beetroot | 24,582 | 47.60 | 6,140.82 | 129.01 | | |
| Carrot | 2,543 | 1.94 | 234.38 | 120.81 | | |
| Onion | 15,401 | 27.87 | 3,762.18 | 134.99 | | |
| Potatoes | 38,058 | 806.98 | 23,402.41 | 29.00 | | |
| Garlic | 3,582 | 15.51 | 2,280.61 | 147.04 | | |
| Taro / 'Godere' | 24,207 | 338.09 | 27,047.60 | 80.00 | | |
| Sweet potatoes | 37,102 | 1,783.59 | 238,465.38 | 133.70 | | |
| <u>Fruit crops</u> | 119,334 | 1,854.92 | 159,468.06 | | | |
| Avocados | 60,347 | 279.24 | 21,278.43 | 76.20 | | |
| Bananas | 97,998 | 1,432.33 | 124,899.56 | 87.20 | | |
| Guavas | 4,624 | 8.53 | * | * | | |
| Lemons | 2,574 | 23.53 | * | * | | |
| Mangoes | 9,627 | 42.98 | 4,169.33 | 97.01 | | |
| Oranges | 9,809 | 29.30 | 5,168.62 | 176.40 | | |
| Papayas | 15,381 | 38.78 | 3,952.11 | 101.91 | | |
| Pineapples | 265 | 0.21 | * | * | | |
| Chat | 54,618 | 1,440.41 | 7,634.16 | 5.30 | | |
| Coffee | 106,230 | 4,848.57 | 25,212.53 | 5.20 | | |
| Hops | 28,855 | 119.47 | 1,469.44 | 12.30 | | |
| Sugar cane | 70,017 | 1,450.86 | 1,975,202.15 | 1,361.40 | | |

Table 10.3 - Area, Production and Yield of Crops for Private Peasant Holdings
for Meher Season 2005/2006 (1998 E.C)

Kembata - Tembaro

| Crop | Number of holders | Area in hectare | Production in quintal | Average yield (qt / ha) | Non - extension yield (qt / ha) | Extension yield (qt / ha) |
|--------------------|-------------------|-----------------|-----------------------|-------------------------|---------------------------------|---------------------------|
| Grain | 95,148 | 26,835.00 | 339,636.62 | | | |
| <u>Cereals</u> | 88,982 | 22,812.62 | 304,142.56 | | | |
| Teff | 43,850 | 7,101.51 | 50,504.31 | 7.11 | 6.73 | 14.78 |
| Barley | 18,824 | 1,280.20 | 15,565.83 | 12.16 | 12.10 | 15.45 |
| Wheat | 49,808 | 9,720.47 | 173,981.39 | 17.90 | 16.83 | 22.99 |
| Maize | 12,048 | 2,473.49 | 46,209.48 | 18.68 | 18.68 | - |
| Sorghum | 27,577 | 2,129.78 | 17,243.35 | 8.10 | 8.10 | - |
| Finger millet | 4,319 | 104.93 | 638.20 | 6.08 | 6.08 | - |
| Oats / 'Aja' | 173 | 2.23 | * | * | | |
| Rice | * | * | * | * | | |
| <u>Pulses</u> | 60,512 | 3,906.01 | 35,008.67 | | | |
| Faba beans | 43,478 | 2,370.83 | 22,825.12 | 9.63 | | |
| Field peas | 17,674 | 769.24 | 5,310.82 | 6.90 | | |
| Haricot beans | 24,784 | 746.39 | 6,847.39 | 9.17 | | |
| Chick-peas | 869 | 19.49 | 25.34 | 1.30 | | |
| Lentils | * | * | * | * | | |
| Grass peas | * | * | * | * | | |
| Soya beans | * | * | * | * | | |
| Fenugreek | 159 | 0.06 | * | * | | |
| Gibto | * | * | * | * | | |
| <u>Oilseeds</u> | 2,704 | 116.36 | 485.40 | | | |
| Neug | * | * | * | * | | |
| Linseed | 2,361 | 106.47 | 483.63 | 4.54 | | |
| Groundnuts | * | * | * | * | | |
| Safflower | * | * | * | * | | |
| Sesame | * | * | * | * | | |
| Rape seed | 694 | 9.90 | 1.77 | 0.18 | | |
| <u>Vegetables</u> | 81,632 | 1,083.25 | 90,755.19 | | | |
| Lettuce | 167 | 0.05 | * | * | | |
| Head cabbage | 9,372 | 141.27 | 7,755.50 | 54.90 | | |
| Ethiopian cabbage | 79,635 | 871.28 | 73,187.51 | 84.00 | | |
| Tomatoes | 3,575 | 45.28 | 6,746.13 | 148.99 | | |
| Green peppers | 5,029 | 19.69 | 3,008.63 | 152.80 | | |
| Red peppers | 3,372 | 3.83 | 57.43 | 14.99 | | |
| Swiss chard | 1,198 | 1.86 | * | * | | |
| <u>Root crops</u> | 92,243 | 5,243.37 | 470,936.45 | | | |
| Beetroot | 7,621 | 66.39 | 5,019.14 | 75.60 | | |
| Carrot | 7,915 | 115.59 | * | * | | |
| Onion | 9,858 | 184.48 | 24,720.95 | 134.00 | | |
| Potatoes | 39,831 | 1,949.98 | 113,878.93 | 58.40 | | |
| Garlic | 4,875 | 19.14 | 2,736.68 | 142.98 | | |
| Taro / 'Godere' | 31,385 | 702.10 | 83,058.35 | 118.30 | | |
| Sweet potatoes | 49,178 | 2,205.68 | 241,522.41 | 109.50 | | |
| <u>Fruit crops</u> | 79,722 | 1,552.78 | 141,729.98 | | | |
| Avocados | 56,925 | 339.50 | 14,768.07 | 43.50 | | |
| Bananas | 62,861 | 1,060.98 | 104,506.58 | 98.50 | | |
| Guavas | 2,581 | 5.62 | 142.67 | 25.39 | | |
| Lemons | 4,589 | 14.71 | 404.62 | 27.51 | | |
| Mangoes | 15,158 | 61.35 | 7,073.70 | 115.30 | | |
| Oranges | 9,049 | 39.76 | 1,550.79 | 39.00 | | |
| Papayas | 9,020 | 30.86 | 13,283.56 | 430.45 | | |
| Pineapples | * | * | * | * | | |
| Chat | 15,033 | 455.65 | 3,690.74 | 8.10 | | |
| Coffee | 70,477 | 2,948.18 | 8,254.92 | 2.80 | | |
| Hops | 19,035 | 91.45 | 1,051.72 | 11.50 | | |
| Sugar cane | 39,410 | 923.61 | 616,137.85 | 667.10 | | |

Table 10.4 - Area, Production and Yield of Crops for Private Peasant Holdings
for Meher Season 2005/2006 (1998 E.C)

| Sidama | | | | | | |
|--------------------|-------------------|-----------------|-----------------------|-------------------------|---------------------------------|---------------------------|
| Crop | Number of holders | Area in hectare | Production in quintal | Average yield (qt / ha) | Non - extension yield (qt / ha) | Extension yield (qt / ha) |
| Grain | 380,160 | 85,174.94 | 1,264,706.11 | | | |
| <u>Cereals</u> | 306,666 | 63,668.83 | 1,070,379.49 | | | |
| Teff | 40,014 | 4,999.32 | 30,731.76 | 6.15 | 4.83 | 9.35 |
| Barley | 87,844 | 12,936.21 | 125,703.42 | 9.72 | 9.76 | 11.05 |
| Wheat | 38,100 | 5,435.89 | 66,004.79 | 12.14 | 12.65 | 15.90 |
| Maize | 248,749 | 40,046.62 | 846,513.06 | 21.14 | 18.52 | 25.72 |
| Sorghum | 6,678 | 204.89 | 1,239.62 | 6.05 | 7.90 | - |
| Finger millet | 2,376 | 31.80 | 180.73 | 5.68 | 5.68 | 9.35 |
| Oats / 'Aja' | 1,350 | 12.52 | 6.12 | 0.49 | | |
| Rice | 555 | 1.59 | * | * | | |
| <u>Pulses</u> | 198,813 | 21,457.49 | 194,158.59 | | | |
| Faba beans | 81,311 | 4,523.88 | 43,282.88 | 9.57 | | |
| Field peas | 31,594 | 3,170.66 | 18,743.51 | 5.91 | | |
| Haricot beans | 109,548 | 13,737.63 | 132,076.51 | 9.61 | | |
| Chick-peas | * | * | * | * | | |
| Lentils | 532 | 9.60 | 55.69 | 5.80 | | |
| Grass peas | * | * | * | * | | |
| Soya beans | * | * | * | * | | |
| Fenugreek | 1,145 | 15.73 | * | * | | |
| Gibto | * | * | * | * | | |
| <u>Oilseeds</u> | 6,215 | 48.62 | 168.02 | | | |
| Neug | * | * | * | * | | |
| Linseed | 4,398 | 45.25 | 162.44 | 3.59 | | |
| Groundnuts | * | * | * | * | | |
| Safflower | * | * | * | * | | |
| Sesame | 613 | 0.44 | * | * | | |
| Rape seed | 1,205 | 2.94 | 5.58 | 1.90 | | |
| <u>Vegetables</u> | 280,142 | 3,525.91 | 260,824.57 | | | |
| Lettuce | 1,163 | 5.61 | * | * | | |
| Head cabbage | 2,590 | 8.16 | * | * | | |
| Ethiopian cabbage | 261,346 | 2,814.07 | 236,382.08 | 84.00 | | |
| Tomatoes | 1,807 | 10.27 | 1,530.87 | 149.06 | | |
| Green peppers | 33,856 | 159.77 | 22,911.61 | 143.40 | | |
| Red peppers | 21,519 | 525.82 | * | * | | |
| Swiss chard | 571 | 2.19 | * | * | | |
| <u>Root crops</u> | 125,737 | 3,874.61 | 349,017.92 | | | |
| Beetroot | 2,326 | 1.24 | 160.70 | 129.60 | | |
| Carrot | 4,189 | 11.49 | 1,401.78 | 122.00 | | |
| Onion | 3,845 | 31.25 | 4,218.25 | 134.98 | | |
| Potatoes | 13,117 | 320.52 | * | * | | |
| Garlic | 12,651 | 68.00 | * | * | | |
| Taro / 'Godere' | 9,783 | 48.76 | 3,901.03 | 80.00 | | |
| Sweet potatoes | 88,732 | 3,393.36 | 339,336.15 | 100.00 | | |
| <u>Fruit crops</u> | 173,416 | 3,446.61 | 325,803.94 | | | |
| Avocados | 84,881 | 730.90 | 70,385.35 | 96.30 | | |
| Bananas | 129,668 | 1,758.87 | 175,535.25 | 99.80 | | |
| Guavas | 7,174 | 14.65 | 347.26 | 23.70 | | |
| Lemons | 1,709 | 5.34 | 313.68 | 58.74 | | |
| Mangoes | 4,036 | 36.20 | 4,739.18 | 130.92 | | |
| Oranges | 10,888 | 24.59 | 4,500.48 | 183.02 | | |
| Papayas | 5,016 | 16.98 | 8,300.81 | 488.86 | | |
| Pineapples | 12,979 | 859.08 | 61,681.93 | 71.80 | | |
| Chat | 226,502 | 13,077.30 | 124,234.44 | 9.50 | | |
| Coffee | 296,045 | 27,944.45 | 162,077.83 | 5.80 | | |
| Hops | 22,953 | 668.76 | 14,311.52 | 21.40 | | |
| Sugar cane | 126,868 | 4,007.57 | 4,836,733.82 | 1,206.90 | | |

Table 10.5 - Area, Production and Yield of Crops for Private Peasant Holdings
for Meher Season 2005/2006 (1998 E.C)

| Gedio | | | | | | |
|--------------------|-------------------|-----------------|-----------------------|-------------------------|---------------------------------|---------------------------|
| Crop | Number of holders | Area in hectare | Production in quintal | Average yield (qt / ha) | Non - extension yield (qt / ha) | Extension yield (qt / ha) |
| Grain | 78,998 | 13,833.30 | 195,071.34 | | | |
| <u>Cereals</u> | 66,012 | 10,825.75 | 171,095.95 | | | |
| Teff | 1,223 | 38.08 | 57.25 | 1.50 | 1.50 | - |
| Barley | 28,025 | 4,127.16 | 45,298.88 | 10.98 | 10.70 | 19.65 |
| Wheat | 1,719 | 282.79 | 2,590.80 | 9.16 | * | 12.50 |
| Maize | 53,255 | 6,361.65 | 123,069.24 | 19.35 | 15.93 | 29.23 |
| Sorghum | 594 | 12.87 | 79.77 | 6.20 | 6.20 | - |
| Finger millet | * | * | * | * | * | - |
| Oats / 'Aja' | 241 | 3.20 | * | * | * | - |
| Rice | * | * | * | * | * | - |
| <u>Pulses</u> | 40,347 | 2,986.22 | 23,954.07 | | | |
| Faba beans | 26,431 | 1,930.22 | 17,860.29 | 9.25 | | |
| Field peas | 5,166 | 735.02 | 5,299.37 | 7.21 | | |
| Haricot beans | 16,053 | 312.27 | 786.72 | 2.52 | | |
| Chick-peas | 274 | 8.54 | 7.69 | 0.90 | | |
| Lentils | 146 | 0.17 | * | * | | |
| Grass peas | * | * | * | * | | |
| Soya beans | * | * | * | * | | |
| Fenugreek | * | * | * | * | | |
| Gibto | * | * | * | * | | |
| <u>Oilseeds</u> | 1,627 | 21.34 | 21.32 | | | |
| Neug | * | * | * | * | | |
| Linseed | 807 | 5.55 | 21.32 | 3.84 | | |
| Groundnuts | 242 | 14.90 | * | * | | |
| Safflower | 398 | 0.38 | * | * | | |
| Sesame | * | * | * | * | | |
| Rape seed | 179 | 0.52 | * | * | | |
| <u>Vegetables</u> | 97,341 | 1,327.89 | 104,301.95 | | | |
| Lettuce | 251 | 0.59 | * | * | | |
| Head cabbage | 722 | 4.54 | * | * | | |
| Ethiopian cabbage | 95,595 | 1,286.17 | 101,479.00 | 78.90 | | |
| Tomatoes | 1,383 | 0.75 | 90.59 | 120.79 | | |
| Green peppers | 12,381 | 34.46 | 2,732.37 | 79.29 | | |
| Red peppers | 1,459 | 1.15 | * | * | | |
| Swiss chard | 197 | 0.22 | * | * | | |
| <u>Root crops</u> | 33,844 | 724.41 | 75,839.32 | | | |
| Beetroot | 976 | 2.55 | * | * | | |
| Carrot | 1,014 | 5.84 | * | * | | |
| Onion | 991 | 2.57 | 347.02 | 135.03 | | |
| Potatoes | 736 | 26.05 | 2,709.12 | 104.00 | | |
| Garlic | 661 | 0.92 | * | * | | |
| Taro / 'Godere' | 16,130 | 218.82 | 36,586.54 | 167.20 | | |
| Sweet potatoes | 17,943 | 467.66 | 36,196.63 | 77.40 | | |
| <u>Fruit crops</u> | 52,227 | 1,126.67 | 102,441.46 | | | |
| Avocados | 37,243 | 382.33 | 33,263.02 | 87.00 | | |
| Bananas | 24,870 | 580.08 | 46,000.04 | 79.30 | | |
| Guavas | 183 | 1.67 | 43.63 | 26.13 | | |
| Lemons | * | * | * | * | | |
| Mangoes | 1,921 | 54.52 | 4,721.19 | 86.60 | | |
| Oranges | 971 | 32.69 | 10,969.02 | 335.55 | | |
| Papayas | 581 | 74.83 | 7,400.45 | 98.90 | | |
| Pineapples | 179 | 0.56 | 44.12 | 78.79 | | |
| Chat | 8,455 | 687.48 | 3,437.44 | 5.00 | | |
| Coffee | 118,391 | 16,281.88 | 94,434.88 | 5.80 | | |
| Hops | 10,479 | 166.75 | 2,918.08 | 17.50 | | |
| Sugar cane | 26,517 | 589.76 | 513,330.91 | 870.41 | | |

Table 10.6 - Area, Production and Yield of Crops for Private Peasant Holdings
for Meher Season 2005/2006 (1998 E.C)

| Wolayita | | | | | | |
|--------------------|-------------------|-----------------|-----------------------|-------------------------|---------------------------------|---------------------------|
| Crop | Number of holders | Area in hectare | Production in quintal | Average yield (qt / ha) | Non - extension yield (qt / ha) | Extension yield (qt / ha) |
| Grain | 221,956 | 51,975.34 | 585,580.29 | | | |
| <u>Cereals</u> | 187,377 | 40,559.57 | 506,050.04 | | | |
| Teff | 102,538 | 18,294.51 | 154,307.55 | 8.43 | 7.21 | 14.04 |
| Barley | 20,353 | 637.49 | 4,878.61 | 7.65 | 7.90 | 14.19 |
| Wheat | 57,136 | 4,965.01 | 69,421.72 | 13.98 | 14.06 | 16.90 |
| Maize | 67,455 | 13,408.37 | 253,648.68 | 18.92 | 16.65 | 24.04 |
| Sorghum | 51,016 | 3,243.54 | 23,793.48 | 7.34 | 7.34 | - |
| Finger millet | 348 | 6.48 | * | * | * | - |
| Oats / 'Aja' | 655 | 4.17 | * | * | * | - |
| Rice | * | * | * | * | * | - |
| <u>Pulses</u> | 150,187 | 11,347.87 | 79,484.10 | | | |
| Faba beans | 44,320 | 1,658.26 | 13,253.66 | 7.99 | | |
| Field peas | 45,346 | 2,168.56 | 14,689.55 | 6.77 | | |
| Haricot beans | 91,449 | 6,361.95 | 47,178.48 | 7.42 | | |
| Chick-peas | 10,615 | 1,153.69 | 4,350.39 | 3.77 | | |
| Lentils | 1,029 | 3.94 | 12.02 | 3.05 | | |
| Grass peas | * | * | * | * | | |
| Soya beans | 305 | 1.48 | * | * | | |
| Fenugreek | * | * | * | * | | |
| Gibto | * | * | * | * | | |
| <u>Oilseeds</u> | 2,606 | 67.89 | 46.15 | | | |
| Neug | * | * | * | * | | |
| Linseed | 1,307 | 11.15 | * | * | | |
| Groundnuts | 358 | 8.93 | 4.47 | 0.50 | | |
| Safflower | 923 | 22.19 | 41.69 | 1.88 | | |
| Sesame | 331 | 25.63 | * | * | | |
| Rape seed | * | * | * | * | | |
| <u>Vegetables</u> | 98,637 | 1,313.53 | 37,572.39 | | | |
| Lettuce | 305 | 0.19 | * | * | | |
| Head cabbage | 4,214 | 124.84 | 13,607.06 | 109.00 | | |
| Ethiopian cabbage | 85,782 | 516.84 | 11,370.38 | 22.00 | | |
| Tomatoes | 675 | 1.86 | * | * | | |
| Green peppers | 7,954 | 42.98 | 3,988.17 | 92.79 | | |
| Red peppers | 17,849 | 623.68 | 8,606.77 | 13.80 | | |
| Swiss chard | 1,602 | 3.16 | * | * | | |
| <u>Root crops</u> | 232,211 | 20,049.72 | 1,907,856.05 | | | |
| Beetroot | 3,851 | 31.70 | * | * | | |
| Carrot | 2,557 | 62.45 | 1,580.04 | 25.30 | | |
| Onion | 5,177 | 43.68 | 5,678.24 | 130.00 | | |
| Potatoes | 30,809 | 1,013.89 | 54,344.57 | 53.60 | | |
| Garlic | 348 | 4.10 | * | * | | |
| Taro / 'Godere' | 107,170 | 2,765.16 | 233,379.21 | 84.40 | | |
| Sweet potatoes | 215,183 | 16,128.74 | 1,612,874.00 | 100.00 | | |
| <u>Fruit crops</u> | 172,094 | 2,532.33 | 287,376.76 | | | |
| Avocados | 117,016 | 742.75 | 69,447.05 | 93.50 | | |
| Bananas | 96,601 | 1,234.48 | 114,807.26 | 93.00 | | |
| Guavas | 6,607 | 16.75 | 395.36 | 23.60 | | |
| Lemons | 3,927 | 10.10 | 628.50 | 62.23 | | |
| Mangoes | 34,393 | 385.35 | 45,894.66 | 119.10 | | |
| Oranges | 15,367 | 62.04 | 14,064.83 | 226.71 | | |
| Papayas | 23,445 | 75.65 | 41,965.05 | 554.73 | | |
| Pineapples | 934 | 5.20 | 174.06 | 33.47 | | |
| Chat | 6,649 | 91.29 | * | * | | |
| Coffee | 192,438 | 5,969.75 | 48,355.00 | 8.10 | | |
| Hops | 4,682 | 8.73 | 113.55 | 13.01 | | |
| Sugar cane | 72,922 | 886.51 | 1,320,993.77 | 1,490.11 | | |

Table 10.7 - Area, Production and Yield of Crops for Private Peasant Holdings
for Meher Season 2005/2006 (1998 E.C)

South Omo

| Crop | Number of holders | Area in hectare | Production in quintal | Average yield (qt / ha) | Non - extension yield (qt / ha) | Extension yield (qt / ha) |
|--------------------|-------------------|-----------------|-----------------------|-------------------------|---------------------------------|---------------------------|
| Grain | 69,465 | 33,526.38 | 279,970.76 | | | |
| <u>Cereals</u> | 67,273 | 27,497.53 | 236,481.47 | | | |
| Teff | 8,928 | 2,094.73 | 15,949.61 | 7.61 | 7.90 | - |
| Barley | 16,907 | 4,389.66 | 31,754.63 | 7.23 | 7.23 | - |
| Wheat | 7,253 | 1,340.29 | 15,560.67 | 11.61 | 11.61 | - |
| Maize | 41,742 | 9,578.11 | 94,279.03 | 9.84 | 9.45 | 14.17 |
| Sorghum | 26,856 | 10,060.18 | 78,847.85 | 7.84 | 7.94 | - |
| Finger millet | 767 | 24.65 | 51.01 | 2.07 | 0.33 | - |
| Oats / 'Aja' | 159 | 9.91 | 38.67 | 3.90 | | |
| Rice | * | * | * | * | | |
| <u>Pulses</u> | 44,947 | 5,519.93 | 40,178.99 | | | |
| Faba beans | 17,278 | 2,044.54 | 19,993.84 | 9.78 | | |
| Field peas | 9,495 | 1,367.67 | 10,107.82 | 7.39 | | |
| Haricot beans | 29,141 | 2,106.44 | 10,075.72 | 4.78 | | |
| Chick-peas | 15 | 1.15 | 1.61 | 1.40 | | |
| Lentils | * | * | * | * | | |
| Grass peas | * | * | * | * | | |
| Soya beans | * | * | * | * | | |
| Fenugreek | 257 | 0.13 | * | * | | |
| Gibto | * | * | * | * | | |
| <u>Oilseeds</u> | 11,604 | 508.92 | 3,310.30 | | | |
| Neug | * | * | * | * | | |
| Linseed | 2,951 | 64.86 | 241.32 | 3.72 | | |
| Groundnuts | 628 | 52.85 | 43.92 | 0.83 | | |
| Safflower | 7,291 | 333.80 | 2,953.27 | 8.85 | | |
| Sesame | 1,016 | 57.41 | 71.80 | 1.25 | | |
| Rape seed | * | * | * | * | | |
| <u>Vegetables</u> | 22,094 | 215.82 | 16,467.59 | | | |
| Lettuce | * | * | * | * | | |
| Head cabbage | 931 | 13.62 | * | * | | |
| Ethiopian cabbage | 20,206 | 180.10 | 15,128.07 | 84.00 | | |
| Tomatoes | 954 | 1.18 | * | * | | |
| Green peppers | 2,768 | 17.63 | 1,339.52 | 75.98 | | |
| Red peppers | 289 | 1.47 | * | * | | |
| Swiss chard | 132 | 1.83 | * | * | | |
| <u>Root crops</u> | 39,921 | 1,287.61 | 78,476.46 | | | |
| Beetroot | 84 | * | * | * | | |
| Carrot | 134 | 0.15 | * | * | | |
| Onion | 6,263 | 86.93 | 11,649.26 | 134.01 | | |
| Potatoes | 2,065 | 93.38 | 8,170.51 | 87.50 | | |
| Garlic | 3,330 | 11.59 | * | * | | |
| Taro / 'Godere' | 24,892 | 841.42 | 15,986.95 | 19.00 | | |
| Sweet potatoes | 12,817 | 254.14 | 42,669.75 | 167.90 | | |
| <u>Fruit crops</u> | 32,282 | 749.96 | 84,220.21 | | | |
| Avocados | 3,351 | 31.07 | * | * | | |
| Bananas | 27,117 | 605.18 | 61,667.76 | 101.90 | | |
| Guavas | 123 | 0.84 | * | * | | |
| Lemons | 241 | 0.29 | 17.18 | 59.24 | | |
| Mangoes | 11,017 | 85.89 | 10,556.16 | 122.90 | | |
| Oranges | 904 | 2.18 | 458.34 | 210.25 | | |
| Papayas | 8,808 | 20.07 | 11,079.47 | 552.04 | | |
| Pineapples | 370 | 4.44 | 441.31 | 99.39 | | |
| Chat | 1,496 | 17.68 | 111.39 | 6.30 | | |
| Coffee | 38,147 | 2,880.81 | 10,947.10 | 3.80 | | |
| Hops | 3,740 | 28.70 | 315.66 | 11.00 | | |
| Sugar cane | 10,896 | 220.23 | 74,306.83 | 337.41 | | |

Table 10.8 - Area, Production and Yield of Crops for Private Peasant Holdings
for Meher Season 2005/2006 (1998 E.C)

Sheka

| Crop | Number of holders | Area in hectare | Production in quintal | Average yield (qt / ha) | Non - extension yield (qt / ha) | Extension yield (qt / ha) |
|--------------------|-------------------|-----------------|-----------------------|-------------------------|---------------------------------|---------------------------|
| Grain | 26,899 | 10,604.67 | 149,625.76 | | | |
| <u>Cereals</u> | 23,771 | 7,978.56 | 133,514.03 | | | |
| Teff | 3,486 | 379.46 | 2,475.35 | 6.52 | 6.52 | - |
| Barley | 2,724 | 200.24 | 1,518.28 | 7.58 | 7.58 | - |
| Wheat | 1,394 | 161.46 | 1,018.15 | 6.31 | 6.31 | - |
| Maize | 10,755 | 1,869.73 | 39,604.71 | 21.18 | 15.76 | 40.48 |
| Sorghum | 16,624 | 5,312.71 | 88,095.58 | 16.58 | 16.59 | - |
| Finger millet | 191 | 47.51 | 652.88 | 13.74 | 13.74 | - |
| Oats / 'Aja' | * | * | * | * | | |
| Rice | 170 | 7.45 | 149.08 | 20.01 | | |
| <u>Pulses</u> | 11,931 | 2,621.62 | 16,108.87 | | | |
| Faba beans | 5,789 | 1,026.03 | 6,131.18 | 5.98 | | |
| Field peas | 5,053 | 1,423.93 | 7,762.10 | 5.45 | | |
| Haricot beans | 5,779 | 171.41 | 2,215.59 | 12.93 | | |
| Chick-peas | * | * | * | * | | |
| Lentils | * | * | * | * | | |
| Grass peas | * | * | * | * | | |
| Soya beans | 140 | 0.20 | * | * | | |
| Fenugreek | 91 | 0.05 | * | * | | |
| Gibto | * | * | * | * | | |
| <u>Oilseeds</u> | 438 | 4.48 | 2.86 | | | |
| Neug | * | * | * | * | | |
| Linseed | 91 | 0.40 | * | * | | |
| Groundnuts | 59 | 0.10 | * | * | | |
| Safflower | 55 | 0.05 | * | * | | |
| Sesame | 60 | 1.26 | 0.63 | 0.50 | | |
| Rape seed | 173 | 2.68 | 2.23 | 0.83 | | |
| <u>Vegetables</u> | 14,414 | 176.91 | 10,177.48 | | | |
| Lettuce | * | * | * | * | | |
| Head cabbage | 284 | 2.46 | 102.94 | 41.85 | | |
| Ethiopian cabbage | 10,645 | 97.02 | 6,704.00 | 69.10 | | |
| Tomatoes | 302 | 1.31 | 8.11 | 6.19 | | |
| Green peppers | 2,741 | 13.92 | 687.55 | 49.39 | | |
| Red peppers | 3,211 | 62.21 | 2,674.88 | 43.00 | | |
| Swiss chard | * | * | * | * | | |
| <u>Root crops</u> | 17,907 | 422.05 | 34,500.31 | | | |
| Beetroot | * | * | * | * | | |
| Carrot | * | * | * | * | | |
| Onion | 1,852 | 21.85 | 1,310.79 | 59.99 | | |
| Potatoes | 526 | 9.01 | 937.16 | 104.01 | | |
| Garlic | 2,522 | 5.70 | 607.90 | 106.65 | | |
| Taro / 'Godere' | 15,131 | 373.82 | 29,905.61 | 80.00 | | |
| Sweet potatoes | 1,140 | 11.67 | 1,738.85 | 149.00 | | |
| <u>Fruit crops</u> | 17,284 | 304.48 | 48,086.59 | | | |
| Avocados | 2,751 | 11.01 | 512.09 | 46.51 | | |
| Bananas | 7,226 | 101.64 | 7,206.42 | 70.90 | | |
| Guavas | 379 | 0.51 | * | * | | |
| Lemons | 517 | 0.92 | 103.96 | 113.00 | | |
| Mangoes | 10,111 | 101.27 | 12,526.77 | 123.70 | | |
| Oranges | 4,686 | 33.65 | 11,171.18 | 331.98 | | |
| Papayas | 9,119 | 41.65 | 16,566.18 | 397.75 | | |
| Pineapples | 859 | 13.83 | * | * | | |
| Chat | 3,901 | 118.63 | 1,115.09 | 9.40 | | |
| Coffee | 22,184 | 6,512.29 | 55,354.46 | 8.50 | | |
| Hops | 2,944 | 27.96 | 550.84 | 19.70 | | |
| Sugar cane | 10,602 | 192.69 | 121,988.92 | 633.08 | | |

Table 10.9 - Area, Production and Yield of Crops for Private Peasant Holdings
for Meher Season 2005/2006 (1998 E.C)

| Keffa | | | | | | |
|--------------------|-------------------|-----------------|-----------------------|-------------------------|---------------------------------|---------------------------|
| Crop | Number of holders | Area in hectare | Production in quintal | Average yield (qt / ha) | Non - extension yield (qt / ha) | Extension yield (qt / ha) |
| Grain | 157,923 | 106,747.52 | 1,200,801.62 | | | |
| <u>Cereals</u> | 148,435 | 70,948.59 | 916,617.12 | | | |
| Teff | 111,451 | 25,663.81 | 213,287.94 | 8.31 | 8.08 | 11.90 |
| Barley | 63,114 | 11,384.88 | 119,053.29 | 10.46 | 10.38 | 16.24 |
| Wheat | 45,794 | 9,043.21 | 109,235.83 | 12.08 | 11.19 | 15.98 |
| Maize | 36,149 | 13,030.88 | 308,081.32 | 23.64 | 19.60 | 39.53 |
| Sorghum | 50,527 | 11,036.28 | 156,633.88 | 14.19 | 14.22 | - |
| Finger millet | 4,109 | 764.79 | 10,110.12 | 13.22 | 13.35 | - |
| Oats / 'Aja' | 1,338 | 24.74 | 214.75 | 8.68 | | |
| Rice | * | * | * | * | | |
| <u>Pulses</u> | 128,311 | 35,631.32 | 283,586.29 | | | |
| Faba beans | 91,845 | 18,716.72 | 157,553.65 | 8.42 | | |
| Field peas | 59,137 | 13,630.10 | 102,208.09 | 7.50 | | |
| Haricot beans | 47,292 | 3,274.05 | 23,821.11 | 7.28 | | |
| Chick-peas | 18 | 0.34 | 2.23 | 6.56 | | |
| Lentils | 10 | 0.09 | * | * | | |
| Grass peas | 459 | 3.60 | * | * | | |
| Soya beans | 530 | 6.36 | 1.21 | 0.19 | | |
| Fenugreek | 11 | 0.06 | * | * | | |
| Gibto | * | * | * | * | | |
| <u>Oilseeds</u> | 9,367 | 167.60 | 598.22 | | | |
| Neug | 20 | 2.42 | 9.21 | 3.81 | | |
| Linseed | 8,034 | 104.91 | 327.34 | 3.12 | | |
| Groundnuts | 591 | 16.65 | 97.01 | 5.83 | | |
| Safflower | 154 | 3.25 | * | * | | |
| Sesame | 586 | 38.70 | 164.42 | 4.25 | | |
| Rape seed | 240 | 1.67 | 0.23 | 0.14 | | |
| <u>Vegetables</u> | 108,259 | 1,855.48 | 112,812.58 | | | |
| Lettuce | 6 | 0.02 | * | * | | |
| Head cabbage | 2,073 | 25.19 | * | * | | |
| Ethiopian cabbage | 95,468 | 660.25 | 84,776.37 | 128.40 | | |
| Tomatoes | 500 | 0.88 | * | * | | |
| Green peppers | 18,346 | 66.63 | 3,671.27 | 55.10 | | |
| Red peppers | 9,158 | 1,102.49 | 24,364.94 | 22.10 | | |
| Swiss chard | 20 | 0.02 | * | * | | |
| <u>Root crops</u> | 95,243 | 2,490.46 | 134,122.88 | | | |
| Beetroot | 3,867 | 13.41 | 1,743.09 | 129.98 | | |
| Carrot | 939 | 2.73 | * | * | | |
| Onion | 6,016 | 42.20 | 5,654.55 | 133.99 | | |
| Potatoes | 1,596 | 22.83 | 3,560.89 | 155.97 | | |
| Garlic | 13,287 | 54.33 | 4,080.06 | 75.10 | | |
| Taro / 'Godere' | 81,717 | 2,228.06 | 100,262.98 | 45.00 | | |
| Sweet potatoes | 8,307 | 126.91 | 18,821.32 | 148.30 | | |
| <u>Fruit crops</u> | 55,106 | 998.28 | 28,071.91 | | | |
| Avocados | 4,592 | 34.08 | 2,606.79 | 76.49 | | |
| Bananas | 51,879 | 888.40 | 17,590.39 | 19.80 | | |
| Guavas | 1,118 | 1.91 | 48.45 | 25.37 | | |
| Lemons | 183 | 0.07 | 7.13 | 101.86 | | |
| Mangoes | 1,261 | 11.62 | 1,043.75 | 89.82 | | |
| Oranges | 2,010 | 4.55 | 300.88 | 66.13 | | |
| Papayas | 9,110 | 57.65 | 6,474.52 | 112.31 | | |
| Pineapples | * | * | * | * | | |
| Chat | 8,081 | 87.42 | 996.61 | 11.40 | | |
| Coffee | 64,744 | 4,187.55 | 37,688.03 | 9.00 | | |
| Hops | 9,985 | 120.48 | 1,590.33 | 13.20 | | |
| Sugar cane | 49,333 | 708.68 | 363,128.28 | 512.40 | | |

Table 10.10 - Area, Production and Yield of Crops for Private Peasant Holdings
for Meher Season 2005/2006 (1998 E.C)

Gamo Gofa

| Crop | Number of holders | Area in hectare | Production in quintal | Average yield (qt / ha) | Non - extension yield (qt / ha) | Extension yield (qt / ha) |
|--------------------|-------------------|-----------------|-----------------------|-------------------------|---------------------------------|---------------------------|
| Grain | 255,529 | 97,031.47 | 889,934.20 | | | |
| <u>Cereals</u> | 243,524 | 82,454.59 | 774,090.49 | | | |
| Teff | 80,117 | 25,730.54 | 182,148.93 | 7.08 | 7.05 | 9.80 |
| Barley | 112,738 | 16,784.94 | 169,706.95 | 10.11 | 10.14 | 13.64 |
| Wheat | 80,350 | 12,751.29 | 134,791.42 | 10.57 | 10.26 | 17.88 |
| Maize | 89,469 | 16,988.65 | 215,988.46 | 12.71 | 13.61 | 16.79 |
| Sorghum | 49,994 | 10,180.05 | 71,448.29 | 7.02 | 7.02 | - |
| Finger millet | 694 | 18.59 | 6.44 | 0.35 | * | 9.80 |
| Oats / 'Aja' | 458 | 0.52 | * | * | | |
| Rice | * | * | * | * | | |
| <u>Pulses</u> | 146,500 | 14,355.98 | 115,277.13 | | | |
| Faba beans | 79,384 | 5,287.97 | 47,849.56 | 9.05 | | |
| Field peas | 58,313 | 4,175.12 | 30,277.26 | 7.25 | | |
| Haricot beans | 64,288 | 4,409.12 | 34,830.90 | 7.90 | | |
| Chick-peas | 3,379 | 308.25 | 1,459.27 | 4.73 | | |
| Lentils | 2,940 | 139.89 | 680.07 | 4.86 | | |
| Grass peas | 6 | 0.91 | * | * | | |
| Soya beans | * | * | * | * | | |
| Fenugreek | 10,529 | 34.72 | 180.08 | 5.19 | | |
| Gibto | * | * | * | * | | |
| <u>Oilseeds</u> | 9,262 | 220.91 | 566.58 | | | |
| Neug | 23 | 6.11 | 15.89 | 2.60 | | |
| Linseed | 6,276 | 145.19 | 242.20 | 1.67 | | |
| Groundnuts | 1,481 | 60.87 | 306.96 | 5.04 | | |
| Safflower | 1,463 | 7.03 | 0.21 | 0.03 | | |
| Sesame | 39 | 1.70 | 1.32 | 0.78 | | |
| Rape seed | * | * | * | * | | |
| <u>Vegetables</u> | 76,255 | 895.18 | 18,480.95 | | | |
| Lettuce | 245 | 0.42 | * | * | | |
| Head cabbage | 2,021 | 18.08 | 992.77 | 54.91 | | |
| Ethiopian cabbage | 64,432 | 726.03 | 3,267.19 | 4.50 | | |
| Tomatoes | 1,994 | 81.83 | 8,370.77 | 102.29 | | |
| Green peppers | 9,797 | 36.31 | 5,850.22 | 161.12 | | |
| Red peppers | 2,572 | 28.22 | * | * | | |
| Swiss chard | 2,969 | 4.29 | * | * | | |
| <u>Root crops</u> | 194,384 | 11,995.62 | 1,170,897.89 | | | |
| Beetroot | 3,100 | 5.02 | 60.28 | 12.01 | | |
| Carrot | 1,171 | 1.15 | 37.86 | 32.92 | | |
| Onion | 21,617 | 146.00 | 19,563.75 | 134.00 | | |
| Potatoes | 71,539 | 3,760.14 | 394,815.31 | 105.00 | | |
| Garlic | 8,486 | 15.06 | * | * | | |
| Taro / 'Godere' | 76,455 | 2,400.16 | 189,612.94 | 79.00 | | |
| Sweet potatoes | 112,735 | 5,668.08 | 566,807.75 | 100.00 | | |
| <u>Fruit crops</u> | 103,479 | 9,779.01 | 888,127.62 | 90.82 | | |
| Avocados | 11,493 | 71.29 | 1,012.30 | 14.20 | | |
| Bananas | 77,341 | 8,217.09 | 645,041.43 | 78.50 | | |
| Guavas | 1,512 | 6.07 | * | * | | |
| Lemons | 12,901 | 38.09 | 3,903.75 | 102.49 | | |
| Mangoes | 43,697 | 1,219.15 | 140,933.87 | 115.60 | | |
| Oranges | 9,879 | 44.38 | 13,827.29 | 311.57 | | |
| Papayas | 35,710 | 182.95 | 83,408.98 | 455.91 | | |
| Pineapples | * | * | * | * | | |
| Chat | 6,272 | 83.08 | * | * | | |
| Coffee | 93,140 | 2,199.71 | 6,819.11 | 3.10 | | |
| Hops | 13,447 | 60.00 | 450.02 | 7.50 | | |
| Sugar cane | 22,766 | 268.24 | 114,323.02 | 426.20 | | |

Table 10.11 - Area, Production and Yield of Crops for Private Peasant Holdings
for Meher Season 2005/2006 (1998 E.C)

Benchi - Maji

| Crop | Number of holders | Area in hectare | Production in quintal | Average yield (qt / ha) | Non - extension yield (qt / ha) | Extension yield (qt / ha) |
|--------------------|-------------------|-----------------|-----------------------|-------------------------|---------------------------------|---------------------------|
| Grain | 95,878 | 29,274.67 | 371,345.65 | | | |
| <u>Cereals</u> | 84,850 | 22,215.78 | 314,955.61 | | | |
| Teff | 31,049 | 5,760.28 | 46,534.52 | 8.08 | 7.18 | 11.16 |
| Barley | 9,180 | 1,093.24 | 9,998.84 | 9.15 | 8.72 | 10.30 |
| Wheat | 1,646 | 292.95 | 1,079.81 | 3.69 | 4.27 | 9.70 |
| Maize | 48,753 | 9,789.35 | 188,788.52 | 19.29 | 17.55 | 22.68 |
| Sorghum | 28,265 | 5,220.83 | 67,497.29 | 12.93 | 12.97 | - |
| Finger millet | 378 | 46.55 | 897.64 | 19.28 | 20.40 | - |
| Oats / 'Aja' | * | * | * | * | | |
| Rice | 115 | 12.58 | 159.00 | 12.64 | | |
| <u>Pulses</u> | 47,677 | 6,992.04 | 56,273.83 | | | |
| Faba beans | 21,865 | 2,531.44 | 18,954.21 | 7.49 | | |
| Field peas | 16,165 | 2,995.10 | 22,611.09 | 7.55 | | |
| Haricot beans | 25,066 | 1,460.66 | 14,708.53 | 10.07 | | |
| Chick-peas | * | * | * | * | | |
| Lentils | 125 | 3.59 | * | * | | |
| Grass peas | * | * | * | * | | |
| Soya beans | 272 | 1.09 | * | * | | |
| Fenugreek | 10 | 0.17 | * | * | | |
| Gibto | * | * | * | * | | |
| <u>Oilseeds</u> | 1,550 | 66.84 | 116.21 | | | |
| Neug | 3 | 0.22 | * | * | | |
| Linseed | 664 | 17.69 | 8.19 | 0.46 | | |
| Groundnuts | 82 | 2.85 | 14.23 | 4.99 | | |
| Safflower | 206 | 0.55 | * | * | | |
| Sesame | 220 | 32.75 | 73.33 | 2.24 | | |
| Rape seed | 428 | 12.79 | 20.46 | 1.60 | | |
| <u>Vegetables</u> | 50,820 | 429.06 | 38,571.72 | | | |
| Lettuce | * | * | * | * | | |
| Head cabbage | 138 | 1.12 | * | * | | |
| Ethiopian cabbage | 44,806 | 295.89 | 29,589.37 | 100.00 | | |
| Tomatoes | 982 | 9.62 | * | * | | |
| Green peppers | 7,743 | 45.14 | 4,468.57 | 98.99 | | |
| Red peppers | 3,720 | 77.29 | 4,513.77 | 58.40 | | |
| Swiss chard | * | * | * | * | | |
| <u>Root crops</u> | 88,594 | 3,939.47 | 161,994.65 | | | |
| Beetroot | 360 | 4.94 | * | * | | |
| Carrot | * | * | * | * | | |
| Onion | 1,113 | 8.44 | 1,130.92 | 134.00 | | |
| Potatoes | 894 | 15.75 | * | * | | |
| Garlic | 1,098 | 7.79 | 1,105.85 | 141.96 | | |
| Taro / 'Godere' | 86,932 | 3,887.42 | 159,384.20 | 41.00 | | |
| Sweet potatoes | 1,685 | 15.13 | 373.68 | 24.70 | | |
| <u>Fruit crops</u> | 58,125 | 1,158.10 | 55,581.29 | | | |
| Avocados | 6,889 | 52.16 | 4,783.01 | 91.70 | | |
| Bananas | 40,132 | 907.30 | 31,029.66 | 34.20 | | |
| Guavas | 366 | 0.51 | 13.30 | 26.08 | | |
| Lemons | 432 | 0.29 | * | * | | |
| Mangoes | 11,430 | 61.24 | 7,269.56 | 118.71 | | |
| Oranges | 3,243 | 11.28 | 2,798.40 | 248.09 | | |
| Papayas | 22,861 | 125.32 | 9,687.36 | 77.30 | | |
| Pineapples | * | * | * | * | | |
| Chat | 25,411 | 913.04 | 8,765.24 | 9.60 | | |
| Coffee | 80,163 | 6,450.24 | 62,567.36 | 9.70 | | |
| Hops | 8,743 | 51.29 | 723.11 | 14.10 | | |
| Sugar cane | 25,638 | 462.21 | 331,682.01 | 717.60 | | |

Table 10.12 - Area, Production and Yield of Crops for Private Peasant Holdings
for Meher Season 2005/2006 (1998 E.C)

Yem Special Wereda

| Crop | Number of holders | Area in hectare | Production in quintal | Average yield (qt / ha) | Non - extension yield (qt / ha) | Extension yield (qt / ha) |
|--------------------|-------------------|-----------------|-----------------------|-------------------------|---------------------------------|---------------------------|
| Grain | 15,084 | 15,311.96 | 158,523.25 | | | |
| <u>Cereals</u> | 14,898 | 12,551.60 | 140,486.22 | | | |
| Teff | 11,011 | 4,918.26 | 41,017.25 | 8.34 | 7.91 | 11.86 |
| Barley | 7,839 | 910.95 | 7,287.82 | 8.00 | 7.83 | 16.41 |
| Wheat | 11,166 | 3,716.23 | 43,955.53 | 11.83 | 10.98 | 17.29 |
| Maize | 10,682 | 2,025.40 | 39,390.71 | 19.45 | 13.82 | 29.03 |
| Sorghum | 5,684 | 963.73 | 8,702.00 | 9.03 | 9.03 | - |
| Finger millet | 42 | 1.90 | 1.52 | 0.80 | 0.80 | - |
| Oats / 'Aja' | 554 | 15.13 | 131.38 | 8.68 | | |
| Rice | * | * | * | * | | |
| <u>Pulses</u> | 10,811 | 2,500.74 | 17,282.41 | | | |
| Faba beans | 8,549 | 1,242.12 | 9,352.73 | 7.53 | | |
| Field peas | 5,348 | 1,166.36 | 7,407.06 | 6.35 | | |
| Haricot beans | 675 | 12.46 | 172.92 | 13.88 | | |
| Chick-peas | 314 | 15.48 | 90.85 | 5.87 | | |
| Lentils | 1,394 | 58.00 | 231.82 | 4.00 | | |
| Grass peas | * | * | * | * | | |
| Soya beans | * | * | * | * | | |
| Fenugreek | 1,285 | 6.32 | 27.03 | 4.28 | | |
| Gibto | * | * | * | * | | |
| <u>Oilseeds</u> | 2,558 | 259.63 | 754.62 | | | |
| Neug | 178 | 43.52 | 94.76 | 2.18 | | |
| Linseed | 1,960 | 205.64 | 642.59 | 3.12 | | |
| Groundnuts | * | * | * | * | | |
| Safflower | * | * | * | * | | |
| Sesame | * | * | * | * | | |
| Rape seed | 685 | 10.48 | 17.26 | 1.65 | | |
| <u>Vegetables</u> | 11,047 | 78.85 | 11,211.01 | | | |
| Lettuce | * | * | * | * | | |
| Head cabbage | 604 | 4.41 | * | * | | |
| Ethiopian cabbage | 10,746 | 69.11 | 10,697.65 | 154.79 | | |
| Tomatoes | 284 | 0.80 | * | * | | |
| Green peppers | 1,125 | 2.77 | 393.11 | 141.92 | | |
| Red peppers | 77 | 1.74 | 120.26 | 69.11 | | |
| Swiss chard | 32 | 0.03 | * | * | | |
| <u>Root crops</u> | 8,137 | 256.89 | 16,187.72 | | | |
| Beetroot | 658 | 1.43 | * | * | | |
| Carrot | 394 | 1.09 | * | * | | |
| Onion | 478 | 0.98 | * | * | | |
| Potatoes | 1,117 | 10.45 | * | * | | |
| Garlic | 1,258 | 2.61 | * | * | | |
| Taro / 'Godere' | 5,038 | 152.93 | 7,447.50 | 48.70 | | |
| Sweet potatoes | 3,302 | 87.40 | 8,740.21 | 100.00 | | |
| <u>Fruit crops</u> | 4,054 | 58.92 | 1,869.17 | | | |
| Avocados | 474 | 3.82 | * | * | | |
| Bananas | 3,014 | 39.62 | 1,204.40 | 30.40 | | |
| Guavas | 913 | 5.01 | 134.17 | 26.78 | | |
| Lemons | 79 | 0.10 | * | * | | |
| Mangoes | 551 | 1.68 | 114.65 | 68.24 | | |
| Oranges | 1,180 | 6.29 | 337.51 | 53.66 | | |
| Papayas | 589 | 1.90 | 78.44 | 41.28 | | |
| Pineapples | 117 | 0.51 | * | * | | |
| Chat | 6,742 | 183.82 | 1,911.69 | 10.40 | | |
| Coffee | 7,258 | 224.39 | 987.32 | 4.40 | | |
| Hops | 946 | 5.09 | 82.90 | 16.29 | | |
| Sugar cane | 4,636 | 100.61 | 52,870.27 | 525.50 | | |

Table 10.13 - Area, Production and Yield of Crops for Private Peasant Holdings
for Meher Season 2005/2006 (1998 E.C)

Amaro Special Wereda

| Crop | Number of holders | Area in hectare | Production in quintal | Average yield (qt / ha) | Non - extension yield (qt / ha) | Extension yield (qt / ha) |
|--------------------|-------------------|-----------------|-----------------------|-------------------------|---------------------------------|---------------------------|
| Grain | 23,761 | 8,828.39 | 51,152.88 | | | |
| <u>Cereals</u> | 21,426 | 6,874.60 | 42,033.29 | | | |
| Teff | 10,389 | 3,386.96 | 19,919.95 | 5.88 | 5.44 | 12.71 |
| Barley | 9,079 | 873.51 | 4,841.26 | 5.54 | 5.54 | - |
| Wheat | 4,187 | 1,024.41 | 5,181.37 | 5.06 | 5.00 | 7.49 |
| Maize | 8,761 | 1,346.75 | 10,858.77 | 8.06 | 7.50 | 15.70 |
| Sorghum | 1,943 | 218.89 | 1,231.95 | 5.63 | 4.91 | 19.74 |
| Finger millet | 58 | 24.09 | * | * | * | - |
| Oats / 'Aja' | * | * | * | * | | |
| Rice | * | * | * | * | | |
| <u>Pulses</u> | 17,403 | 1,914.31 | 9,029.48 | | | |
| Faba beans | 6,536 | 269.53 | 1,344.96 | 4.99 | | |
| Field peas | 5,085 | 443.45 | 1,748.90 | 3.94 | | |
| Haricot beans | 8,493 | 710.80 | 3,809.63 | 5.36 | | |
| Chick-peas | 1,952 | 394.97 | 1,775.33 | 4.49 | | |
| Lentils | 1,625 | 75.67 | 280.87 | 3.71 | | |
| Grass peas | * | * | * | * | | |
| Soya beans | 157 | 4.90 | 33.80 | 6.90 | | |
| Fenugreek | 122 | 14.99 | 35.98 | 2.40 | | |
| Gibto | * | * | * | * | | |
| <u>Oilseeds</u> | 382 | 39.48 | 90.11 | | | |
| Neug | 122 | 30.04 | 90.11 | 3.00 | | |
| Linseed | 77 | 2.09 | * | * | | |
| Groundnuts | 122 | 0.59 | * | * | | |
| Safflower | 61 | 4.86 | * | * | | |
| Sesame | 61 | 1.90 | * | * | | |
| Rape seed | * | * | * | * | | |
| <u>Vegetables</u> | 10,641 | 197.81 | 17,241.95 | | | |
| Lettuce | * | * | * | * | | |
| Head cabbage | 114 | 0.08 | * | * | | |
| Ethiopian cabbage | 10,146 | 172.26 | 17,226.32 | 100.00 | | |
| Tomatoes | 58 | 0.29 | 15.63 | 53.90 | | |
| Green peppers | 323 | 24.80 | * | * | | |
| Red peppers | 61 | 0.38 | * | * | | |
| Swiss chard | * | * | * | * | | |
| <u>Root crops</u> | 4,253 | 88.85 | 6,222.15 | | | |
| Beetroot | 50 | 0.02 | * | * | | |
| Carrot | 61 | * | * | * | | |
| Onion | 879 | 7.10 | * | * | | |
| Potatoes | * | * | * | * | | |
| Garlic | 937 | 2.19 | * | * | | |
| Taro / 'Godere' | 206 | 1.19 | 95.44 | 80.20 | | |
| Sweet potatoes | 2,222 | 78.35 | 6,126.72 | 78.20 | | |
| <u>Fruit crops</u> | 9,440 | 229.35 | 31,775.33 | | | |
| Avocados | 3,603 | 42.01 | 4,125.64 | 98.21 | | |
| Bananas | 6,158 | 127.96 | 10,991.36 | 85.90 | | |
| Guavas | 230 | 0.97 | 18.56 | 19.13 | | |
| Lemons | 1,150 | 18.64 | 1,841.40 | 98.79 | | |
| Mangoes | 976 | 4.90 | 569.18 | 116.16 | | |
| Oranges | 1,099 | 7.65 | * | * | | |
| Papayas | 2,815 | 27.21 | 14,229.19 | 522.94 | | |
| Pineapples | * | * | * | * | | |
| Chat | 1,855 | 54.81 | * | * | | |
| Coffee | 13,957 | 1,851.10 | 9,810.84 | 5.30 | | |
| Hops | 61 | 0.05 | * | * | | |
| Sugar cane | 4,601 | 142.56 | 138,056.75 | 968.41 | | |

Table 10.14 - Area, Production and Yield of Crops for Private Peasant Holdings
for Meher Season 2005/2006 (1998 E.C)

Burji Special Wereda

| Crop | Number of holders | Area in hectare | Production in quintal | Average yield (qt / ha) | Non - extension yield (qt / ha) | Extension yield (qt / ha) |
|--------------------|-------------------|-----------------|-----------------------|-------------------------|---------------------------------|---------------------------|
| Grain | 8,116 | 6,510.45 | 28,644.39 | | | |
| <u>Cereals</u> | 7,400 | 3,866.17 | 18,425.08 | | | |
| Teff | 4,210 | 1,367.67 | 7,059.85 | 5.16 | 5.16 | - |
| Barley | 4,358 | 309.40 | 1,028.52 | 3.32 | 3.32 | - |
| Wheat | 4,122 | 471.79 | 1,580.82 | 3.35 | 3.35 | - |
| Maize | 4,113 | 1,129.11 | 6,475.60 | 5.74 | 5.74 | - |
| Sorghum | 3,207 | 588.20 | 2,280.30 | 3.88 | 3.88 | - |
| Finger millet | * | * | * | * | * | - |
| Oats / 'Aja' | * | * | * | * | * | - |
| Rice | * | * | * | * | * | - |
| <u>Pulses</u> | 7,203 | 2,634.31 | 10,208.96 | | | |
| Faba beans | 469 | 19.23 | 78.48 | 4.08 | | |
| Field peas | 772 | 67.05 | 240.27 | 3.58 | | |
| Haricot beans | 6,406 | 1,735.62 | 6,896.67 | 3.97 | | |
| Chick-peas | 2,836 | 742.03 | 2,837.31 | 3.82 | | |
| Lentils | 613 | 37.31 | 107.76 | 2.89 | | |
| Grass peas | * | * | * | * | | |
| Soya beans | * | * | * | * | | |
| Fenugreek | 640 | 33.06 | 48.46 | 1.47 | | |
| Gibto | * | * | * | * | | |
| <u>Oilseeds</u> | 349 | 9.97 | 10.35 | | | |
| Neug | * | * | * | * | | |
| Linseed | 284 | 7.85 | 9.23 | 1.18 | | |
| Groundnuts | * | * | * | * | | |
| Safflower | 65 | 2.11 | 1.12 | 0.53 | | |
| Sesame | * | * | * | * | | |
| Rape seed | * | * | * | * | | |
| <u>Vegetables</u> | 2,181 | 25.00 | 2,186.84 | | | |
| Lettuce | * | * | * | * | | |
| Head cabbage | 50 | 0.13 | * | * | | |
| Ethiopian cabbage | 1,773 | 21.52 | 2,152.28 | 100.01 | | |
| Tomatoes | 135 | 0.65 | 34.56 | 53.17 | | |
| Green peppers | 323 | 2.11 | * | * | | |
| Red peppers | 103 | 0.47 | * | * | | |
| Swiss chard | 62 | 0.11 | * | * | | |
| <u>Root crops</u> | 1,061 | 13.83 | 1,480.43 | | | |
| Beetroot | 70 | 0.12 | * | * | | |
| Carrot | 27 | 0.03 | * | * | | |
| Onion | 349 | 4.11 | 554.87 | 135.00 | | |
| Potatoes | 89 | 0.62 | 39.67 | 63.98 | | |
| Garlic | 23 | 0.04 | 5.31 | 132.75 | | |
| Taro / 'Godere' | 22 | 0.11 | * | * | | |
| Sweet potatoes | 612 | 8.81 | 880.58 | 99.95 | | |
| <u>Fruit crops</u> | 3,610 | 34.06 | 1,105.72 | | | |
| Avocados | 498 | 2.90 | * | * | | |
| Bananas | 2,265 | 15.84 | 1,105.72 | 69.81 | | |
| Guavas | 971 | 8.09 | * | * | | |
| Lemons | 315 | 0.46 | * | * | | |
| Mangoes | 20 | 0.02 | * | * | | |
| Oranges | 192 | 0.94 | * | * | | |
| Papayas | 1,941 | 5.80 | * | * | | |
| Pineapples | * | * | * | * | | |
| Chat | 212 | 1.06 | 8.91 | 8.41 | | |
| Coffee | 2,537 | 64.18 | 295.24 | 4.60 | | |
| Hops | 62 | 1.06 | * | * | | |
| Sugar cane | 1,679 | 33.92 | 8,820.09 | 260.03 | | |

Table 10.15 - Area, Production and Yield of Crops for Private Peasant Holdings
for Meher Season 2005/2006 (1998 E.C)

Konso Special Wereda

| Crop | Number of holders | Area in hectare | Production in quintal | Average yield (qt / ha) | Non - extension yield (qt / ha) | Extension yield (qt / ha) |
|--------------------|-------------------|-----------------|-----------------------|-------------------------|---------------------------------|---------------------------|
| Grain | 34,907 | 21,878.86 | 102,985.84 | | | |
| <u>Cereals</u> | 34,907 | 19,507.93 | 90,476.04 | | | |
| Teff | 9,295 | 2,783.97 | 11,251.31 | 4.04 | 4.04 | - |
| Barley | 2,195 | 160.67 | 774.82 | 4.82 | 4.82 | - |
| Wheat | 602 | 64.49 | 451.74 | 7.00 | 7.01 | - |
| Maize | 22,162 | 5,410.98 | 35,498.04 | 6.56 | 6.56 | - |
| Sorghum | 30,411 | 11,087.82 | 42,500.13 | 3.83 | 3.83 | - |
| Finger millet | * | * | * | * | * | - |
| Oats / 'Aja' | * | * | * | * | * | - |
| Rice | * | * | * | * | * | - |
| <u>Pulses</u> | 15,099 | 2,366.19 | 12,499.00 | | | |
| Faba beans | 99 | 1.35 | 3.50 | 2.59 | | |
| Field peas | 198 | 15.68 | 56.44 | 3.60 | | |
| Haricot beans | 15,099 | 2,089.16 | 10,771.53 | 5.16 | | |
| Chick-peas | 1,514 | 234.66 | 1,577.63 | 6.72 | | |
| Lentils | 644 | 25.35 | 89.91 | 3.55 | | |
| Grass peas | * | * | * | * | | |
| Soya beans | * | * | * | * | | |
| Fenugreek | * | * | * | * | | |
| Gibto | * | * | * | * | | |
| <u>Oilseeds</u> | 444 | 4.73 | 10.79 | | | |
| Neug | * | * | * | * | | |
| Linseed | 168 | 2.78 | 2.78 | 1.00 | | |
| Groundnuts | * | * | * | * | | |
| Safflower | 277 | 1.95 | 8.01 | 4.11 | | |
| Sesame | * | * | * | * | | |
| Rape seed | * | * | * | * | | |
| <u>Vegetables</u> | 650 | 2.63 | 166.57 | | | |
| Lettuce | * | * | * | * | | |
| Head cabbage | 94 | 0.08 | * | * | | |
| Ethiopian cabbage | 368 | 1.25 | 166.57 | 133.26 | | |
| Tomatoes | 94 | 0.47 | * | * | | |
| Green peppers | 375 | 0.76 | * | * | | |
| Red peppers | * | * | * | * | | |
| Swiss chard | 94 | 0.07 | * | * | | |
| <u>Root crops</u> | 2,579 | 25.31 | 2,766.53 | | | |
| Beetroot | 178 | 1.07 | * | * | | |
| Carrot | 94 | 0.05 | * | * | | |
| Onion | 513 | 4.51 | 888.47 | 197.00 | | |
| Potatoes | 281 | 3.03 | 436.72 | 144.13 | | |
| Garlic | 84 | 0.57 | * | * | | |
| Taro / 'Godere' | 94 | 1.52 | * | * | | |
| Sweet potatoes | 1,700 | 14.56 | 1,441.34 | 98.99 | | |
| <u>Fruit crops</u> | 14,069 | 211.04 | 20,353.07 | | | |
| Avocados | * | * | * | * | | |
| Bananas | 5,353 | 161.08 | 6,249.94 | 38.80 | | |
| Guavas | 2,233 | 5.09 | * | * | | |
| Lemons | 1,248 | 2.27 | * | * | | |
| Mangoes | 1,358 | 1.70 | * | * | | |
| Oranges | 683 | 12.53 | * | * | | |
| Papayas | 8,841 | 28.37 | 14,103.13 | 497.11 | | |
| Pineapples | * | * | * | * | | |
| Chat | 1,095 | 9.50 | * | * | | |
| Coffee | 9,926 | 189.82 | 265.76 | 1.40 | | |
| Hops | 2,257 | 19.47 | 93.45 | 4.80 | | |
| Sugar cane | 927 | 17.88 | 5,554.27 | 310.64 | | |

Table 10.16 - Area, Production and Yield of Crops for Private Peasant Holdings
for Meher Season 2005/2006 (1998 E.C)

Derashe Special Wereda

| Crop | Number of holders | Area in hectare | Production in quintal | Average yield (qt / ha) | Non - extension yield (qt / ha) | Extension yield (qt / ha) |
|--------------------|-------------------|-----------------|-----------------------|-------------------------|---------------------------------|---------------------------|
| Grain | 23,484 | 14,961.15 | 135,142.15 | | | |
| <u>Cereals</u> | 23,022 | 13,439.69 | 123,926.40 | | | |
| Teff | 8,134 | 1,790.50 | 15,235.18 | 8.51 | 8.51 | - |
| Barley | 5,416 | 475.90 | 4,104.26 | 8.62 | 8.62 | - |
| Wheat | 1,299 | 141.43 | 1,335.66 | 9.44 | 9.44 | - |
| Maize | 15,605 | 3,938.52 | 35,338.39 | 8.97 | 8.98 | - |
| Sorghum | 14,277 | 7,093.33 | 67,912.90 | 9.57 | 9.57 | - |
| Finger millet | * | * | * | * | * | - |
| Oats / 'Aja' | * | * | * | * | * | - |
| Rice | * | * | * | * | * | - |
| <u>Pulses</u> | 13,789 | 1,509.55 | 11,076.13 | | | |
| Faba beans | 2,372 | 58.99 | 329.84 | 5.59 | | |
| Field peas | 1,439 | 81.22 | 460.29 | 5.67 | | |
| Haricot beans | 11,677 | 1,036.53 | 7,321.03 | 7.06 | | |
| Chick-peas | 2,196 | 320.42 | 2,846.74 | 8.88 | | |
| Lentils | 365 | 12.21 | 117.99 | 9.66 | | |
| Grass peas | * | * | * | * | | |
| Soya beans | * | * | * | * | | |
| Fenugreek | 64 | 0.18 | 0.23 | 1.28 | | |
| Gibto | * | * | * | * | | |
| <u>Oilseeds</u> | 352 | 11.91 | 139.62 | | | |
| Neug | * | * | * | * | | |
| Linseed | 45 | 0.20 | * | * | | |
| Groundnuts | 64 | 0.38 | * | * | | |
| Safflower | 187 | 10.99 | 137.44 | 12.51 | | |
| Sesame | 57 | 0.34 | 2.19 | 6.44 | | |
| Rape seed | * | * | * | * | | |
| <u>Vegetables</u> | 5,883 | 67.54 | 5,500.23 | | | |
| Lettuce | * | * | * | * | | |
| Head cabbage | 129 | 0.78 | * | * | | |
| Ethiopian cabbage | 5,611 | 58.76 | 5,500.23 | 93.61 | | |
| Tomatoes | * | * | * | * | | |
| Green peppers | 387 | 1.18 | * | * | | |
| Red peppers | 272 | 6.81 | * | * | | |
| Swiss chard | * | * | * | * | | |
| <u>Root crops</u> | 4,157 | 78.22 | 6,207.61 | | | |
| Beetroot | 138 | 0.47 | * | * | | |
| Carrot | * | * | * | * | | |
| Onion | 1,966 | 45.98 | 6,207.61 | 135.01 | | |
| Potatoes | 366 | 5.57 | * | * | | |
| Garlic | 126 | 2.41 | * | * | | |
| Taro / 'Godere' | 939 | 6.52 | * | * | | |
| Sweet potatoes | 994 | 17.26 | * | * | | |
| <u>Fruit crops</u> | 5,696 | 63.31 | 456.58 | | | |
| Avocados | 66 | 0.46 | * | * | | |
| Bananas | 3,633 | 57.94 | * | * | | |
| Guavas | 365 | 0.38 | 7.26 | 19.11 | | |
| Lemons | 933 | 1.43 | 85.67 | 59.91 | | |
| Mangoes | 58 | 0.05 | * | * | | |
| Oranges | 279 | 0.26 | 56.89 | 218.81 | | |
| Papayas | 1,543 | 2.79 | 306.76 | 109.95 | | |
| Pineapples | * | * | * | * | | |
| Chat | 1,500 | 31.75 | 228.61 | 7.20 | | |
| Coffee | 10,531 | 239.32 | 1,053.03 | 4.40 | | |
| Hops | 1,980 | 21.99 | 129.77 | 5.90 | | |
| Sugar cane | 2,818 | 42.54 | * | * | | |

Table 10.17 - Area, Production and Yield of Crops for Private Peasant Holdings
for Meher Season 2005/2006 (1998 E.C)

| Dawro | | | | | | |
|--------------------|-------------------|-----------------|-----------------------|-------------------------|---------------------------------|---------------------------|
| Crop | Number of holders | Area in hectare | Production in quintal | Average yield (qt / ha) | Non - extension yield (qt / ha) | Extension yield (qt / ha) |
| Grain | 66,397 | 25,506.97 | 210,135.00 | | | |
| <u>Cereals</u> | 51,039 | 12,932.40 | 101,373.54 | | | |
| Teff | 34,284 | 6,897.19 | 41,180.43 | 5.97 | 5.97 | - |
| Barley | 8,185 | 1,028.57 | 7,900.23 | 7.68 | 7.69 | - |
| Wheat | 7,221 | 908.07 | 7,923.43 | 8.73 | 8.79 | - |
| Maize | 6,761 | 1,678.21 | 24,323.70 | 14.49 | 14.60 | - |
| Sorghum | 16,454 | 2,381.62 | 19,878.23 | 8.35 | 8.35 | - |
| Finger millet | * | * | * | * | * | - |
| Oats / 'Aja' | 1,017 | 38.74 | 167.53 | 4.32 | | |
| Rice | * | * | * | * | | |
| <u>Pulses</u> | 45,995 | 12,434.93 | 108,155.37 | | | |
| Faba beans | 25,719 | 4,646.17 | 45,972.43 | 9.89 | | |
| Field peas | 21,530 | 6,284.83 | 45,655.45 | 7.26 | | |
| Haricot beans | 13,399 | 1,280.29 | 15,856.51 | 12.39 | | |
| Chick-peas | 19 | 0.24 | 0.92 | 3.83 | | |
| Lentils | 4,365 | 211.61 | 593.01 | 2.80 | | |
| Grass peas | * | * | * | * | | |
| Soya beans | 1,019 | 11.79 | 77.06 | 6.54 | | |
| Fenugreek | * | * | * | * | | |
| Gibto | * | * | * | * | | |
| <u>Oilseeds</u> | 6,796 | 139.64 | 606.09 | | | |
| Neug | 223 | 2.32 | * | * | | |
| Linseed | 6,072 | 115.47 | 366.22 | 3.17 | | |
| Groundnuts | 488 | 21.83 | 239.87 | 10.99 | | |
| Safflower | * | * | * | * | | |
| Sesame | 14 | 0.02 | * | * | | |
| Rape seed | * | * | * | * | | |
| <u>Vegetables</u> | 40,856 | 389.94 | 29,008.50 | | | |
| Lettuce | * | * | * | * | | |
| Head cabbage | 108 | 0.07 | * | * | | |
| Ethiopian cabbage | 38,238 | 275.26 | 27,525.82 | 100.00 | | |
| Tomatoes | 134 | 0.51 | * | * | | |
| Green peppers | 2,387 | 9.30 | 855.46 | 91.98 | | |
| Red peppers | 2,995 | 104.54 | 627.22 | 6.00 | | |
| Swiss chard | 233 | 0.28 | * | * | | |
| <u>Root crops</u> | 54,545 | 2,527.21 | 211,003.78 | | | |
| Beetroot | 239 | 0.67 | * | * | | |
| Carrot | 111 | 0.06 | * | * | | |
| Onion | 1,495 | 3.57 | 414.02 | 115.97 | | |
| Potatoes | 1,249 | 6.86 | 720.79 | 105.07 | | |
| Garlic | 1,070 | 4.14 | 592.01 | 143.00 | | |
| Taro / 'Godere' | 47,660 | 2,095.66 | 167,653.04 | 80.00 | | |
| Sweet potatoes | 14,638 | 416.24 | 41,623.93 | 100.00 | | |
| <u>Fruit crops</u> | 35,218 | 400.24 | 22,318.11 | | | |
| Avocados | 7,096 | 34.28 | * | * | | |
| Bananas | 28,093 | 279.56 | 8,833.96 | 31.60 | | |
| Guavas | 719 | 1.40 | 35.70 | 25.50 | | |
| Lemons | 719 | 1.76 | 139.18 | 79.08 | | |
| Mangoes | 1,338 | 1.79 | * | * | | |
| Oranges | 3,288 | 14.46 | 3,547.43 | 245.33 | | |
| Papayas | 12,785 | 67.00 | 9,761.82 | 145.70 | | |
| Pineapples | * | * | * | * | | |
| Chat | 1,161 | 7.80 | * | * | | |
| Coffee | 33,777 | 712.69 | 5,487.75 | 7.70 | | |
| Hops | 4,261 | 13.04 | 86.09 | 6.60 | | |
| Sugar cane | 15,649 | 86.93 | 70,585.19 | 811.98 | | |

Table 10.18 - Area, Production and Yield of Crops for Private Peasant Holdings
for Meher Season 2005/2006 (1998 E.C)

Basketo Special Wereda

| Crop | Number of holders | Area in hectare | Production in quintal | Average yield (qt / ha) | Non - extension yield (qt / ha) | Extension yield (qt / ha) |
|--------------------|-------------------|-----------------|-----------------------|-------------------------|---------------------------------|---------------------------|
| Grain | 10,523 | 3,923.47 | 38,830.27 | | | |
| <u>Cereals</u> | 10,263 | 3,545.43 | 36,086.40 | | | |
| Teff | 6,169 | 1,859.82 | 11,504.10 | 6.19 | 5.93 | 8.19 |
| Barley | 2,017 | 403.72 | 2,675.50 | 6.63 | 6.62 | - |
| Wheat | 95 | 8.49 | 79.34 | 9.35 | 2.60 | - |
| Maize | 7,207 | 811.77 | 16,642.00 | 20.50 | 13.17 | 27.88 |
| Sorghum | 4,477 | 461.60 | 5,185.46 | 11.23 | 11.74 | - |
| Finger millet | * | * | * | * | 5.93 | - |
| Oats / 'Aja' | 30 | 0.03 | * | * | | |
| Rice | * | * | * | * | | |
| <u>Pulses</u> | 6,988 | 361.15 | 2,663.68 | | | |
| Faba beans | 342 | 4.70 | 11.46 | 2.44 | | |
| Field peas | 2,077 | 90.31 | 555.99 | 6.16 | | |
| Haricot beans | 6,061 | 249.74 | 2,028.20 | 8.12 | | |
| Chick-peas | 91 | 14.40 | 60.43 | 4.20 | | |
| Lentils | * | * | * | * | | |
| Grass peas | 29 | 1.31 | 7.60 | 5.80 | | |
| Soya beans | * | * | * | * | | |
| Fenugreek | 58 | 0.69 | * | * | | |
| Gibto | * | * | * | * | | |
| <u>Oilseeds</u> | 715 | 16.89 | 80.20 | | | |
| Neug | * | * | * | * | | |
| Linseed | 39 | 2.64 | 3.38 | 1.28 | | |
| Groundnuts | 210 | 1.91 | 4.36 | 2.28 | | |
| Safflower | 398 | 7.15 | 55.93 | 7.82 | | |
| Sesame | 131 | 5.19 | 16.53 | 3.18 | | |
| Rape seed | * | * | * | * | | |
| <u>Vegetables</u> | 2,374 | 11.12 | 679.16 | | | |
| Lettuce | * | * | * | * | | |
| Head cabbage | 58 | 0.07 | 6.73 | 96.14 | | |
| Ethiopian cabbage | 1,748 | 6.79 | 672.42 | 99.03 | | |
| Tomatoes | 18 | 0.05 | * | * | | |
| Green peppers | 198 | 1.34 | * | * | | |
| Red peppers | 451 | 2.86 | * | * | | |
| Swiss chard | * | * | * | * | | |
| <u>Root crops</u> | 9,343 | 447.72 | 22,488.48 | | | |
| Beetroot | 19 | 0.01 | * | * | | |
| Carrot | * | * | * | * | | |
| Onion | 904 | 3.18 | * | * | | |
| Potatoes | 433 | 5.43 | 295.98 | 54.51 | | |
| Garlic | 122 | 0.36 | * | * | | |
| Taro / 'Godere' | 5,373 | 95.17 | 4,120.85 | 43.30 | | |
| Sweet potatoes | 7,513 | 343.57 | 18,071.66 | 52.60 | | |
| <u>Fruit crops</u> | 7,036 | 95.93 | 9,779.23 | | | |
| Avocados | 1,401 | 6.66 | * | * | | |
| Bananas | 6,229 | 76.14 | 8,436.81 | 110.81 | | |
| Guavas | 26 | 0.02 | * | * | | |
| Lemons | * | * | * | * | | |
| Mangoes | 2,211 | 11.06 | 1,342.42 | 121.38 | | |
| Oranges | 105 | 0.32 | * | * | | |
| Papayas | 461 | 1.73 | * | * | | |
| Pineapples | * | * | * | * | | |
| Chat | 23 | 0.05 | * | * | | |
| Coffee | 9,790 | 455.73 | * | * | | |
| Hops | 1,085 | 11.16 | * | * | | |
| Sugar cane | 4,519 | 68.02 | 20,698.98 | 304.31 | | |

Table 10.19 - Area, Production and Yield of Crops for Private Peasant Holdings
for Meher Season 2005/2006 (1998 E.C)

Konta Special Wereda

| Crop | Number of holders | Area in hectare | Production in quintal | Average yield (qt / ha) | Non - extension yield (qt / ha) | Extension yield (qt / ha) |
|--------------------|-------------------|-----------------|-----------------------|-------------------------|---------------------------------|---------------------------|
| Grain | 16,501 | 9,936.44 | 88,563.07 | | | |
| <u>Cereals</u> | 14,931 | 6,738.18 | 60,928.09 | | | |
| Teff | 11,379 | 4,054.96 | 25,285.13 | 6.24 | 6.25 | - |
| Barley | 2,306 | 739.09 | 9,465.52 | 12.81 | 12.81 | - |
| Wheat | 1,699 | 251.05 | 3,276.35 | 13.05 | 13.15 | - |
| Maize | 3,723 | 606.54 | 9,524.07 | 15.70 | 14.29 | 20.01 |
| Sorghum | 5,054 | 1,074.07 | 13,274.53 | 12.36 | 12.38 | - |
| Finger millet | * | * | * | * | * | - |
| Oats / 'Aja' | 86 | 12.47 | 102.49 | 8.22 | | |
| Rice | * | * | * | * | | |
| <u>Pulses</u> | 9,913 | 3,182.89 | 27,599.24 | | | |
| Faba beans | 6,740 | 1,800.76 | 18,222.15 | 10.12 | | |
| Field peas | 4,192 | 1,117.12 | 7,255.48 | 6.49 | | |
| Haricot beans | 3,798 | 265.01 | 2,121.61 | 8.01 | | |
| Chick-peas | * | * | * | * | | |
| Lentils | * | * | * | * | | |
| Grass peas | * | * | * | * | | |
| Soya beans | * | * | * | * | | |
| Fenugreek | * | * | * | * | | |
| Gibto | * | * | * | * | | |
| <u>Oilseeds</u> | 534 | 15.37 | 35.74 | | | |
| Neug | 7 | 0.03 | * | * | | |
| Linseed | 324 | 4.48 | 14.79 | 3.30 | | |
| Groundnuts | 13 | 0.08 | 0.66 | 8.25 | | |
| Safflower | 21 | 0.16 | 1.16 | 7.25 | | |
| Sesame | 169 | 10.61 | 19.12 | 1.80 | | |
| Rape seed | * | * | * | * | | |
| <u>Vegetables</u> | 4,332 | 49.22 | 3,183.05 | | | |
| Lettuce | * | * | * | * | | |
| Head cabbage | 84 | 0.94 | * | * | | |
| Ethiopian cabbage | 2,547 | 17.68 | 1,768.31 | 100.02 | | |
| Tomatoes | 74 | 0.46 | * | * | | |
| Green peppers | 1,472 | 13.44 | 1,330.14 | 98.97 | | |
| Red peppers | 901 | 16.27 | 84.60 | 5.20 | | |
| Swiss chard | 7 | 0.43 | * | * | | |
| <u>Root crops</u> | 14,524 | 1,433.95 | 229,214.70 | | | |
| Beetroot | * | * | * | * | | |
| Carrot | 52 | 0.28 | * | * | | |
| Onion | 263 | 2.05 | * | * | | |
| Potatoes | 309 | 8.20 | 480.34 | 58.58 | | |
| Garlic | 496 | 1.97 | * | * | | |
| Taro / 'Godere' | 13,479 | 1,352.95 | 221,884.23 | 164.00 | | |
| Sweet potatoes | 1,995 | 68.50 | 6,850.12 | 100.00 | | |
| <u>Fruit crops</u> | 10,819 | 274.88 | 16,059.14 | | | |
| Avocados | 2,146 | 8.37 | 235.06 | 28.08 | | |
| Bananas | 10,076 | 240.00 | 14,111.84 | 58.80 | | |
| Guavas | 262 | 0.52 | 13.19 | 25.37 | | |
| Lemons | 520 | 0.65 | 39.40 | 60.62 | | |
| Mangoes | 745 | 2.17 | 236.89 | 109.17 | | |
| Oranges | 1,361 | 3.75 | 279.15 | 74.44 | | |
| Papayas | 4,285 | 19.35 | 1,143.61 | 59.10 | | |
| Pineapples | 49 | 0.07 | * | * | | |
| Chat | 1,377 | 31.14 | 261.58 | 8.40 | | |
| Coffee | 7,866 | 259.90 | 1,143.55 | 4.40 | | |
| Hops | 2,308 | 7.76 | 180.83 | 23.30 | | |
| Sugar cane | 3,513 | 34.61 | 24,951.05 | 720.92 | | |

Table 10.20 - Area, Production and Yield of Crops for Private Peasant Holdings
for Meher Season 2005/2006 (1998 E.C)

| Silitie | | | | | | |
|--------------------|-------------------|-----------------|-----------------------|-------------------------|---------------------------------|---------------------------|
| Crop | Number of holders | Area in hectare | Production in quintal | Average yield (qt / ha) | Non - extension yield (qt / ha) | Extension yield (qt / ha) |
| Grain | 138,614 | 88,834.88 | 1,166,427.85 | | | |
| <u>Cereals</u> | 134,527 | 81,270.96 | 1,100,901.95 | | | |
| Teff | 52,673 | 13,846.28 | 98,559.83 | 7.12 | 7.12 | - |
| Barley | 65,656 | 6,016.70 | 74,776.82 | 12.43 | 12.44 | - |
| Wheat | 74,342 | 16,887.87 | 237,183.26 | 14.04 | 13.86 | 19.61 |
| Maize | 105,536 | 27,848.32 | 514,976.77 | 18.49 | 17.11 | 24.74 |
| Sorghum | 89,110 | 14,970.43 | 159,128.45 | 10.63 | 10.56 | - |
| Finger millet | 17,384 | 1,662.22 | 15,764.71 | 9.48 | 9.48 | - |
| Oats / 'Aja' | 946 | 39.14 | 512.11 | 13.08 | | |
| Rice | * | * | * | * | | |
| <u>Pulses</u> | 102,327 | 7,194.73 | 64,453.72 | | | |
| Faba beans | 75,848 | 2,900.05 | 24,431.68 | 8.42 | | |
| Field peas | 28,821 | 1,580.98 | 14,178.31 | 8.97 | | |
| Haricot beans | 35,106 | 1,394.33 | 16,259.61 | 11.66 | | |
| Chick-peas | 7,247 | 519.57 | 3,321.80 | 6.39 | | |
| Lentils | 3,116 | 100.30 | 243.65 | 2.43 | | |
| Grass peas | 6,773 | 666.98 | 5,961.45 | 8.94 | | |
| Soya beans | 236 | 1.71 | * | * | | |
| Fenugreek | 3,170 | 30.80 | 57.22 | 1.86 | | |
| Gibto | * | * | * | * | | |
| <u>Oilseeds</u> | 11,693 | 369.19 | 1,072.18 | | | |
| Neug | * | * | * | * | | |
| Linseed | 9,234 | 338.90 | 1,002.78 | 2.96 | | |
| Groundnuts | 216 | 0.29 | * | * | | |
| Safflower | * | * | * | * | | |
| Sesame | * | * | * | * | | |
| Rape seed | 2,244 | 30.00 | 69.41 | 2.31 | | |
| <u>Vegetables</u> | 122,463 | 9,726.32 | 765,555.69 | | | |
| Lettuce | 945 | 1.33 | * | * | | |
| Head cabbage | 5,720 | 15.65 | 860.62 | 54.99 | | |
| Ethiopian cabbage | 113,215 | 2,145.02 | 214,502.11 | 100.00 | | |
| Tomatoes | 3,490 | 11.85 | * | * | | |
| Green peppers | 1,833 | 14.22 | * | * | | |
| Red peppers | 56,317 | 7,536.89 | 550,192.95 | 73.00 | | |
| Swiss chard | 1,076 | 1.36 | * | * | | |
| <u>Root crops</u> | 28,978 | 211.23 | 1,617.06 | | | |
| Beetroot | 7,272 | 8.39 | 1,082.06 | 128.97 | | |
| Carrot | 4,064 | 4.73 | * | * | | |
| Onion | 7,572 | 44.25 | * | * | | |
| Potatoes | 12,573 | 128.30 | * | * | | |
| Garlic | 6,217 | 17.71 | * | * | | |
| Taro / 'Godere' | 280 | 0.32 | * | * | | |
| Sweet potatoes | 2,400 | 7.54 | 535.00 | 70.95 | | |
| <u>Fruit crops</u> | 45,544 | 153.92 | 11,312.83 | | | |
| Avocados | 10,260 | 15.17 | 1,427.57 | 94.10 | | |
| Bananas | 25,904 | 76.68 | * | * | | |
| Guavas | 3,938 | 5.33 | 124.24 | 23.31 | | |
| Lemons | 4,237 | 4.92 | * | * | | |
| Mangoes | 2,741 | 2.84 | * | * | | |
| Oranges | 10,328 | 20.79 | 4,275.87 | 205.67 | | |
| Papayas | 13,002 | 28.20 | 5,485.16 | 194.51 | | |
| Pineapples | * | * | * | * | | |
| Chat | 77,183 | 2,377.56 | 20,209.30 | 8.50 | | |
| Coffee | 41,246 | 433.28 | * | * | | |
| Hops | 1,396 | 2.50 | 32.95 | 13.18 | | |
| Sugar cane | 12,191 | 97.62 | * | * | | |

Table 10.21 - Area, Production and Yield of Crops for Private Peasant Holdings
for Meher Season 2005/2006 (1998 E.C)

Alaba Special Wereda

| Crop | Number of holders | Area in hectare | Production in quintal | Average yield (qt / ha) | Non - extension yield (qt / ha) | Extension yield (qt / ha) |
|--------------------|-------------------|-----------------|-----------------------|-------------------------|---------------------------------|---------------------------|
| Grain | 33,996 | 26,588.69 | 346,081.46 | | | |
| <u>Cereals</u> | 33,733 | 25,340.61 | 332,875.54 | | | |
| Teff | 18,479 | 5,468.72 | 32,883.87 | 6.01 | 6.07 | 8.60 |
| Barley | 2,629 | 171.82 | 1,933.44 | 11.25 | 11.25 | - |
| Wheat | 13,121 | 3,159.32 | 42,543.90 | 13.47 | 13.12 | 15.95 |
| Maize | 31,911 | 11,894.24 | 211,631.35 | 17.79 | 17.26 | 25.86 |
| Sorghum | 27,101 | 3,337.99 | 32,102.78 | 9.62 | 9.64 | - |
| Finger millet | 15,201 | 1,308.53 | 11,780.20 | 9.00 | 9.00 | - |
| Oats / 'Aja' | * | * | * | * | | |
| Rice | * | * | * | * | | |
| <u>Pulses</u> | 16,300 | 1,189.23 | 13,011.60 | | | |
| Faba beans | 1,297 | 62.21 | 581.04 | 9.34 | | |
| Field peas | 349 | 11.78 | 30.62 | 2.60 | | |
| Haricot beans | 13,899 | 1,023.21 | 12,117.19 | 11.84 | | |
| Chick-peas | 348 | 9.66 | 53.72 | 5.56 | | |
| Lentils | 1,622 | 56.06 | 147.33 | 2.63 | | |
| Grass peas | * | * | * | * | | |
| Soya beans | 162 | 3.92 | 31.73 | 8.09 | | |
| Fenugreek | 1,662 | 22.39 | 49.97 | 2.23 | | |
| Gibto | * | * | * | * | | |
| <u>Oilseeds</u> | 3,569 | 58.85 | 194.32 | | | |
| Neug | * | * | * | * | | |
| Linseed | 2,027 | 29.30 | 108.20 | 3.69 | | |
| Groundnuts | 176 | 3.01 | 14.74 | 4.90 | | |
| Safflower | 88 | 0.07 | * | * | | |
| Sesame | * | * | * | * | | |
| Rape seed | 1,359 | 26.47 | 71.39 | 2.70 | | |
| <u>Vegetables</u> | 26,690 | 2,538.49 | 110.19 | | | |
| Lettuce | * | * | * | * | | |
| Head cabbage | 939 | 5.20 | * | * | | |
| Ethiopian cabbage | 23,839 | 634.08 | * | * | | |
| Tomatoes | 173 | 2.08 | 110.19 | 52.98 | | |
| Green peppers | 511 | 2.09 | * | * | | |
| Red peppers | 14,444 | 1,894.95 | * | * | | |
| Swiss chard | 81 | 0.10 | * | * | | |
| <u>Root crops</u> | 6,609 | 174.17 | * | * | | |
| Beetroot | 503 | 1.95 | * | * | | |
| Carrot | 406 | 1.05 | * | * | | |
| Onion | 1,868 | 11.83 | * | * | | |
| Potatoes | 4,280 | 154.12 | * | * | | |
| Garlic | 539 | 2.26 | * | * | | |
| Taro / 'Godere' | * | * | * | * | | |
| Sweet potatoes | 999 | 2.96 | * | * | | |
| <u>Fruit crops</u> | 7,292 | 32.69 | 940.43 | | | |
| Avocados | 2,130 | 4.75 | * | * | | |
| Bananas | 4,012 | 14.32 | 422.35 | 29.49 | | |
| Guavas | 1,491 | 4.74 | * | * | | |
| Lemons | 247 | 0.33 | * | * | | |
| Mangoes | 501 | 1.29 | * | * | | |
| Oranges | 158 | 0.43 | * | * | | |
| Papayas | 2,588 | 6.83 | 518.07 | 75.85 | | |
| Pineapples | * | * | * | * | | |
| Chat | 20,068 | 919.70 | 7,817.45 | 8.50 | | |
| Coffee | 5,623 | 65.11 | 312.55 | 4.80 | | |
| Hops | * | * | * | * | | |
| Sugar cane | 1,394 | 7.07 | * | * | | |

Table 11 - Area, Production and Yield of Crops for Private Peasant Holdings
for Meher Season 2005/2006 (1998 E.C)

Gambela Region

| Crop | Number of holders | Area in hectare | Production in quintal | Average yield (qt / ha) | Non - extension yield (qt / ha) | Extension yield (qt / ha) |
|--------------------|-------------------|-----------------|-----------------------|-------------------------|---------------------------------|---------------------------|
| Grain | 29,871 | 9,890 | 171,067 | | | |
| <u>Cereals</u> | 28,385 | 8,840 | 168,018 | - | | |
| Teff | * | - | - | - | | |
| Barley | * | * | * | * | | |
| Wheat | - | - | - | - | | |
| Maize | 24,615 | 5,842 | 125,584 | 21.5 | | |
| Sorghum | 12,806 | 2,889 | 41,288 | 14.29 | | |
| Finger millet | * | * | * | * | | |
| Oats / 'Aja' | - | - | - | - | | |
| Rice | * | * | * | * | | |
| <u>Pulses</u> | 6,228 | 107 | 503 | - | | |
| Faba beans | * | - | - | - | | |
| Field peas | * | * | - | - | | |
| Haricot beans | 6,196 | 106 | 503 | 4.73 | | |
| Chick-peas | * | - | - | - | | |
| Lentils | - | - | - | - | | |
| Grass peas | - | - | - | - | | |
| Soya beans | * | - | - | - | | |
| Fenugreek | - | - | - | - | | |
| Gibto | - | - | - | - | | |
| <u>Oilseeds</u> | 5,051 | 944 | 2,546 | - | | |
| Neug | * | * | - | - | | |
| Linseed | - | - | - | - | | |
| Groundnuts | 2,944 | 76 | * | * | | |
| Safflower | * | * | - | - | | |
| Sesame | * | * | * | * | | |
| Rape seed | * | * | * | * | | |
| <u>Vegetables</u> | 6,159 | 72 | - | - | | |
| Lettuce | - | - | - | - | | |
| Head cabbage | * | * | - | - | | |
| Ethiopian cabbage | 2,448 | 22 | - | - | | |
| Tomatoes | 2,300 | 12 | - | - | | |
| Green peppers | 1,118 | 11 | - | - | | |
| Red peppers | 1,419 | 25 | - | - | | |
| Swiss chard | * | * | - | - | | |
| <u>Root crops</u> | 10,314 | 507 | - | - | | |
| Beetroot | * | * | - | - | | |
| Carrot | * | * | - | - | | |
| Onion | 254 | * | - | - | | |
| Potatoes | 1,641 | * | - | - | | |
| Garlic | 263 | 0 | - | - | | |
| Taro / 'Godere' | 7,542 | 384 | - | - | | |
| Sweet potatoes | 4,231 | 95 | - | - | | |
| <u>Fruit crops</u> | 14,687 | 404 | - | - | | |
| Avocados | 1,432 | 7 | - | - | | |
| Bananas | 7,776 | 183 | - | - | | |
| Guavas | 568 | * | - | - | | |
| Lemons | 612 | 4 | - | - | | |
| Mangoes | 8,466 | 141 | - | - | | |
| Oranges | 1,411 | 13 | - | - | | |
| Papayas | 8,230 | 50 | - | - | | |
| Pineapples | 423 | 3 | - | - | | |
| Chat | 1,778 | 39 | - | - | | |
| Coffee | 7,544 | 2,308 | - | - | | |
| Hops | 950 | 7 | - | - | | |
| Sugar cane | 5,534 | 96 | - | - | | |

Table 11.1 - Area, Production and Yield of Crops for Private Peasant Holdings
for Meher Season 2005/2006 (1998 E.C)

Zone 1

| Crop | Number of holders | Area in hectare | Production in quintal | Average yield (qt / ha) | Non - extension yield (qt / ha) | Extension yield (qt / ha) |
|--------------------|-------------------|-----------------|-----------------------|-------------------------|---------------------------------|---------------------------|
| Grain | 13,975 | 3,853 | 71,031 | | | |
| <u>Cereals</u> | 13,426 | 3,714 | 69,357 | | | |
| Teff | - | - | - | - | | |
| Barley | - | - | - | - | | |
| Wheat | - | - | - | - | | |
| Maize | 12,398 | 3,056 | 57,669 | 18.87 | | |
| Sorghum | 4,207 | 659 | 11,688 | 17.75 | | |
| Finger millet | - | - | - | - | | |
| Oats / 'Aja' | - | - | - | - | | |
| Rice | - | - | - | - | | |
| <u>Pulses</u> | * | 14 | 72 | | | |
| Faba beans | - | - | - | - | | |
| Field peas | - | - | - | - | | |
| Haricot beans | * | 14 | 72 | 5.01 | | |
| Chick-peas | - | - | - | - | | |
| Lentils | - | - | - | - | | |
| Grass peas | - | - | - | - | | |
| Soya beans | - | - | - | - | | |
| Fenugreek | - | - | - | - | | |
| Gibto | - | - | - | - | | |
| <u>Oilseeds</u> | * | * | * | | | |
| Neug | - | - | - | - | | |
| Linseed | - | - | - | - | | |
| Groundnuts | * | * | * | * | | |
| Safflower | * | - | - | - | | |
| Sesame | * | * | * | * | | |
| Rape seed | - | - | - | - | | |
| <u>Vegetables</u> | 1,047 | 4 | - | - | | |
| Lettuce | - | - | - | - | | |
| Head cabbage | - | - | - | - | | |
| Ethiopian cabbage | * | * | - | - | | |
| Tomatoes | * | 3 | - | - | | |
| Green peppers | * | * | - | - | | |
| Red peppers | - | - | - | - | | |
| Swiss chard | - | - | - | - | | |
| <u>Root crops</u> | 2,030 | * | - | - | | |
| Beetroot | - | - | - | - | | |
| Carrot | - | - | - | - | | |
| Onion | - | - | - | - | | |
| Potatoes | * | * | - | - | | |
| Garlic | - | - | - | - | | |
| Taro / 'Godere' | 745 | * | - | - | | |
| Sweet potatoes | * | * | - | - | | |
| <u>Fruit crops</u> | 4,363 | 147.34 | - | - | | |
| Avocados | * | * | - | - | | |
| Bananas | 2,803 | 51.36 | - | - | | |
| Guavas | * | * | - | - | | |
| Lemons | * | * | - | - | | |
| Mangoes | 2,879 | 84.16 | - | - | | |
| Oranges | * | * | - | - | | |
| Papayas | 2,182 | 9.29 | - | - | | |
| Pineapples | - | - | - | - | | |
| Chat | - | - | - | - | | |
| Coffee | - | - | - | - | | |
| Hops | - | - | - | - | | |
| Sugar cane | - | - | - | - | | |

Table 11.2 - Area, Production and Yield of Crops for Private Peasant Holdings
for Meher Season 2005/2006 (1998 E.C)

Zone 2

| Crop | Number of holders | Area in hectare | Production in quintal | Average yield (qt / ha) | Non - extension yield (qt / ha) | Extension yield (qt / ha) |
|--------------------|-------------------|-----------------|-----------------------|-------------------------|---------------------------------|---------------------------|
| Grain | 15,895 | 6,037 | 100,036 | | | |
| <u>Cereals</u> | 14,960 | 5,126 | 98,661 | | | |
| Teff | * | - | - | - | | |
| Barley | * | * | * | * | | |
| Wheat | - | - | - | - | | |
| Maize | 12,216 | 2,786 | 67,915 | 24.37 | | |
| Sorghum | 8,599 | 2,230 | 29,600 | 13.27 | | |
| Finger millet | * | * | * | * | | |
| Oats / 'Aja' | - | - | - | - | | |
| Rice | * | * | * | * | | |
| <u>Pulses</u> | 4,470 | 92 | 431 | | | |
| Faba beans | * | - | - | - | | |
| Field peas | * | * | - | - | | |
| Haricot beans | 4,438 | 92 | 431 | 4.68 | | |
| Chick-peas | - | - | - | - | | |
| Lentils | - | - | - | - | | |
| Grass peas | - | - | - | - | | |
| Soya beans | - | - | - | - | | |
| Fenugreek | - | - | - | - | | |
| Gibto | - | - | - | - | | |
| <u>Oilseeds</u> | 3,010 | * | * | | | |
| Neug | * | * | - | - | | |
| Linseed | - | - | - | - | | |
| Groundnuts | 1,338 | 39 | 200 | 5.15 | | |
| Safflower | 297 | * | - | - | | |
| Sesame | 1,413 | * | * | * | | |
| Rape seed | 190 | * | * | * | | |
| <u>Vegetables</u> | 5,112 | 68 | - | | | |
| Lettuce | - | - | - | - | | |
| Head cabbage | 207 | * | - | - | | |
| Ethiopian cabbage | 2,417 | 21 | - | - | | |
| Tomatoes | 1,285 | 9 | - | - | | |
| Green peppers | 942 | 11 | - | - | | |
| Red peppers | 1,419 | 25 | - | - | | |
| Swiss chard | * | * | - | - | | |
| <u>Root crops</u> | 8,284 | 446 | - | | | |
| Beetroot | * | * | - | - | | |
| Carrot | * | * | - | - | | |
| Onion | 254 | * | - | - | | |
| Potatoes | 1,594 | * | - | - | | |
| Garlic | 263 | 0 | - | - | | |
| Taro / 'Godere' | 6,797 | 355 | - | - | | |
| Sweet potatoes | 2,626 | 63 | - | - | | |
| <u>Fruit crops</u> | 10,324 | 257 | - | | | |
| Avocados | 1,383 | 7 | - | - | | |
| Bananas | 4,973 | 132 | - | - | | |
| Guavas | 475 | * | - | - | | |
| Lemons | 583 | 3 | - | - | | |
| Mangoes | 5,588 | 56 | - | - | | |
| Oranges | 1,319 | 12 | - | - | | |
| Papayas | 6,048 | 41 | - | - | | |
| Pineapples | 423 | 3 | - | - | | |
| Chat | 1,778 | 39 | - | - | | |
| Coffee | 7,544 | 2,308 | - | - | | |
| Hops | 950 | 7 | - | - | | |
| Sugar cane | 5,342 | 95 | - | - | | |

Table 12 - Area, Production and Yield of Crops for Private Peasant Holdings
for Meher Season 2005/2006 (1998 E.C)

Harari Region

| Crop | Number of holders | Area in hectare | Production in quintal | Average yield (qt / ha) | Non - extension yield (qt / ha) | Extension yield (qt / ha) |
|--------------------|-------------------|-----------------|-----------------------|-------------------------|---------------------------------|---------------------------|
| Grain | 15,898 | 8,807.37 | 78,154.43 | | | |
| <u>Cereals</u> | 15,759 | 6,461.89 | 61,895.60 | | | |
| Teff | 36 | 1.36 | * | * | * | - |
| Barley | 748 | 54.68 | 594.53 | 10.87 | 10.87 | - |
| Wheat | 861 | 51.15 | 445.37 | 8.71 | 8.65 | 12.25 |
| Maize | 10,567 | 933.06 | 12,141.17 | 13.01 | 12.78 | 17.83 |
| Sorghum | 14,876 | 5,407.15 | 48,552.16 | 8.98 | 8.05 | 12.31 |
| Finger millet | * | * | * | * | * | - |
| Oats / 'Aja' | 177 | 14.50 | 162.36 | 11.20 | | |
| Rice | * | * | * | * | | |
| <u>Pulses</u> | 326 | 7.54 | 108.67 | | | |
| Faba beans | * | * | * | * | | |
| Field peas | * | * | * | * | | |
| Haricot beans | 220 | 6.54 | 104.69 | 16.01 | | |
| Chick-peas | 36 | 0.42 | * | * | | |
| Lentils | 34 | 0.16 | 1.46 | 9.13 | | |
| Grass peas | * | * | * | * | | |
| Soya beans | * | * | * | * | | |
| Fenugreek | 36 | 0.42 | 2.51 | 5.98 | | |
| Gibto | * | * | * | * | | |
| <u>Oilseeds</u> | 9,212 | 2,337.94 | 16,150.16 | | | |
| Neug | * | * | * | * | | |
| Linseed | * | * | * | * | | |
| Groundnuts | 9,176 | 2,255.22 | 15,686.32 | 6.96 | | |
| Safflower | * | * | * | * | | |
| Sesame | 1,382 | 82.72 | 463.84 | 5.61 | | |
| Rape seed | * | * | * | * | | |
| <u>Vegetables</u> | 189 | 1.12 | 7.71 | | | |
| Lettuce | * | * | * | * | | |
| Head cabbage | 36 | 0.62 | * | * | | |
| Ethiopian cabbage | * | * | * | * | | |
| Tomatoes | 95 | 0.41 | * | * | | |
| Green peppers | 28 | * | * | * | | |
| Red peppers | 30 | 0.10 | 7.71 | 77.10 | | |
| Swiss chard | * | * | * | * | | |
| <u>Root crops</u> | 3,409 | 153.85 | 7,345.76 | | | |
| Beetroot | 40 | 0.01 | * | * | | |
| Carrot | 40 | 0.02 | * | * | | |
| Onion | 40 | 0.41 | * | * | | |
| Potatoes | 733 | 61.91 | * | * | | |
| Garlic | * | * | * | * | | |
| Taro / 'Godere' | 31 | 0.81 | * | * | | |
| Sweet potatoes | 2,644 | 90.69 | 7,345.76 | 81.00 | | |
| <u>Fruit crops</u> | 9,145 | 159.78 | 1,462.14 | 9.15 | | |
| Avocados | 214 | 1.47 | * | * | | |
| Bananas | 1,858 | 7.72 | * | * | | |
| Guavas | 3,224 | 26.47 | * | * | | |
| Lemons | 598 | 1.92 | * | * | | |
| Mangoes | 5,747 | 105.24 | * | * | | |
| Oranges | 170 | 0.27 | * | * | | |
| Papayas | 3,091 | 16.69 | 1,462.14 | 87.61 | | |
| Pineapples | * | * | * | * | | |
| Chat | 13,016 | 2,661.62 | * | * | | |
| Coffee | 1,832 | 49.47 | * | * | | |
| Hops | 179 | 5.03 | * | * | | |
| Sugar cane | 536 | 24.98 | * | * | | |

Table 13 - Area, Production and Yield of Crops for Private Peasant Holdings
for Meher Season 2005/2006 (1998 E.C)

Addis Ababa

| Crop | Number of holders | Area in hectare | Production in quintal | Average yield (qt / ha) | Non - extension yield (qt / ha) | Extension yield (qt / ha) |
|--------------------|-------------------|-----------------|-----------------------|-------------------------|---------------------------------|---------------------------|
| Grain | 5,742 | 10,093.96 | 124,036.51 | | | |
| <u>Cereals</u> | 5,080 | 7,374.62 | 90,698.75 | | | |
| Teff | 3,946 | 3,305.47 | 32,575.33 | 9.85 | 9.97 | 13.10 |
| Barley | 430 | 239.11 | 1,913.03 | 8.00 | 8.00 | - |
| Wheat | 4,136 | 3,787.57 | 55,806.62 | 14.73 | 14.80 | 17.90 |
| Maize | 829 | 11.72 | 53.47 | 4.56 | 4.56 | - |
| Sorghum | 128 | 22.10 | 303.30 | 13.72 | 13.72 | - |
| Finger millet | 28 | 5.42 | * | * | * | - |
| Oats / 'Aja' | 58 | 3.23 | 47.00 | 14.55 | | |
| Rice | * | * | * | * | | |
| <u>Pulses</u> | 4,366 | 2,708.82 | 33,322.62 | | | |
| Faba beans | 2,066 | 278.28 | 2,079.98 | 7.47 | | |
| Field peas | 600 | 92.62 | 403.26 | 4.35 | | |
| Haricot beans | 98 | 9.84 | 50.68 | 5.15 | | |
| Chick-peas | 2,385 | 1,026.74 | 14,820.28 | 14.43 | | |
| Lentils | 1,870 | 432.48 | 3,373.73 | 7.80 | | |
| Grass peas | 2,880 | 808.79 | 12,227.05 | 15.12 | | |
| Soya beans | * | * | * | * | | |
| Fenugreek | 529 | 60.07 | 367.64 | 6.12 | | |
| Gibto | * | * | * | * | | |
| <u>Oilseeds</u> | 311 | 10.53 | 15.14 | | | |
| Neug | * | * | * | * | | |
| Linseed | 76 | 9.41 | 12.83 | 1.36 | | |
| Groundnuts | * | * | * | * | | |
| Safflower | 15 | 0.07 | * | * | | |
| Sesame | * | * | * | * | | |
| Rape seed | 220 | 1.05 | 2.32 | 2.21 | | |
| <u>Vegetables</u> | 2,095 | 17.01 | 325.43 | | | |
| Lettuce | 137 | 0.32 | * | * | | |
| Head cabbage | 126 | 2.13 | * | * | | |
| Ethiopian cabbage | 1,761 | 9.33 | * | * | | |
| Tomatoes | 39 | 2.69 | 239.55 | 89.05 | | |
| Green peppers | 284 | 0.86 | 85.88 | 99.86 | | |
| Red peppers | * | * | * | * | | |
| Swiss chard | 264 | 1.68 | * | * | | |
| <u>Root crops</u> | 3,221 | 82.97 | 801.85 | | | |
| Beetroot | 293 | 7.12 | * | * | | |
| Carrot | 749 | 58.32 | * | * | | |
| Onion | 153 | 0.50 | 66.64 | 133.28 | | |
| Potatoes | 110 | 9.36 | 729.74 | 77.96 | | |
| Garlic | 2,633 | 7.63 | * | * | | |
| Taro / 'Godere' | 14 | * | * | * | | |
| Sweet potatoes | 59 | 0.05 | 5.47 | 109.40 | | |
| <u>Fruit crops</u> | 48 | 0.05 | * | * | | |
| Avocados | 24 | 0.01 | * | * | | |
| Bananas | 24 | 0.01 | * | * | | |
| Guavas | * | * | * | * | | |
| Lemons | * | * | * | * | | |
| Mangoes | * | * | * | * | | |
| Oranges | * | * | * | * | | |
| Papayas | 48 | 0.04 | * | * | | |
| Pineapples | * | * | * | * | | |
| Chat | 15 | 1.75 | * | * | | |
| Coffee | 54 | 0.19 | * | * | | |
| Hops | 659 | 6.71 | 59.05 | 8.80 | | |
| Sugar cane | 87 | 0.06 | * | * | | |

Table 14 - Area, Production and Yield of Crops for Private Peasant Holdings
for Meher Season 2005/2006 (1998 E.C)

Dire Dawa

| Crop | Number of holders | Area in hectare | Production in quintal | Average yield (qt / ha) | Non - extension yield (qt / ha) | Extension yield (qt / ha) |
|--------------------|-------------------|-----------------|-----------------------|-------------------------|---------------------------------|---------------------------|
| Grain | 17,105 | 7,888.41 | 78,917.08 | | | |
| <u>Cereals</u> | 17,105 | 7,422.63 | 75,267.68 | | | |
| Teff | * | * | * | * | * | - |
| Barley | 514 | 21.65 | 171.58 | 7.93 | 7.93 | - |
| Wheat | * | * | * | * | * | - |
| Maize | 3,137 | 106.41 | 1,295.10 | 12.17 | 12.17 | - |
| Sorghum | 16,987 | 7,294.57 | 73,801.00 | 10.12 | 10.12 | - |
| Finger millet | * | * | * | * | * | - |
| Oats / 'Aja' | * | * | * | * | * | - |
| Rice | * | * | * | * | * | - |
| <u>Pulses</u> | 5,013 | 349.99 | 2,867.27 | | | |
| Faba beans | 39 | 0.24 | * | * | * | |
| Field peas | * | * | * | * | * | |
| Haricot beans | 4,818 | 344.70 | 2,847.99 | 8.26 | * | |
| Chick-peas | * | * | * | * | * | |
| Lentils | 39 | 0.56 | * | * | * | |
| Grass peas | * | * | * | * | * | |
| Soya beans | * | * | * | * | * | |
| Fenugreek | 272 | 4.48 | 19.28 | 4.30 | * | |
| Gibto | * | * | * | * | * | |
| <u>Oilseeds</u> | 2,090 | 115.79 | 782.14 | | | |
| Neug | * | * | * | * | * | |
| Linseed | * | * | * | * | * | |
| Groundnuts | 1,235 | 74.14 | 552.20 | 7.45 | * | |
| Safflower | * | * | * | * | * | |
| Sesame | 1,045 | 41.66 | 229.94 | 5.52 | * | |
| Rape seed | * | * | * | * | * | |
| <u>Vegetables</u> | 1,572 | 56.39 | * | * | * | |
| Lettuce | * | * | * | * | * | |
| Head cabbage | * | * | * | * | * | |
| Ethiopian cabbage | * | * | * | * | * | |
| Tomatoes | 1,277 | 52.03 | * | * | * | |
| Green peppers | 362 | 4.36 | * | * | * | |
| Red peppers | * | * | * | * | * | |
| Swiss chard | * | * | * | * | * | |
| <u>Root crops</u> | 2,709 | 102.88 | * | * | * | |
| Beetroot | * | * | * | * | * | |
| Carrot | * | * | * | * | * | |
| Onion | 824 | 35.53 | * | * | * | |
| Potatoes | 422 | 15.06 | * | * | * | |
| Garlic | * | * | * | * | * | |
| Taro / 'Godere' | * | * | * | * | * | |
| Sweet potatoes | 1,925 | 52.28 | * | * | * | |
| <u>Fruit crops</u> | 5,211 | 56.16 | * | * | * | |
| Avocados | 107 | 0.05 | * | * | * | |
| Bananas | 604 | 5.48 | * | * | * | |
| Guavas | 1,564 | 4.09 | * | * | * | |
| Lemons | 648 | 2.43 | * | * | * | |
| Mangoes | 1,198 | 10.95 | * | * | * | |
| Oranges | 289 | 1.69 | * | * | * | |
| Papayas | 3,222 | 31.47 | * | * | * | |
| Pineapples | * | * | * | * | * | |
| Chat | 10,883 | 834.74 | 8,180.50 | 9.80 | * | |
| Coffee | 3,330 | 94.64 | * | * | * | |
| Hops | * | * | * | * | * | |
| Sugar cane | 33 | 0.03 | * | * | * | |

APPENDIX I

ESTIMATION PROCEDURES OF TOTAL, RATIO AND SAMPLING ERRORS

APPENDIX I Estimation Procedures of Totals, Ratios and Sampling Errors

The following formulas were used to estimate total area of land under specific crop, production and yield of specific crop in a stratum.

1. For estimating Total Area of Land under Specific Crop:

$$\hat{A}_h = \sum_{i=1}^{n_h} W_{hi} \sum_{j=1}^{h_{hi}} a_{hij} = \sum_{i=1}^{n_h} W_{hi} a_{hi}$$

in which, $W_{hi} = \frac{M_h H_{hi}}{n_h m_{hi} h_{hi}}$ is the basic weight.

Where:

h represents the stratum

n_h is the total number of sample EAs successfully covered in the h^{th} stratum.

M_h is the measure of size of the h^{th} stratum as obtained from the sampling frame.

m_{hi} is the measure of size of the i^{th} sample EA in the h^{th} stratum obtained from the sampling frame.

H_{hi} is the total number of agricultural households of the i^{th} sample EA in the h^{th} stratum.

h_{hi} is the number of sample agricultural households successfully covered in the i^{th} sample EA in the h^{th} stratum.

a_{hij} is the value of area for agricultural households j , in the i^{th} EA in the h^{th} stratum under a specific crop.

a_{hi} is the sample total area under specific crop for EA i in stratum h

\hat{A}_h estimate of total area under specific crop in stratum h

2. For estimating Total Production under Specific Crop:

$$\hat{P}_h = \sum_{i=1}^{n_h} W_{hi} P_{hi}$$

in which, $P_{hi} = a_{hi} * \bar{Y}_{hi}$

Where, $\bar{Y}_{hi} = \frac{Y_{hi}}{16C_{hi}}$ is average yield per square meter of a specific crop in the i^{th} EA in the

h^{th} stratum.

\hat{P}_h is estimate of total quantity of production of a specific crop in the h^{th} stratum.

Y_{hi} is sample total quantity of production of a specific crop from defined area of land for crop cutting

of a crop in the i^{th} EA in the h^{th} stratum.

P_{hi} is estimate of total quantity of production under specific crop for EA i in stratum h .

C_{hi} is the number of crop cutting of a specific crop in the i^{th} EA in the h^{th} stratum.

3. For estimating yield of a specific crop in stratum h :

$$\hat{Y}_h = \frac{\hat{P}_h}{\hat{A}_h}$$

4. Sampling Variance of Estimates:

Sampling variance for the estimate of stratum total of area, production and yield for a specific crop are estimated by the following formulas.

$$Var(\hat{A}_h) = (1 - f_h) \frac{n_h}{n_h - 1} \sum_{i=1}^{n_h} \left(\hat{A}_{hi} - \frac{\hat{A}_h}{n_h} \right)^2 + f_h \sum_{i=1}^{n_h} (1 - f_{hi}) \left(\frac{h_{hi}}{h_{hi} - 1} \right) \sum_{j=1}^{h_{hi}} \left(\hat{A}_{hij} - \frac{\hat{A}_{hi}}{h_{hi}} \right)^2$$

$$Var(\hat{P}_h) = (1 - f_h) \frac{n_h}{n_h - 1} \sum_{i=1}^{n_h} \left(\hat{P}_{hi} - \frac{\hat{P}_h}{n_h} \right)^2 + f_h \sum_{i=1}^{n_h} (1 - f_{hi}) \left(\frac{h_{hi}}{h_{hi} - 1} \right) \sum_{j=1}^{h_{hi}} \left(\hat{P}_{hij} - \frac{\hat{P}_{hi}}{h_{hi}} \right)^2$$

$$Var(\hat{Y}_h) = \frac{1}{\hat{A}_h^2} \left[Var(\hat{P}_h) + \hat{Y}_h^2 Var(\hat{A}_h) - 2\hat{Y}_h Cov(\hat{P}_h, \hat{A}_h) \right]$$

Where,

$$Cov(\hat{P}_h, \hat{A}_h) = (1 - f_h) \frac{n_h}{n_h - 1} \sum_{i=1}^{n_h} \left(\hat{A}_{hi} - \frac{\hat{A}_h}{n_h} \right) \left(\hat{P}_{hi} - \frac{\hat{P}_h}{n_h} \right) + f_h \sum_{i=1}^{n_h} (1 - f_{hi}) \left(\frac{h_{hi}}{h_{hi} - 1} \right) \sum_{j=1}^{h_{hi}} \left(\hat{A}_{hij} - \frac{\hat{A}_{hi}}{h_{hi}} \right) \left(\hat{P}_{hij} - \frac{\hat{P}_{hi}}{h_{hi}} \right)$$

f_h = average first stage probability of selection of EAs within stratum h .

$f_{hi} = \frac{h_{hi}}{H_{hi}}$ = average second stage probability of selection within the i^{th} sample EA in

stratum h .

$\hat{A}_{hi}, \hat{P}_{hi}$ are weighted total area and production, respectively, of a specific crop in the i^{th} EA and h^{th} stratum.

$\hat{A}_{hij}, \hat{P}_{hij}$ are weighted values of area and production, respectively, from j^{th} agricultural household in the i^{th} EA and h^{th} stratum under a specific crop.

Since all strata are independent, the total variance at regional and country level is computed by aggregating the result obtained at Zone/Special Wereda level, i.e.

$$Var(\hat{A}) = \sum_h^L Var(\hat{A}_h), Var(\hat{P}) = \sum_h^L Var(\hat{P}_h) \text{ and } Var(\hat{Y}) = \sum_h^L Var(\hat{Y}_h)$$

Where, L is the number of strata (Zone/Special Wereda).

In estimating the sampling variance by the above formula, selection of EAs within a stratum is assumed to be with replacement. By so doing the variance estimate may be slightly over estimated but it greatly simplifies the estimation procedure.

5. Coefficient of Variation (CV) of Estimates:

Coefficient of Variation (CV) in percentage of estimate of stratum total of area, production and yield for a specific crop are given by:

$$CV(\hat{A}_h) = \frac{\sqrt{Var(\hat{A}_h)}}{\hat{A}_h} * 100, CV(\hat{P}_h) = \frac{\sqrt{Var(\hat{P}_h)}}{\hat{P}_h} * 100, CV(\hat{Y}_h) = \frac{\sqrt{Var(\hat{Y}_h)}}{\hat{Y}_h} * 100$$

6. Ninety-five percent confidence interval (CI) of stratum total of area:

$$\hat{A}_h \pm 1.96 * SE(\hat{A}_h) \quad ,$$

Where $SE(\hat{A}_h) = \sqrt{Var(\hat{A}_h)}$ is standard error of the estimate of the stratum total of area.

Estimates of standard error and confidence interval for the other estimates can also be calculated by adopting the above formulas.

APPENDIX II

STANDARD ERRORS AND COEFFICIENTS OF VARIATION OF ESTIMATES

Estimate of Holders, Area, Production, Standard Errors and Coefficient of Variations
For Crops 2005/2006 (1998 E.C)

Ethiopia

| Crop | Holder | Standard Error | CV% | Area | Standard Error | CV % | Production | Standard Error | CV % |
|--------------------|------------|----------------|-----|------------|----------------|------|-------------|----------------|------|
| Grain | 10,929,152 | 85,028 | 1 | 10,161,021 | 158,693 | 2 | 133,650,208 | 2,245,448 | 2 |
| <u>Cereals</u> | 10,582,491 | 86,189 | 1 | 8,072,561 | 127,224 | 2 | 116,074,689 | 2,017,807 | 2 |
| Teff | 5,177,125 | 90,590 | 2 | 2,246,017 | 66,667 | 3 | 21,755,977 | 753,700 | 3 |
| Barley | 3,784,238 | 88,305 | 2 | 997,868 | 45,509 | 5 | 12,706,798 | 704,997 | 6 |
| Wheat | 4,109,464 | 93,372 | 2 | 1,459,540 | 65,526 | 4 | 22,190,754 | 1,061,682 | 5 |
| Maize | 6,821,795 | 100,760 | 1 | 1,520,283 | 40,169 | 3 | 33,242,368 | 1,098,428 | 3 |
| Sorghum | 4,148,720 | 89,480 | 2 | 1,465,181 | 51,333 | 4 | 21,694,699 | 914,851 | 4 |
| Finger millet | 1,232,912 | 47,190 | 4 | 333,029 | 18,978 | 6 | 3,970,017 | 241,793 | 6 |
| Oats / 'Aja' | 341,612 | 29,515 | 9 | 44,401 | 6,539 | 15 | 401,634 | 54,895 | 14 |
| Rice | 22,496 | 10,343 | 46 | * | * | * | * | * | * |
| <u>Pulses</u> | 5,872,477 | 85,483 | 1 | 1,292,063 | 39,012 | 3 | 12,711,966 | 436,461 | 3 |
| Horse beans | 3,271,878 | 75,674 | 2 | 456,919 | 18,149 | 4 | 5,127,970 | 228,821 | 4 |
| Field peas | 1,477,302 | 52,598 | 4 | 233,087 | 13,077 | 6 | 1,822,676 | 114,425 | 6 |
| Haricot beans | 1,724,060 | 55,801 | 3 | 163,582 | 11,610 | 7 | 1,383,713 | 114,099 | 8 |
| Chick-peas | 832,623 | 44,496 | 5 | 201,010 | 15,587 | 8 | 2,105,851 | 184,907 | 9 |
| Lentils | 648,995 | 36,350 | 6 | 84,895 | 8,600 | 10 | 576,033 | 83,391 | 14 |
| Vetch | 586,787 | 41,296 | 7 | 123,464 | 10,917 | 9 | 1,459,448 | 140,451 | 10 |
| Soya beans | 29,923 | 4,457 | 15 | 3,327 | 1,245 | 37 | * | * | * |
| Fenugreek | 340,860 | 20,704 | 6 | 11,845 | 1,579 | 13 | 74,839 | 12,782 | 17 |
| Gibto | 88,358 | 14,838 | 17 | 13,936 | 3,106 | 22 | 123,318 | 28,277 | 23 |
| <u>Oilseeds</u> | 3,027,326 | 70,939 | 2 | 796,397 | 29,381 | 4 | 4,863,553 | 225,942 | 5 |
| Neug | 1,026,396 | 42,692 | 4 | 306,877 | 17,466 | 6 | 1,471,286 | 108,658 | 7 |
| Linseed | 1,165,022 | 50,123 | 4 | 215,107 | 16,717 | 8 | 1,259,072 | 114,507 | 9 |
| Groundnuts | 205,259 | 28,303 | 14 | 35,392 | 8,363 | 24 | 341,501 | 78,537 | 23 |
| Safflower | 170,349 | 19,925 | 12 | 8,867 | 1,697 | 19 | 59,572 | 13,569 | 23 |
| Sesame | 601,229 | 33,575 | 6 | 205,153 | 14,007 | 7 | 1,488,610 | 129,398 | 9 |
| Rape seed | 487,561 | 32,390 | 7 | 25,001 | 2,927 | 12 | 243,512 | 32,306 | 13 |
| <u>Vegetables</u> | 4,549,800 | 81,323 | 2 | 117,578 | 8,720 | 7 | 4,501,996 | 276,017 | 6 |
| Lettuce | 32,207 | 4,743 | 15 | 268 | 109 | 41 | * | * | * |
| Head cabbage | 198,351 | 13,212 | 7 | 1,653 | 253 | 15 | 128,823 | 26,833 | 21 |
| Ethiopian cabbage | 2,401,502 | 60,820 | 3 | 22,997 | 909 | 4 | 1,808,433 | 77,316 | 4 |
| Tomatoes | 137,785 | 14,681 | 11 | 4,776 | 2,167 | 45 | 354,073 | 170,478 | 48 |
| Green peppers | 822,257 | 34,956 | 4 | 6,247 | 485 | 8 | 401,034 | 31,858 | 8 |
| Red peppers | 1,745,291 | 66,652 | 4 | 81,519 | 8,417 | 10 | 1,790,283 | 190,760 | 11 |
| Swiss chard | 58,302 | 5,279 | 9 | 117 | 17 | 15 | - | - | - |
| <u>Root crops</u> | 4,468,101 | 78,655 | 2 | 168,836 | 7,465 | 4 | 13,374,684 | 607,556 | 5 |
| Beetroot | 250,996 | 13,164 | 5 | 1,506 | 314 | 21 | 162,911 | 40,070 | 25 |
| Carrot | 134,358 | 9,051 | 7 | 1,071 | 225 | 21 | 68,815 | 19,705 | 29 |
| Onion | 711,038 | 34,044 | 5 | 16,579 | 2,468 | 15 | 1,759,193 | 239,551 | 14 |
| Potatoes | 1,102,790 | 55,969 | 5 | 61,812 | 6,195 | 10 | 4,499,958 | 483,126 | 11 |
| Garlic | 1,743,605 | 57,014 | 3 | 12,481 | 1,088 | 9 | 1,071,719 | 103,444 | 10 |
| Taro / 'Godere' | 849,125 | 28,858 | 3 | 25,169 | 1,530 | 6 | 1,724,128 | 89,035 | 5 |
| Sweet potatoes | 1,136,793 | 35,401 | 3 | 50,218 | 2,471 | 5 | 4,087,961 | 200,335 | 5 |
| <u>Fruit crops</u> | 2,270,602 | 58,047 | 3 | 44,639 | 1,932 | 4 | 4,283,012 | 203,367 | 5 |
| Avocados | 528,983 | 25,554 | 5 | 3,589 | 297 | 8 | 283,477 | 26,725 | 9 |
| Bananas | 1,417,421 | 43,539 | 3 | 27,919 | 1,161 | 4 | 2,114,499 | 96,964 | 5 |
| Guavas | 188,367 | 16,122 | 9 | 802 | 124 | 15 | 14,294 | 2,428 | 17 |
| Lemons | 151,751 | 10,607 | 7 | 565 | 55 | 10 | 41,950 | 6,586 | 16 |
| Mangoes | 455,402 | 24,118 | 5 | 5,259 | 325 | 6 | 547,291 | 29,293 | 5 |
| Oranges | 348,789 | 23,212 | 7 | 2,748 | 314 | 11 | 506,573 | 66,327 | 13 |
| Papayas | 480,031 | 22,242 | 5 | 2,845 | 474 | 17 | 710,925 | 109,377 | 15 |
| Pineapples | 21,354 | 10,516 | 49 | * | * | * | * | * | * |
| Chat | 1,875,970 | 58,969 | 3 | 136,150 | 7,935 | 6 | 1,196,603 | 76,729 | 6 |
| Coffee | 2,691,933 | 69,205 | 3 | 258,867 | 12,898 | 5 | 1,716,311 | 90,190 | 5 |
| Hops | 1,512,334 | 49,368 | 3 | 22,884 | 2,272 | 10 | 227,802 | 21,460 | 9 |
| Sugar cane | 853,012 | 31,949 | 4 | 18,761 | 1,725 | 9 | 16,050,252 | 1,380,935 | 9 |

Estimate of Holders, Area, Production, Standard Errors and Coefficient of Variations
For Crops 2005/2006 (1998 E.C)

Tigray

| Crop | Holder | Standard Error | CV % | Area | Standard Error | CV % | Production | Standard Error | CV % |
|--------------------|---------|----------------|------|---------|----------------|------|------------|----------------|------|
| Grain | 719,770 | 12,421 | 2 | 708,350 | 30,258 | 4 | 8,587,980 | 436,484 | 5 |
| <u>Cereals</u> | 713,853 | 12,331 | 2 | 585,847 | 26,237 | 4 | 7,568,135 | 410,981 | 5 |
| Teff | 430,239 | 16,195 | 4 | 138,346 | 10,188 | 7 | 1,244,213 | 103,752 | 8 |
| Barley | 353,478 | 14,938 | 4 | 79,108 | 8,090 | 10 | 877,473 | 81,588 | 9 |
| Wheat | 295,435 | 17,906 | 6 | 76,776 | 7,203 | 9 | 1,006,985 | 96,434 | 10 |
| Maize | 428,015 | 16,947 | 4 | 46,192 | 3,673 | 8 | 803,329 | 82,432 | 10 |
| Sorghum | 392,418 | 21,304 | 5 | 184,011 | 17,551 | 10 | 2,934,833 | 327,993 | 11 |
| Finger millet | 254,189 | 14,122 | 6 | 60,737 | 5,812 | 10 | 695,630 | 75,427 | 11 |
| Oats / 'Aja' | 3,603 | 1,728 | 48 | 678 | 327 | 48 | 5,673 | 2,626 | 46 |
| Rice | - | - | - | - | - | - | - | - | - |
| <u>Pulses</u> | 300,035 | 17,117 | 6 | 46,338 | 4,020 | 9 | 434,531 | 44,307 | 10 |
| Horse beans | 176,301 | 16,782 | 10 | 14,616 | 1,997 | 14 | 173,611 | 25,422 | 15 |
| Field peas | 48,511 | 6,159 | 13 | 5,240 | 976 | 19 | 49,484 | 10,463 | 21 |
| Haricot beans | 19,526 | 6,697 | 34 | * | * | * | * | * | * |
| Chick-peas | 51,827 | 7,524 | 15 | 11,702 | 2,248 | 19 | 96,648 | 19,501 | 20 |
| Lentils | 35,385 | 5,387 | 15 | 4,060 | 733 | 18 | 29,291 | 7,089 | 24 |
| Vetch | 35,594 | 6,801 | 19 | 6,975 | 1,485 | 21 | 68,497 | 14,984 | 22 |
| Soya beans | 907 | 679 | 75 | * | * | * | * | * | * |
| Fenugreek | 15,783 | 3,492 | 22 | 416 | 170 | 41 | * | * | * |
| Gibto | - | - | - | - | - | - | - | - | - |
| <u>Oilseeds</u> | 205,735 | 12,430 | 6 | 76,166 | 5,258 | 7 | 585,313 | 40,883 | 7 |
| Neug | 44,128 | 5,943 | 13 | 6,491 | 1,083 | 17 | 44,568 | 10,657 | 24 |
| Linseed | 78,632 | 8,207 | 10 | 9,190 | 1,677 | 18 | 47,650 | 8,573 | 18 |
| Groundnuts | 962 | 538 | 56 | 16 | 7 | 46 | 110 | 52 | 47 |
| Safflower | 7,140 | 2,800 | 39 | * | * | * | * | * | * |
| Sesame | 104,680 | 10,441 | 10 | 60,148 | 4,934 | 8 | 492,154 | 37,944 | 8 |
| Rape seed | 2,465 | 1,006 | 41 | * | * | * | - | - | - |
| <u>Vegetables</u> | 179,504 | 11,327 | 6 | 2,089 | 206 | 10 | 60,891 | 10,180 | 17 |
| Lettuce | 4,243 | 1,016 | 24 | 34 | 14 | 42 | 850 | 348 | 41 |
| Head cabbage | 6,115 | 1,541 | 25 | 30 | 12 | 41 | 920 | 369 | 40 |
| Ethiopian cabbage | * | * | * | * | * | * | * | * | * |
| Tomatoes | 23,316 | 4,197 | 18 | 431 | 108 | 25 | 23,471 | 8,344 | 36 |
| Green peppers | 44,203 | 6,716 | 15 | 354 | 65 | 18 | 21,158 | 4,768 | 23 |
| Red peppers | 119,700 | 9,885 | 8 | 1,205 | 151 | 13 | 14,443 | 2,826 | 20 |
| Swiss chard | 8,070 | 1,751 | 22 | 23 | 8 | 33 | - | - | - |
| <u>Root crops</u> | 95,959 | 11,532 | 12 | 1,648 | 333 | 20 | 184,748 | 40,184 | 22 |
| Beetroot | 1,458 | 549 | 38 | 1 | 0 | 35 | * | * | * |
| Carrot | 5,523 | 2,694 | 49 | * | * | * | * | * | * |
| Onion | 40,255 | 5,798 | 14 | 590 | 139 | 24 | 59,494 | 14,109 | 24 |
| Potatoes | 17,339 | 3,846 | 22 | * | * | * | * | * | * |
| Garlic | 56,506 | 9,084 | 16 | 538 | 114 | 21 | 72,441 | 15,112 | 21 |
| Taro / 'Godere' | - | - | - | - | - | - | - | - | - |
| Sweet potatoes | 1,443 | 616 | 43 | 5 | 2 | 44 | 78 | 30 | 39 |
| <u>Fruit crops</u> | 22,142 | 2,964 | 13 | 191 | 60 | 31 | 2,607 | 1,075 | 41 |
| Avocados | * | * | * | * | * | * | - | - | - |
| Bananas | 2,844 | 846 | 30 | 23 | 10 | 43 | * | * | * |
| Guavas | 7,463 | 1,697 | 23 | * | * | * | * | * | * |
| Lemons | 7,804 | 1,625 | 21 | * | * | * | * | * | * |
| Mangoes | * | * | * | * | * | * | - | - | - |
| Oranges | 5,683 | 1,187 | 21 | 24 | 7 | 27 | 377 | 99 | 26 |
| Papayas | 8,485 | 1,938 | 23 | 45 | 16 | 34 | 673 | 198 | 29 |
| Pineapples | - | - | - | - | - | - | - | - | - |
| Chat | * | * | * | * | * | * | - | - | - |
| Coffee | 4,676 | 1,303 | 28 | 29 | 9 | 30 | - | - | - |
| Hops | 84,343 | 10,767 | 13 | 1,118 | 256 | 23 | 18,305 | 3,940 | 22 |
| Sugar cane | * | * | * | * | * | * | - | - | - |

Estimate of Holders Area, Production, Standard Errors and Coefficient of Variations
For Crops 2005/2006 (1998 E.C)

Afar

| Crop | Holder | Standard Error | CV % | Area | Standard Error | CV % | Production | Standard Error | CV % |
|--------------------|--------|----------------|------|--------|----------------|------|------------|----------------|------|
| Grain | 16,901 | 2,257 | 13 | 19,088 | 2,783 | 15 | 376,330 | 72,881 | 19 |
| <u>Cereals</u> | 15,840 | 1,914 | 12 | 17,358 | 2,374 | 14 | 370,346 | 72,696 | 20 |
| Teff | 3,602 | 1,127 | 31 | 1,784 | 624 | 35 | 8,177 | 2,692 | 33 |
| Barley | 796 | 331 | 42 | * | * | * | * | * | * |
| Wheat | * | * | * | * | * | * | * | * | * |
| Maize | 14,157 | 1,604 | 11 | 12,776 | 1,913 | 15 | 347,278 | 72,574 | 21 |
| Sorghum | 3,997 | 1,193 | 30 | 2,265 | 691 | 31 | 14,519 | 4,481 | 31 |
| Finger millet | - | - | - | - | - | - | - | - | - |
| Oats / 'Aja' | - | - | - | - | - | - | - | - | - |
| Rice | - | - | - | - | - | - | - | - | - |
| <u>Pulses</u> | 1,805 | 578 | 32 | 197 | 71 | 36 | 760 | 300 | 40 |
| Horse beans | - | - | - | - | - | - | - | - | - |
| Field peas | - | - | - | - | - | - | - | - | - |
| Haricot beans | 1,444 | 495 | 34 | 111 | 49 | 44 | 473 | 191 | 40 |
| Chick-peas | 548 | 214 | 39 | 84 | 38 | 46 | * | * | * |
| Lentils | * | * | * | * | * | * | - | - | - |
| Vetch | - | - | - | - | - | - | - | - | - |
| Soya beans | - | - | - | - | - | - | - | - | - |
| Fenugreek | * | * | * | * | * | * | - | - | - |
| Gibto | - | - | - | - | - | - | - | - | - |
| <u>Oilseeds</u> | 4,293 | 1,314 | 31 | * | * | * | 5,224 | 2,334 | 45 |
| Neug | * | * | * | * | * | * | - | - | - |
| Linseed | * | * | * | * | * | * | - | - | - |
| Groundnuts | * | * | * | * | * | * | - | - | - |
| Safflower | 1,902 | 675 | 36 | * | * | * | * | * | * |
| Sesame | 3,639 | 1,175 | 32 | * | * | * | 4,388 | 2,135 | 49 |
| Rape seed | - | - | - | - | - | - | - | - | - |
| <u>Vegetables</u> | 2,406 | 722 | 30 | 49 | 16 | 32 | - | - | - |
| Lettuce | - | - | - | - | - | - | - | - | - |
| Head cabbage | * | * | * | * | * | * | - | - | - |
| Ethiopian cabbage | * | * | * | * | * | * | - | - | - |
| Tomatoes | * | * | * | * | * | * | - | - | - |
| Green peppers | * | * | * | * | * | * | - | - | - |
| Red peppers | 2,139 | 717 | 34 | 29 | 9 | 32 | - | - | - |
| Swiss chard | - | - | - | - | - | - | - | - | - |
| <u>Root crops</u> | 1,222 | 435 | 36 | * | * | * | * | * | * |
| Beetroot | - | - | - | - | - | - | - | - | - |
| Carrot | - | - | - | - | - | - | - | - | - |
| Onion | 1,103 | 435 | 39 | * | * | * | * | * | * |
| Potatoes | - | - | - | - | - | - | - | - | - |
| Garlic | * | * | * | * | * | * | - | - | - |
| Taro / 'Godere' | - | - | - | - | - | - | - | - | - |
| Sweet potatoes | * | * | * | * | * | * | - | - | - |
| <u>Fruit crops</u> | 1,636 | 611 | 37 | * | * | * | * | * | * |
| Avocados | * | * | * | * | * | * | - | - | - |
| Bananas | * | * | * | * | * | * | * | * | * |
| Guavas | * | * | * | * | * | * | - | - | - |
| Lemons | * | * | * | * | * | * | * | * | * |
| Mangoes | * | * | * | * | * | * | - | - | - |
| Oranges | * | * | * | * | * | * | - | - | - |
| Papayas | 856 | 372 | 43 | * | * | * | 1,153 | 514 | 45 |
| Pineapples | - | - | - | - | - | - | - | - | - |
| Chat | * | * | * | * | * | * | - | - | - |
| Coffee | * | * | * | * | * | * | - | - | - |
| Hops | 472 | 199 | 42 | 3 | 1 | 45 | 61 | 28 | 45 |
| Sugar cane | * | * | * | * | * | * | - | - | - |

Estimate of Holders Area, Production, Standard Errors and Coefficient of Variations
For Crops 2005/2006 (1998 E.C)

Amhara

| Crop | Holder | Standard Error | CV % | Area | Standard Error | CV % | Production | Standard Error | CV % |
|--------------------|-----------|----------------|------|-----------|----------------|------|------------|----------------|------|
| Grain | 3,141,387 | 46,341 | 1 | 3,570,812 | 98,345 | 3 | 43,854,714 | 1,370,166 | 3 |
| Cereals | 3,097,075 | 47,409 | 2 | 2,714,489 | 76,853 | 3 | 36,498,651 | 1,203,265 | 3 |
| Teff | 1,974,238 | 58,554 | 3 | 907,057 | 44,754 | 5 | 8,658,240 | 463,470 | 5 |
| Barley | 1,285,198 | 56,579 | 4 | 318,420 | 25,124 | 8 | 3,964,682 | 394,013 | 10 |
| Wheat | 1,329,834 | 55,791 | 4 | 431,486 | 32,649 | 8 | 6,074,888 | 525,151 | 9 |
| Maize | 1,967,462 | 62,774 | 3 | 341,084 | 17,714 | 5 | 7,256,802 | 498,914 | 7 |
| Sorghum | 1,162,957 | 62,557 | 5 | 537,624 | 37,745 | 7 | 8,515,402 | 716,938 | 8 |
| Finger millet | 491,322 | 39,630 | 8 | 164,649 | 17,114 | 10 | 1,846,795 | 214,862 | 12 |
| Oats / 'Aja' | 95,319 | 13,172 | 14 | 8,301 | 1,477 | 18 | 74,017 | 13,570 | 18 |
| Rice | * | * | * | * | * | * | * | * | * |
| Pulses | 1,979,270 | 50,668 | 3 | 585,171 | 28,703 | 5 | 5,828,794 | 315,841 | 5 |
| Horse beans | 1,285,212 | 51,376 | 4 | 210,055 | 13,577 | 6 | 2,387,016 | 167,739 | 7 |
| Field peas | 569,358 | 35,003 | 6 | 85,905 | 8,098 | 9 | 690,690 | 74,243 | 11 |
| Haricot beans | 208,485 | 24,130 | 12 | 25,308 | 5,079 | 20 | 175,233 | 32,273 | 18 |
| Chick-peas | 503,604 | 38,937 | 8 | 122,967 | 13,300 | 11 | 1,271,272 | 157,020 | 12 |
| Lentils | 349,324 | 28,357 | 8 | 50,799 | 6,514 | 13 | 332,465 | 48,404 | 15 |
| Vetch | 330,884 | 32,300 | 10 | 69,288 | 8,709 | 13 | 801,510 | 108,223 | 14 |
| Soya beans | 1,286 | 634 | 49 | * | * | * | * | * | * |
| Fenugreek | 137,774 | 15,007 | 11 | 6,785 | 1,477 | 22 | 46,964 | 11,768 | 25 |
| Gibto | 88,245 | 14,838 | 17 | 13,935 | 3,106 | 22 | 123,315 | 28,277 | 23 |
| Oilseeds | 1,272,736 | 47,412 | 4 | 271,152 | 19,458 | 7 | 1,527,268 | 147,405 | 10 |
| Neug | 518,209 | 34,235 | 7 | 139,552 | 13,762 | 10 | 604,629 | 71,944 | 12 |
| Linseed | 427,600 | 28,877 | 7 | 45,310 | 5,034 | 11 | 193,651 | 25,168 | 13 |
| Groundnuts | * | * | * | * | * | * | * | * | * |
| Safflower | 121,498 | 18,668 | 15 | 6,053 | 1,292 | 21 | 45,392 | 12,177 | 27 |
| Sesame | 210,344 | 28,312 | 13 | 62,279 | 12,359 | 20 | 489,698 | 118,896 | 24 |
| Rape seed | 324,687 | 29,197 | 9 | 16,883 | 2,393 | 14 | 180,352 | 27,708 | 15 |
| Vegetables | 1,137,992 | 53,099 | 5 | 31,107 | 5,015 | 16 | 634,774 | 80,453 | 13 |
| Lettuce | 5,303 | 1,857 | 35 | * | * | * | * | * | * |
| Head cabbage | 32,120 | 6,145 | 19 | 176 | 54 | 31 | 9,240 | 3,768 | 41 |
| Ethiopian cabbage | 147,463 | 21,487 | 15 | 618 | 168 | 27 | 49,160 | 14,406 | 29 |
| Tomatoes | 34,512 | 7,768 | 23 | 319 | 145 | 45 | * | * | * |
| Green peppers | 129,765 | 17,768 | 14 | 837 | 186 | 22 | 62,366 | 15,580 | 25 |
| Red peppers | 872,744 | 52,811 | 6 | 29,112 | 5,014 | 17 | 491,265 | 76,727 | 16 |
| Swiss chard | 15,490 | 3,426 | 22 | 36 | 12 | 32 | - | - | - |
| Root crops | 1,311,495 | 51,416 | 4 | 38,702 | 4,150 | 11 | 2,877,659 | 346,400 | 12 |
| Beetroot | 27,710 | 4,743 | 17 | 98 | 40 | 41 | 3,344 | 1,406 | 42 |
| Carrot | 24,776 | 4,382 | 18 | 135 | 53 | 39 | 3,740 | 1,569 | 42 |
| Onion | 233,266 | 22,402 | 10 | 5,339 | 975 | 18 | 706,527 | 142,655 | 20 |
| Potatoes | 457,974 | 39,902 | 9 | 26,512 | 3,822 | 14 | 1,815,827 | 300,142 | 17 |
| Garlic | 934,944 | 45,210 | 5 | 6,353 | 905 | 14 | 341,477 | 65,008 | 19 |
| Taro / 'Godere' | - | - | - | - | - | - | - | - | - |
| Sweet potatoes | 29,530 | 7,008 | 24 | 264 | 117 | 44 | * | * | * |
| Fruit crops | 201,940 | 21,889 | 11 | 1,784 | 393 | 22 | 182,753 | 40,923 | 22 |
| Avocados | 5,928 | 2,235 | 38 | * | * | * | * | * | * |
| Bananas | 59,780 | 9,458 | 16 | 495 | 138 | 28 | 18,913 | 6,986 | 37 |
| Guavas | 31,970 | 7,742 | 24 | 112 | 34 | 31 | 2,923 | 950 | 33 |
| Lemons | 56,652 | 7,862 | 14 | 172 | 44 | 25 | 25,315 | 6,440 | 25 |
| Mangoes | 17,861 | 4,072 | 23 | 90 | 30 | 34 | * | * | * |
| Oranges | 68,776 | 12,209 | 18 | 521 | 146 | 28 | 86,794 | 22,534 | 26 |
| Papayas | 62,371 | 10,719 | 17 | 351 | 163 | 46 | 43,758 | 19,326 | 44 |
| Pineapples | * | * | * | * | * | * | - | - | - |
| Chat | 106,707 | 19,430 | 18 | 3,450 | 1,226 | 36 | 37,946 | 14,908 | 39 |
| Coffee | 246,863 | 27,768 | 11 | 5,331 | 1,020 | 19 | 27,163 | 6,519 | 24 |
| Hops | 787,369 | 40,541 | 5 | 14,452 | 2,118 | 15 | 127,825 | 19,201 | 15 |
| Sugar cane | 54,100 | 9,955 | 18 | 1,628 | 702 | 43 | 1,166,666 | 523,532 | 45 |

Estimate of Holders Area, Production, Standard Errors and Coefficient of Variations
For Crops 2005/2006 (1998 E.C)

Oromia

| Crop | Holder | Standard Error | CV % | Area | Standard Error | CV % | Production | Standard Error | CV % |
|--------------------|-----------|----------------|------|-----------|----------------|------|------------|----------------|------|
| Grain | 4,627,073 | 62,740 | 1 | 4,720,123 | 116,217 | 2 | 67,727,141 | 1,647,323 | 2 |
| <u>Cereals</u> | 4,536,344 | 62,182 | 1 | 3,835,235 | 93,947 | 2 | 60,285,657 | 1,495,189 | 2 |
| Teff | 1,966,059 | 62,068 | 3 | 985,666 | 47,115 | 5 | 10,224,520 | 577,664 | 6 |
| Barley | 1,499,084 | 58,881 | 4 | 514,377 | 36,465 | 7 | 6,929,575 | 571,326 | 8 |
| Wheat | 1,829,680 | 68,298 | 4 | 816,572 | 55,718 | 7 | 13,177,061 | 905,075 | 7 |
| Maize | 3,186,353 | 67,558 | 2 | 858,096 | 32,466 | 4 | 20,317,484 | 908,881 | 4 |
| Sorghum | 1,832,137 | 55,257 | 3 | 542,046 | 28,855 | 5 | 8,176,429 | 452,536 | 6 |
| Finger millet | 395,500 | 19,430 | 5 | 83,578 | 4,444 | 5 | 1,141,465 | 63,541 | 6 |
| Oats / 'Aja' | 222,903 | 26,125 | 12 | 34,795 | 6,359 | 18 | 317,983 | 53,118 | 17 |
| Rice | 1,518 | 242 | 16 | 106 | 18 | 17 | 1,140 | 214 | 19 |
| <u>Pulses</u> | 2,239,888 | 56,722 | 3 | 487,975 | 24,253 | 5 | 5,010,423 | 279,638 | 6 |
| Horse beans | 1,125,775 | 44,118 | 4 | 170,873 | 11,053 | 6 | 1,995,774 | 145,782 | 7 |
| Field peas | 485,674 | 34,209 | 7 | 92,858 | 9,204 | 10 | 711,166 | 74,911 | 11 |
| Haricot beans | 854,800 | 39,446 | 5 | 85,170 | 8,791 | 10 | 783,903 | 90,814 | 12 |
| Chick-peas | 224,880 | 19,293 | 9 | 59,060 | 7,757 | 13 | 689,229 | 95,380 | 14 |
| Lentils | 235,235 | 21,867 | 9 | 28,584 | 5,564 | 19 | 207,208 | 67,529 | 33 |
| Vetch | 206,156 | 24,213 | 12 | 44,582 | 6,299 | 14 | 563,322 | 87,802 | 16 |
| Soya beans | 18,141 | 4,266 | 24 | 2,510 | 1,238 | 49 | * | * | * |
| Fenugreek | 162,962 | 13,680 | 8 | 4,339 | 530 | 12 | 25,277 | 4,882 | 19 |
| Gibto | - | - | - | - | - | - | - | - | - |
| <u>Oilseeds</u> | 1,314,382 | 50,362 | 4 | 396,913 | 20,960 | 5 | 2,431,061 | 162,416 | 7 |
| Neug | 417,364 | 24,260 | 6 | 144,965 | 10,432 | 7 | 737,942 | 78,029 | 11 |
| Linseed | 584,097 | 39,675 | 7 | 157,345 | 15,832 | 10 | 1,001,867 | 111,218 | 11 |
| Groundnuts | 152,536 | 27,787 | 18 | 27,588 | 8,271 | 30 | 251,903 | 75,365 | 30 |
| Safflower | 25,907 | 5,728 | 22 | 1,835 | 1,062 | 58 | * | * | * |
| Sesame | 210,010 | 13,931 | 7 | 57,745 | 3,424 | 6 | 369,979 | 30,310 | 8 |
| Rape seed | 134,160 | 13,286 | 10 | 7,435 | 1,676 | 23 | 60,370 | 16,578 | 27 |
| <u>Vegetables</u> | 1,782,045 | 51,327 | 3 | 51,858 | 6,641 | 13 | 1,777,207 | 199,907 | 11 |
| Lettuce | 15,636 | 3,824 | 24 | * | * | * | * | * | * |
| Head cabbage | 101,236 | 9,432 | 9 | 990 | 232 | 23 | 90,678 | 26,177 | 29 |
| Ethiopian cabbage | 960,502 | 46,471 | 5 | 8,493 | 622 | 7 | 641,819 | 52,150 | 8 |
| Tomatoes | 50,860 | 11,191 | 22 | * | * | * | * | * | * |
| Green peppers | 499,553 | 26,826 | 5 | 4,386 | 438 | 10 | 257,910 | 26,366 | 10 |
| Red peppers | 517,258 | 34,628 | 7 | 34,086 | 6,314 | 19 | 485,821 | 83,472 | 17 |
| Swiss chard | 16,105 | 2,856 | 18 | 31 | 9 | 30 | - | - | - |
| <u>Root crops</u> | 1,735,247 | 50,391 | 3 | 66,174 | 5,884 | 9 | 4,808,572 | 458,804 | 10 |
| Beetroot | 145,819 | 10,575 | 7 | 1,193 | 310 | 26 | 144,165 | 39,936 | 28 |
| Carrot | 58,527 | 5,546 | 9 | 512 | 188 | 37 | 45,795 | 17,782 | 39 |
| Onion | 324,107 | 23,654 | 7 | 9,452 | 2,248 | 24 | 871,697 | 190,340 | 22 |
| Potatoes | 336,323 | 35,086 | 10 | 24,924 | 4,812 | 19 | 1,874,780 | 372,708 | 20 |
| Garlic | 664,207 | 31,626 | 5 | 5,193 | 588 | 11 | 627,462 | 78,720 | 13 |
| Taro / 'Godere' | 260,949 | 22,017 | 8 | 6,730 | 1,288 | 19 | 388,722 | 71,752 | 18 |
| Sweet potatoes | 489,101 | 24,323 | 5 | 18,169 | 1,869 | 10 | 855,950 | 100,400 | 12 |
| <u>Fruit crops</u> | 892,729 | 40,587 | 5 | 14,576 | 1,252 | 9 | 1,556,115 | 150,505 | 10 |
| Avocados | 79,556 | 10,050 | 13 | 664 | 110 | 17 | 51,185 | 8,730 | 17 |
| Bananas | 574,704 | 30,126 | 5 | 8,339 | 775 | 9 | 642,393 | 60,626 | 9 |
| Guavas | 100,327 | 13,011 | 13 | 457 | 110 | 24 | 8,937 | 2,199 | 25 |
| Lemons | 34,392 | 4,969 | 14 | 97 | 16 | 17 | 5,674 | 860 | 15 |
| Mangoes | 235,299 | 22,347 | 10 | 2,347 | 297 | 13 | 237,921 | 25,851 | 11 |
| Oranges | 140,874 | 15,731 | 11 | 1,207 | 172 | 14 | 227,991 | 38,623 | 17 |
| Papayas | 177,682 | 16,851 | 9 | 1,439 | 437 | 30 | 380,353 | 106,471 | 28 |
| Pineapples | 5,028 | 2,141 | 43 | * | * | * | * | * | * |
| Chat | 1,142,617 | 41,840 | 4 | 96,754 | 7,073 | 7 | 915,147 | 70,791 | 8 |
| Coffee | 1,098,476 | 47,097 | 4 | 164,652 | 11,070 | 7 | 1,152,632 | 81,144 | 7 |
| Hops | 428,372 | 21,758 | 5 | 4,770 | 412 | 9 | 49,374 | 3,190 | 6 |
| Sugar cane | 264,675 | 19,743 | 7 | 6,301 | 1,247 | 20 | 3,824,614 | 614,571 | 16 |

Estimate of Holders Area, Production, Standard Errors and Coefficient of Variations
For Crops 2005/2006 (1998 E.C)

Somale

| Crop | Holder | Standard Error | CV % | Area | Standard Error | CV % | Production | Standard Error | CV % |
|--------------------|--------|----------------|------|--------|----------------|------|------------|----------------|------|
| Grain | 81,247 | 5,538 | 7 | 67,290 | 6,744 | 10 | 378,094 | 42,263 | 11 |
| <u>Cereals</u> | 81,108 | 5,533 | 7 | 65,915 | 6,562 | 10 | 376,439 | 42,088 | 11 |
| Teff | * | * | * | * | * | * | - | - | - |
| Barley | 11,134 | 2,856 | 26 | 2,532 | 776 | 31 | 11,240 | 3,284 | 29 |
| Wheat | 24,461 | 4,446 | 18 | 9,672 | 2,847 | 29 | 47,166 | 12,675 | 27 |
| Maize | 64,055 | 4,883 | 8 | 22,965 | 3,487 | 15 | 137,199 | 27,589 | 20 |
| Sorghum | 58,955 | 5,681 | 10 | 30,475 | 3,749 | 12 | 180,019 | 26,945 | 15 |
| Finger millet | - | - | - | - | - | - | - | - | - |
| Oats / 'Aja' | 2,628 | 1,209 | 46 | * | * | * | * | * | * |
| Rice | * | * | * | * | * | * | * | * | * |
| <u>Pulses</u> | 7,875 | 1,632 | 21 | 1,173 | 436 | 37 | * | * | * |
| Horse beans | - | - | - | - | - | - | - | - | - |
| Field peas | 544 | 258 | 48 | 8 | 4 | 48 | * | * | * |
| Haricot beans | 4,684 | 1,260 | 27 | 651 | 245 | 38 | * | * | * |
| Chick-peas | 1,841 | 892 | 48 | * | * | * | * | * | * |
| Lentils | * | * | * | * | * | * | * | * | * |
| Vetch | - | - | - | - | - | - | - | - | - |
| Soya beans | - | - | - | - | - | - | - | - | - |
| Fenugreek | 925 | 386 | 42 | * | * | * | 87 | 41 | 48 |
| Gibto | - | - | - | - | - | - | - | - | - |
| <u>Oilseeds</u> | 3,669 | 1,422 | 39 | * | * | * | * | * | * |
| Neug | - | - | - | - | - | - | - | - | - |
| Linseed | 3,567 | 1,421 | 40 | * | * | * | * | * | * |
| Groundnuts | * | * | * | * | * | * | - | - | - |
| Safflower | - | - | - | - | - | - | - | - | - |
| Sesame | * | * | * | * | * | * | 2 | 1 | 48 |
| Rape seed | - | - | - | - | - | - | - | - | - |
| <u>Vegetables</u> | 2,954 | 993 | 34 | 69 | 30 | 44 | 731 | 260 | 36 |
| Lettuce | - | - | - | - | - | - | - | - | - |
| Head cabbage | * | * | * | * | * | * | - | - | - |
| Ethiopian cabbage | * | * | * | * | * | * | - | - | - |
| Tomatoes | 2,107 | 766 | 36 | * | * | * | 479 | 154 | 32 |
| Green peppers | * | * | * | * | * | * | * | * | * |
| Red peppers | - | - | - | - | - | - | - | - | - |
| Swiss chard | - | - | - | - | - | - | - | - | - |
| <u>Root crops</u> | 5,532 | 1,969 | 36 | 297 | 103 | 35 | 15,782 | 5,616 | 36 |
| Beetroot | - | - | - | - | - | - | - | - | - |
| Carrot | - | - | - | - | - | - | - | - | - |
| Onion | 1,962 | 806 | 41 | 72 | 32 | 45 | 6,718 | 3,086 | 46 |
| Potatoes | * | * | * | * | * | * | - | - | - |
| Garlic | * | * | * | * | * | * | * | * | * |
| Taro / 'Godere' | - | - | - | - | - | - | - | - | - |
| Sweet potatoes | * | * | * | 145 | 63 | 43 | 2,258 | 346 | 15 |
| <u>Fruit crops</u> | 3,744 | 663 | 18 | 356 | 42 | 12 | 8,204 | 2,349 | 29 |
| Avocados | - | - | - | - | - | - | - | - | - |
| Bananas | 1,015 | 226 | 22 | 66 | 18 | 27 | - | - | - |
| Guavas | * | * | * | * | * | * | * | * | * |
| Lemons | 1,565 | 107 | 7 | 92 | 11 | 12 | 1,059 | 142 | 13 |
| Mangoes | 2,110 | 582 | 28 | 73 | 23 | 31 | 6,963 | 2,341 | 34 |
| Oranges | 1,250 | 98 | 8 | 110 | 16 | 14 | - | - | - |
| Papayas | * | * | * | 1 | 1 | 48 | * | * | * |
| Pineapples | - | - | - | - | - | - | - | - | - |
| Chat | 23,328 | 3,701 | 16 | 6,917 | 1,923 | 28 | 17,220 | 4,617 | 27 |
| Coffee | * | * | * | * | * | * | - | - | - |
| Hops | - | - | - | - | - | - | - | - | - |
| Sugar cane | 65 | 31 | 48 | * | * | * | - | - | - |

Estimate of Holders Area, Production, Standard Errors and Coefficient of Variations
For Crops 2005/2006 (1998 E.C)

Benishangul - Gumuz

| Crop | Holder | Standard Error | CV % | Area | Standard Error | CV % | Production | Standard Error | CV % |
|--------------------|---------|----------------|------|---------|----------------|------|------------|----------------|------|
| Grain | 139,086 | 3,187 | 2 | 171,876 | 9,416 | 5 | 2,085,802 | 143,319 | 7 |
| Cereals | 137,630 | 3,155 | 2 | 124,182 | 7,310 | 6 | 1,770,206 | 124,391 | 7 |
| Teff | 29,883 | 3,565 | 12 | 16,654 | 3,289 | 20 | 133,509 | 29,347 | 22 |
| Barley | 4,969 | 1,833 | 37 | 1,108 | 427 | 39 | 11,528 | 4,730 | 41 |
| Wheat | 5,392 | 2,103 | 39 | * | * | * | * | * | * |
| Maize | 124,195 | 3,472 | 3 | 31,721 | 2,511 | 8 | 626,628 | 59,440 | 9 |
| Sorghum | 93,032 | 4,096 | 4 | 52,887 | 4,001 | 8 | 723,157 | 67,079 | 9 |
| Finger millet | 36,673 | 4,077 | 11 | 19,485 | 3,592 | 18 | 242,916 | 49,555 | 20 |
| Oats / 'Aja' | 645 | 292 | 45 | * | * | * | * | * | * |
| Rice | * | * | * | * | * | * | * | * | * |
| Pulses | 50,814 | 3,392 | 7 | 6,596 | 800 | 12 | 50,345 | 7,846 | 16 |
| Horse beans | 6,562 | 2,398 | 37 | 611 | 234 | 38 | 6,693 | 2,877 | 43 |
| Field peas | 4,787 | 1,675 | 35 | 927 | 371 | 40 | 5,832 | 2,675 | 46 |
| Haricot beans | 34,431 | 2,712 | 8 | 3,907 | 639 | 16 | 31,914 | 6,284 | 20 |
| Chick-peas | 3,993 | 705 | 18 | 485 | 185 | 38 | 2,764 | 1,344 | 49 |
| Lentils | * | * | * | * | * | * | * | * | * |
| Vetch | - | - | - | - | - | - | - | - | - |
| Soya beans | 5,872 | 253 | 4 | 624 | 68 | 11 | 2,902 | 261 | 9 |
| Fenugreek | * | * | * | * | * | * | * | * | * |
| Gibto | * | * | * | * | * | * | * | * | * |
| Oilseeds | 97,736 | 3,922 | 4 | 41,098 | 3,826 | 9 | 265,251 | 34,497 | 13 |
| Neug | 34,163 | 2,987 | 9 | 13,076 | 2,037 | 16 | 73,033 | 20,023 | 27 |
| Linseed | 5,658 | 709 | 13 | 286 | 119 | 42 | * | * | * |
| Groundnuts | 27,358 | 2,824 | 10 | 4,186 | 909 | 22 | 58,978 | 19,363 | 33 |
| Safflower | 1,931 | 374 | 19 | 137 | 61 | 44 | * | * | * |
| Sesame | 66,446 | 4,467 | 7 | 23,280 | 2,595 | 11 | 131,312 | 15,633 | 12 |
| Rape seed | 3,670 | 1,429 | 39 | 133 | 34 | 26 | 636 | 254 | 40 |
| Vegetables | 38,532 | 3,257 | 8 | 1,002 | 87 | 9 | 23,976 | 674 | 3 |
| Lettuce | - | - | - | - | - | - | - | - | - |
| Head cabbage | 1,516 | 115 | 8 | 10 | 1 | 11 | 1,250 | 136 | 11 |
| Ethiopian cabbage | * | * | * | * | * | * | 551 | 66 | 12 |
| Tomatoes | 1,686 | 583 | 35 | 17 | 5 | 29 | - | - | - |
| Green peppers | 3,603 | 752 | 21 | 29 | 9 | 29 | 1,032 | 234 | 23 |
| Red peppers | 32,386 | 2,950 | 9 | 876 | 64 | 7 | 21,144 | 612 | 3 |
| Swiss chard | 106 | 28 | 27 | 0 | 0 | 28 | - | - | - |
| Root crops | 32,222 | 3,425 | 11 | 698 | 141 | 20 | 78,734 | 15,760 | 20 |
| Beetroot | 784 | 147 | 19 | 1 | 1 | 38 | 104 | 17 | 16 |
| Carrot | 717 | 106 | 15 | 3 | 1 | 28 | 441 | 124 | 28 |
| Onion | 5,959 | 1,096 | 18 | 88 | 10 | 12 | 13,256 | 1,493 | 11 |
| Potatoes | * | * | * | * | * | * | * | * | * |
| Garlic | 10,478 | 3,141 | 30 | 83 | 30 | 36 | 12,124 | 4,488 | 37 |
| Taro / 'Godere' | 303 | 79 | 26 | 11 | 3 | 29 | * | * | * |
| Sweet potatoes | 19,093 | 964 | 5 | 319 | 16 | 5 | 32,504 | 1,479 | 5 |
| Fruit crops | 42,294 | 2,306 | 5 | 923 | 88 | 10 | 85,457 | 9,445 | 11 |
| Avocados | 676 | 241 | 36 | 7 | 2 | 26 | - | - | - |
| Bananas | 16,142 | 1,578 | 10 | 314 | 20 | 6 | 15,427 | 1,029 | 7 |
| Guavas | 2,438 | 416 | 17 | 21 | 5 | 25 | 416 | 58 | 14 |
| Lemons | 4,422 | 539 | 12 | 13 | 1 | 10 | 628 | 61 | 10 |
| Mangoes | 29,270 | 1,908 | 7 | 517 | 81 | 16 | 57,598 | 9,255 | 16 |
| Oranges | 5,024 | 1,315 | 26 | 24 | 4 | 16 | 4,837 | 462 | 10 |
| Papayas | 7,516 | 932 | 12 | 27 | 4 | 15 | 6,551 | 533 | 8 |
| Pineapples | - | - | - | - | - | - | - | - | - |
| Chat | 7,153 | 1,141 | 16 | 175 | 16 | 9 | 1,917 | 169 | 9 |
| Coffee | 14,291 | 2,172 | 15 | * | * | * | 808 | 39 | 5 |
| Hops | 9,767 | 2,500 | 26 | 114 | 50 | 44 | 945 | 408 | 43 |
| Sugar cane | 947 | 400 | 42 | 13 | 6 | 46 | 3,075 | 472 | 15 |

Estimate of Holders, Area, Production, Standard Errors and Coefficient of Variations
For Crops 2005/2006 (1998 E.C)

S.N.N.P.R.

| Crop | Holder | Standard Error | CV % | Area | Standard Error | CV % | Production | Standard Error | CV % |
|--------------------|-----------|----------------|------|---------|----------------|------|------------|----------------|------|
| Grain | 2,164,944 | 30,731 | 1 | 876,693 | 30,749 | 4 | 10,359,040 | 482,220 | 5 |
| <u>Cereals</u> | 1,962,699 | 33,418 | 2 | 708,276 | 25,721 | 4 | 8,977,393 | 443,242 | 5 |
| Teff | 768,942 | 25,482 | 3 | 193,193 | 10,332 | 5 | 1,454,743 | 89,024 | 6 |
| Barley | 627,888 | 29,911 | 5 | 81,506 | 6,614 | 8 | 909,393 | 93,112 | 10 |
| Wheat | 619,299 | 24,414 | 4 | 119,118 | 7,870 | 7 | 1,799,321 | 149,824 | 8 |
| Maize | 1,023,024 | 36,343 | 4 | 206,397 | 14,494 | 7 | 3,740,159 | 339,420 | 9 |
| Sorghum | 573,233 | 23,113 | 4 | 103,150 | 6,174 | 6 | 1,027,684 | 72,059 | 7 |
| Finger millet | 55,200 | 7,925 | 14 | 4,575 | 917 | 20 | 43,210 | 10,757 | 25 |
| Oats / 'Aja' | 16,279 | 3,251 | 20 | 315 | 68 | 22 | 2,575 | 688 | 27 |
| Rice | * | * | * | 22 | 6 | 30 | 308 | 118 | 38 |
| <u>Pulses</u> | 1,283,085 | 34,842 | 3 | 161,547 | 9,633 | 6 | 1,349,346 | 102,469 | 8 |
| Horse beans | 675,923 | 29,211 | 4 | 60,485 | 4,341 | 7 | 562,797 | 48,122 | 9 |
| Field peas | 367,828 | 18,172 | 5 | 48,058 | 4,431 | 9 | 365,090 | 43,045 | 12 |
| Haricot beans | 595,553 | 30,337 | 5 | 44,767 | 5,308 | 12 | 373,781 | 60,181 | 16 |
| Chick-peas | 43,509 | 5,794 | 13 | 5,230 | 804 | 15 | 29,812 | 6,957 | 23 |
| Lentils | 25,975 | 3,110 | 12 | 968 | 175 | 18 | 3,431 | 736 | 21 |
| Vetch | 11,273 | 5,437 | 48 | * | * | * | * | * | * |
| Soya beans | 3,717 | 859 | 23 | 40 | 12 | 29 | 144 | 68 | 47 |
| Fenugreek | 22,037 | 1,951 | 9 | 190 | 29 | 15 | 399 | 40 | 10 |
| Gibto | - | - | - | - | - | - | - | - | - |
| <u>Oilseeds</u> | 117,162 | 8,526 | 7 | 6,869 | 1,473 | 21 | 32,300 | 8,097 | 25 |
| Neug | 12,425 | 4,219 | 34 | 2,792 | 1,229 | 44 | 11,113 | 5,254 | 47 |
| Linseed | 65,290 | 5,867 | 9 | 2,770 | 789 | 28 | 14,727 | 5,923 | 40 |
| Groundnuts | 5,416 | 883 | 16 | 195 | 42 | 21 | 726 | 221 | 30 |
| Safflower | 11,955 | 2,694 | 23 | 395 | 182 | 46 | * | * | * |
| Sesame | 3,594 | 919 | 26 | 182 | 39 | 21 | 383 | 111 | 29 |
| Rape seed | 22,359 | 4,137 | 19 | 535 | 165 | 31 | 2,152 | 1,019 | 47 |
| <u>Vegetables</u> | 1,402,510 | 31,918 | 2 | 31,329 | 2,595 | 8 | 2,004,084 | 172,180 | 9 |
| Lettuce | 6,887 | 1,841 | 27 | 11 | 5 | 49 | - | - | - |
| Head cabbage | 56,619 | 6,720 | 12 | 430 | 82 | 19 | 26,735 | 4,517 | 17 |
| Ethiopian cabbage | 1,286,718 | 32,762 | 3 | 13,794 | 640 | 5 | 1,116,854 | 55,232 | 5 |
| Tomatoes | 23,747 | 3,340 | 14 | 237 | 48 | 20 | 24,661 | 6,948 | 28 |
| Green peppers | 143,494 | 11,862 | 8 | 622 | 67 | 11 | 58,231 | 7,362 | 13 |
| Red peppers | 201,035 | 18,641 | 9 | 16,211 | 2,411 | 15 | 777,603 | 153,383 | 20 |
| Swiss chard | 18,267 | 2,216 | 12 | 25 | 4 | 16 | - | - | - |
| <u>Root crops</u> | 1,277,086 | 29,226 | 2 | 60,717 | 1,921 | 3 | 5,385,820 | 191,302 | 4 |
| Beetroot | 74,891 | 6,216 | 8 | 205 | 37 | 18 | 15,293 | 2,955 | 19 |
| Carrot | 44,026 | 4,967 | 11 | 252 | 76 | 30 | 8,513 | 2,885 | 34 |
| Onion | 103,370 | 7,858 | 8 | 741 | 162 | 22 | 86,211 | 21,398 | 25 |
| Potatoes | 285,332 | 17,039 | 6 | 9,658 | 738 | 8 | 746,000 | 58,178 | 8 |
| Garlic | 74,034 | 10,673 | 14 | 263 | 67 | 25 | 11,408 | 2,739 | 24 |
| Taro / 'Godere' | 587,828 | 18,656 | 3 | 18,427 | 827 | 4 | 1,335,319 | 52,716 | 4 |
| Sweet potatoes | 590,045 | 24,671 | 4 | 31,171 | 1,610 | 5 | 3,183,075 | 173,308 | 5 |
| <u>Fruit crops</u> | 1,091,712 | 35,028 | 3 | 26,173 | 1,366 | 5 | 2,402,908 | 124,940 | 5 |
| Avocados | 441,642 | 23,383 | 5 | 2,872 | 275 | 10 | 230,237 | 25,210 | 11 |
| Bananas | 759,689 | 29,917 | 4 | 18,255 | 774 | 4 | 1,395,376 | 65,937 | 5 |
| Guavas | 40,624 | 5,183 | 13 | 106 | 14 | 13 | 1,747 | 311 | 18 |
| Lemons | 45,149 | 4,786 | 11 | 155 | 23 | 15 | 8,021 | 641 | 8 |
| Mangoes | 163,029 | 7,792 | 5 | 2,111 | 91 | 4 | 241,814 | 9,780 | 4 |
| Oranges | 126,575 | 11,793 | 9 | 859 | 218 | 25 | 186,574 | 48,986 | 26 |
| Papayas | 216,213 | 9,514 | 4 | 931 | 85 | 9 | 276,798 | 15,903 | 6 |
| Pineapples | * | * | * | * | * | * | * | * | * |
| Chat | 568,744 | 36,428 | 6 | 25,060 | 2,742 | 11 | 216,193 | 25,124 | 12 |
| Coffee | 1,319,380 | 42,284 | 3 | 87,619 | 6,501 | 7 | 535,708 | 38,825 | 7 |
| Hops | 201,172 | 14,072 | 7 | 2,416 | 662 | 27 | 31,233 | 8,124 | 26 |
| Sugar cane | 531,684 | 23,052 | 4 | 10,787 | 963 | 9 | 11,055,897 | 1,120,356 | 10 |

Estimate of Holders Area, Production, Standard Errors and Coefficient of Variations
For Crops 2005/2006 (1998 E.C)

Harari

| Crop | Holder | Standard Error | CV % | Area | Standard Error | CV % | Production | Standard Error | CV % |
|--------------------|--------|----------------|------|-------|----------------|------|------------|----------------|------|
| Grain | 15,898 | 511 | 3 | 8,807 | 947 | 11 | 78,154 | 10,879 | 14 |
| <u>Cereals</u> | 15,759 | 515 | 3 | 6,462 | 717 | 11 | 61,896 | 9,374 | 15 |
| Teff | * | * | * | * | * | * | - | - | - |
| Barley | * | * | * | * | * | * | * | * | * |
| Wheat | 861 | 383 | 45 | * | * | * | * | * | * |
| Maize | 10,567 | 957 | 9 | 933 | 124 | 13 | 12,141 | 1,574 | 13 |
| Sorghum | 14,876 | 640 | 4 | 5,407 | 690 | 13 | 48,552 | 8,567 | 18 |
| Finger millet | - | - | - | - | - | - | - | - | - |
| Oats / 'Aja' | * | * | * | * | * | * | * | * | * |
| Rice | - | - | - | - | - | - | - | - | - |
| <u>Pulses</u> | 326 | 121 | 37 | 8 | 3 | 39 | 109 | 48 | 44 |
| Horse beans | - | - | - | - | - | - | - | - | - |
| Field peas | - | - | - | - | - | - | - | - | - |
| Haricot beans | 220 | 97 | 44 | 7 | 3 | 43 | 105 | 47 | 45 |
| Chick-peas | * | * | * | * | * | * | - | - | - |
| Lentils | * | * | * | * | * | * | * | * | * |
| Vetch | - | - | - | - | - | - | - | - | - |
| Soya beans | - | - | - | - | - | - | - | - | - |
| Fenugreek | * | * | * | * | * | * | * | * | * |
| Gibto | - | - | - | - | - | - | - | - | - |
| <u>Oilseeds</u> | 9,212 | 1,263 | 14 | 2,338 | 438 | 19 | 16,150 | 3,159 | 20 |
| Neug | - | - | - | - | - | - | - | - | - |
| Linseed | - | - | - | - | - | - | - | - | - |
| Groundnuts | 9,176 | 1,257 | 14 | 2,255 | 416 | 18 | 15,686 | 3,001 | 19 |
| Safflower | - | - | - | - | - | - | - | - | - |
| Sesame | 1,382 | 597 | 43 | * | * | * | * | * | * |
| Rape seed | - | - | - | - | - | - | - | - | - |
| <u>Vegetables</u> | 189 | 74 | 39 | * | * | * | * | * | * |
| Lettuce | - | - | - | - | - | - | - | - | - |
| Head cabbage | * | * | * | * | * | * | - | - | - |
| Ethiopian cabbage | - | - | - | - | - | - | - | - | - |
| Tomatoes | * | * | * | * | * | * | - | - | - |
| Green peppers | * | * | * | - | - | - | - | - | - |
| Red peppers | * | * | * | * | * | * | * | * | * |
| Swiss chard | - | - | - | - | - | - | - | - | - |
| <u>Root crops</u> | 3,409 | 587 | 17 | 154 | 51 | 33 | 7,346 | 1,639 | 22 |
| Beetroot | * | * | * | * | * | * | - | - | - |
| Carrot | * | * | * | * | * | * | - | - | - |
| Onion | * | * | * | * | * | * | - | - | - |
| Potatoes | * | * | * | * | * | * | - | - | - |
| Garlic | - | - | - | - | - | - | - | - | - |
| Taro / 'Godere' | * | * | * | * | * | * | - | - | - |
| Sweet potatoes | 2,644 | 439 | 17 | 91 | 20 | 22 | 7,346 | 1,639 | 22 |
| <u>Fruit crops</u> | 9,145 | 840 | 9 | 160 | 35 | 22 | 1,462 | 426 | 29 |
| Avocados | 214 | 105 | 49 | * | * | * | - | - | - |
| Bananas | 1,858 | 429 | 23 | 8 | 3 | 45 | - | - | - |
| Guavas | 3,224 | 628 | 19 | 26 | 10 | 38 | - | - | - |
| Lemons | 598 | 213 | 36 | 2 | 1 | 49 | - | - | - |
| Mangoes | 5,747 | 843 | 15 | 105 | 25 | 24 | - | - | - |
| Oranges | 170 | 76 | 44 | * | * | * | - | - | - |
| Papayas | 3,091 | 446 | 14 | 17 | 5 | 29 | 1,462 | 426 | 29 |
| Pineapples | - | - | - | - | - | - | - | - | - |
| Chat | 13,016 | 931 | 7 | 2,662 | 336 | 13 | - | - | - |
| Coffee | 1,832 | 565 | 31 | 49 | 24 | 48 | - | - | - |
| Hops | * | * | * | * | * | * | - | - | - |
| Sugar cane | * | * | * | * | * | * | - | - | - |

Estimate of Holders Area, Production, Standard Errors and Coefficient of Variations
For Crops 2005/2006 (1998 E.C)

Addis Abeba

| Crop | Holder | Standard Error | CV % | Area | Standard Error | CV % | Production | Standard Error | CV % |
|--------------------|--------|----------------|------|--------|----------------|------|------------|----------------|------|
| Grain | 5,742 | 148 | 3 | 10,094 | 863 | 9 | 124,037 | 10,902 | 9 |
| <u>Cereals</u> | 5,080 | 160 | 3 | 7,375 | 553 | 7 | 90,699 | 6,959 | 8 |
| Teff | 3,946 | 157 | 4 | 3,305 | 245 | 7 | 32,575 | 2,543 | 8 |
| Barley | 430 | 65 | 15 | 239 | 65 | 27 | 1,913 | 563 | 29 |
| Wheat | 4,136 | 217 | 5 | 3,788 | 350 | 9 | 55,807 | 5,107 | 9 |
| Maize | 829 | 121 | 15 | 12 | 2 | 20 | 53 | 9 | 17 |
| Sorghum | 128 | 51 | 40 | * | * | * | * | * | * |
| Finger millet | * | * | * | * | * | * | - | - | - |
| Oats / 'Aja' | * | * | * | * | * | * | * | * | * |
| Rice | - | - | - | - | - | - | - | - | - |
| <u>Pulses</u> | 4,366 | 171 | 4 | 2,709 | 338 | 12 | 33,323 | 4,367 | 13 |
| Horse beans | 2,066 | 145 | 7 | 278 | 31 | 11 | 2,080 | 303 | 15 |
| Field peas | 600 | 64 | 11 | 93 | 17 | 18 | 403 | 99 | 25 |
| Haricot beans | 98 | 37 | 38 | * | * | * | * | * | * |
| Chick-peas | 2,385 | 187 | 8 | 1,027 | 182 | 18 | 14,820 | 2,575 | 17 |
| Lentils | 1,870 | 173 | 9 | 432 | 47 | 11 | 3,374 | 356 | 11 |
| Vetch | 2,880 | 184 | 6 | 809 | 93 | 12 | 12,227 | 1,641 | 13 |
| Soya beans | - | - | - | - | - | - | - | - | - |
| Fenugreek | 529 | 105 | 20 | 60 | 25 | 41 | 368 | 170 | 46 |
| Gibto | - | - | - | - | - | - | - | - | - |
| <u>Oilseeds</u> | 311 | 62 | 20 | 11 | 5 | 44 | * | * | * |
| Neug | - | - | - | - | - | - | - | - | - |
| Linseed | 76 | 36 | 47 | 9 | 5 | 49 | * | * | * |
| Groundnuts | - | - | - | - | - | - | - | - | - |
| Safflower | * | * | * | * | * | * | - | - | - |
| Sesame | - | - | - | - | - | - | - | - | - |
| Rape seed | 220 | 54 | 24 | 1 | 0 | 30 | 2 | 1 | 38 |
| <u>Vegetables</u> | 2,095 | 178 | 9 | 17 | 4 | 25 | * | * | * |
| Lettuce | 137 | 41 | 30 | 0 | 0 | 35 | - | - | - |
| Head cabbage | 126 | 42 | 33 | * | * | * | - | - | - |
| Ethiopian cabbage | 1,761 | 155 | 9 | 9 | 2 | 19 | - | - | - |
| Tomatoes | * | * | * | * | * | * | * | * | * |
| Green peppers | 284 | 61 | 22 | * | * | * | * | * | * |
| Red peppers | - | - | - | - | - | - | - | - | - |
| Swiss chard | 264 | 51 | 19 | 2 | 1 | 42 | - | - | - |
| <u>Root crops</u> | 3,221 | 138 | 4 | 83 | 19 | 23 | * | * | * |
| Beetroot | 293 | 63 | 22 | * | * | * | - | - | - |
| Carrot | 749 | 101 | 14 | 58 | 14 | 24 | - | - | - |
| Onion | 153 | 40 | 26 | 1 | 0 | 39 | 67 | 26 | 39 |
| Potatoes | 110 | 43 | 39 | * | * | * | * | * | * |
| Garlic | 2,633 | 144 | 5 | 8 | 1 | 11 | - | - | - |
| Taro / 'Godere' | * | * | * | - | - | - | - | - | - |
| Sweet potatoes | * | * | * | 0 | 0 | 49 | 5 | 3 | 49 |
| <u>Fruit crops</u> | * | * | * | * | * | * | - | - | - |
| Avocados | * | * | * | * | * | * | - | - | - |
| Bananas | * | * | * | * | * | * | - | - | - |
| Guavas | - | - | - | - | - | - | - | - | - |
| Lemons | - | - | - | - | - | - | - | - | - |
| Mangoes | - | - | - | - | - | - | - | - | - |
| Oranges | - | - | - | - | - | - | - | - | - |
| Papayas | * | * | * | * | * | * | - | - | - |
| Pineapples | - | - | - | - | - | - | - | - | - |
| Chat | * | * | * | * | * | * | - | - | - |
| Coffee | * | * | * | * | * | * | - | - | - |
| Hops | 659 | 92 | 14 | 7 | 2 | 28 | 59 | 16 | 28 |
| Sugar cane | 87 | 36 | 42 | * | * | * | - | - | - |

Estimate of Holders Area, Production, Standard Errors and Coefficient of Variations
For Crops 2005/2006 (1998 E.C)

Dire Dawa

| Crop | Hoder | Standard Error | CV % | Area | Standard Error | CV % | Production | Standard Error | CV % |
|--------------------|--------|----------------|------|-------|----------------|------|------------|----------------|------|
| Grain | 17,105 | 989 | 6 | 7,888 | 826 | 10 | 78,917 | 8,771 | 11 |
| <u>Cereals</u> | 17,105 | 989 | 6 | 7,423 | 769 | 10 | 75,268 | 8,630 | 11 |
| Teff | - | - | - | - | - | - | - | - | - |
| Barley | * | * | * | * | * | * | * | * | * |
| Wheat | - | - | - | - | - | - | - | - | - |
| Maize | 3,137 | 670 | 21 | 106 | 28 | 27 | 1,295 | 437 | 34 |
| Sorghum | 16,987 | 995 | 6 | 7,295 | 756 | 10 | 73,801 | 8,464 | 11 |
| Finger millet | - | - | - | - | - | - | - | - | - |
| Oats / 'Aja' | - | - | - | - | - | - | - | - | - |
| Rice | - | - | - | - | - | - | - | - | - |
| <u>Pulses</u> | 5,013 | 1,064 | 21 | 350 | 88 | 25 | 2,867 | 682 | 24 |
| Horse beans | * | * | * | * | * | * | - | - | - |
| Field peas | - | - | - | - | - | - | - | - | - |
| Haricot beans | 4,818 | 1,042 | 22 | 345 | 88 | 26 | 2,848 | 682 | 24 |
| Chick-peas | - | - | - | - | - | - | - | - | - |
| Lentils | * | * | * | * | * | * | - | - | - |
| Vetch | - | - | - | - | - | - | - | - | - |
| Soya beans | - | - | - | - | - | - | - | - | - |
| Fenugreek | * | * | * | * | * | * | * | * | * |
| Gibto | - | - | - | - | - | - | - | - | - |
| <u>Oilseeds</u> | 2,090 | 518 | 25 | 116 | 41 | 35 | 782 | 293 | 38 |
| Neug | - | - | - | - | - | - | - | - | - |
| Linseed | - | - | - | - | - | - | - | - | - |
| Groundnuts | 1,235 | 489 | 40 | * | * | * | * | * | * |
| Safflower | - | - | - | - | - | - | - | - | - |
| Sesame | 1,045 | 291 | 28 | 42 | 15 | 36 | 230 | 85 | 37 |
| Rape seed | - | - | - | - | - | - | - | - | - |
| <u>Vegetables</u> | 1,572 | 520 | 33 | * | * | * | - | - | - |
| Lettuce | - | - | - | - | - | - | - | - | - |
| Head cabbage | - | - | - | - | - | - | - | - | - |
| Ethiopian cabbage | - | - | - | - | - | - | - | - | - |
| Tomatoes | 1,277 | 491 | 38 | * | * | * | - | - | - |
| Green peppers | 362 | 148 | 41 | * | * | * | - | - | - |
| Red peppers | - | - | - | - | - | - | - | - | - |
| Swiss chard | - | - | - | - | - | - | - | - | - |
| <u>Root crops</u> | 2,709 | 646 | 24 | 103 | 39 | 38 | - | - | - |
| Beetroot | - | - | - | - | - | - | - | - | - |
| Carrot | - | - | - | - | - | - | - | - | - |
| Onion | * | * | * | * | * | * | - | - | - |
| Potatoes | * | * | * | * | * | * | - | - | - |
| Garlic | - | - | - | - | - | - | - | - | - |
| Taro / 'Godere' | - | - | - | - | - | - | - | - | - |
| Sweet potatoes | 1,925 | 431 | 22 | 52 | 14 | 28 | - | - | - |
| <u>Fruit crops</u> | 5,211 | 594 | 11 | 56 | 12 | 22 | - | - | - |
| Avocados | * | * | * | * | * | * | - | - | - |
| Bananas | 604 | 184 | 30 | * | * | * | - | - | - |
| Guavas | 1,564 | 397 | 25 | 4 | 1 | 29 | - | - | - |
| Lemons | 648 | 227 | 35 | * | * | * | - | - | - |
| Mangoes | 1,198 | 256 | 21 | 11 | 5 | 42 | - | - | - |
| Oranges | 289 | 139 | 48 | * | * | * | - | - | - |
| Papayas | 3,222 | 522 | 16 | 31 | 9 | 28 | - | - | - |
| Pineapples | - | - | - | - | - | - | - | - | - |
| Chat | 10,883 | 995 | 9 | 835 | 114 | 14 | 8,181 | 1,114 | 14 |
| Coffee | 3,330 | 697 | 21 | 95 | 24 | 25 | - | - | - |
| Hops | - | - | - | - | - | - | - | - | - |
| Sugar cane | * | * | * | * | * | * | - | - | - |

APPENDIX III

**NUMBER OF EAs SAMPLED AND COVERED
NUMBER OF HOUSEHOLDS SAMPLED AND COVERED
NUMBER OF FIELDS MEASURED AND CROP-CUTTINGS
PERFORMED**

Appendix III. Number of Planned and Actually Covered Sampling Units (EAs & Households)
of the 2005/6 (1998 E.C.) Annual Agricultural Sample Survey (Meher Season).

| Region | Stratum | Enumeration Areas | | Households | |
|--------|----------------------|-------------------|------------|--------------|--------------|
| | Zone/Sp.wereda | Planned | Covered | Planned | Covered |
| Tigray | North Western Tigray | 31 | 31 | 930 | 930 |
| | Central Tigray | 40 | 40 | 1200 | 1200 |
| | Eastern Tigray | 29 | 29 | 870 | 870 |
| | Southern Tigray | 40 | 40 | 1200 | 1200 |
| | Western Tigray | 25 | 25 | 750 | 749 |
| | Region Total | 165 | 165 | 4950 | 4949 |
| Afar | Zone One | 24 | 19 | 720 | 560 |
| | Zone Three | 24 | 24 | 720 | 719 |
| | Region Total | 48 | 43 | 1440 | 1279 |
| Amhara | North Gonder | 44 | 44 | 1320 | 1319 |
| | South Gonder | 44 | 44 | 1320 | 1320 |
| | North Wello | 46 | 46 | 1380 | 1379 |
| | South Wello | 48 | 48 | 1440 | 1438 |
| | North Shewa | 40 | 39 | 1200 | 1170 |
| | East Gojam | 48 | 47 | 1440 | 1409 |
| | West Gojam | 48 | 48 | 1440 | 1440 |
| | Wag Hemira | 28 | 27 | 840 | 810 |
| | Awi | 32 | 32 | 960 | 960 |
| | Oromia | 28 | 27 | 840 | 810 |
| | Region Total | 406 | 402 | 12180 | 12055 |
| Oromia | West Wellega | 42 | 42 | 1260 | 1257 |
| | East Wellega | 45 | 45 | 1350 | 1350 |
| | Illubabor | 36 | 36 | 1080 | 1079 |
| | Jimma | 48 | 48 | 1440 | 1439 |
| | West Shewa | 42 | 42 | 1260 | 1260 |
| | North Shewa | 34 | 34 | 1020 | 1020 |
| | East Shewa | 44 | 44 | 1320 | 1320 |
| | Arsi | 46 | 46 | 1380 | 1379 |
| | West Harerghe | 40 | 40 | 1200 | 1199 |
| | East Harerghe | 44 | 44 | 1320 | 1317 |
| | Bale | 40 | 40 | 1200 | 1174 |
| | Borena | 36 | 36 | 1080 | 1079 |
| | South West Shewa | 40 | 40 | 1200 | 1200 |
| | Guji | 36 | 36 | 1080 | 1079 |
| | Region Total | 573 | 573 | 17190 | 17152 |

Appendix III (cont'd)

| Region | Stratum | Enumeration Areas | | Households | |
|----------------------|-------------------------|-------------------|--------------|--------------|--------------|
| | Zone/Sp.wereda | Planned | Covered | Planned | Covered |
| Somali | Shinile | 20 | 20 | 600 | 594 |
| | Jijiga | 28 | 28 | 840 | 832 |
| | Liben | 24 | 24 | 720 | 715 |
| | Region Total | 72 | 72 | 2160 | 2141 |
| Benishangul-Gumuz | Metekel | 28 | 26 | 840 | 780 |
| | Asosa | 28 | 28 | 840 | 840 |
| | Kemashi | 24 | 24 | 720 | 720 |
| | Region Total | 80 | 78 | 2400 | 2340 |
| SNNP | Guraghe | 38 | 38 | 1140 | 1140 |
| | Hadiya | 34 | 34 | 1020 | 1020 |
| | Kembata_Tambaro | 33 | 33 | 990 | 989 |
| | Sidama | 44 | 44 | 1320 | 1320 |
| | Gedeo | 34 | 34 | 1020 | 1016 |
| | Wolayita | 40 | 40 | 1200 | 1200 |
| | South Omo | 33 | 33 | 990 | 990 |
| | Shaka | 24 | 24 | 720 | 719 |
| | Keffa | 36 | 36 | 1080 | 1078 |
| | Gamo_Gofa | 40 | 40 | 1200 | 1200 |
| | Bench_Maji | 32 | 31 | 960 | 929 |
| | Yem Specia Wereda | 20 | 20 | 600 | 600 |
| | Amaro Special W. | 20 | 20 | 600 | 600 |
| | Burji Special Wereda | 20 | 20 | 600 | 600 |
| | Konso Special Wereda. | 20 | 20 | 600 | 600 |
| | Derashe Special Wereda. | 20 | 20 | 600 | 599 |
| | Dawro | 32 | 32 | 960 | 959 |
| | Basketo Special Wereda. | 20 | 20 | 600 | 599 |
| | Konta Special Wereda. | 20 | 20 | 600 | 600 |
| | Siltie | 32 | 32 | 960 | 960 |
| | Alaba Special Wereda. | 20 | 20 | 600 | 600 |
| Region Total | 612 | 611 | 18360 | 18318 | |
| Harari | Harari | 24 | 24 | 720 | 720 |
| Addis Ababa | Addis Ababa | 20 | 20 | 600 | 600 |
| Dire Dawa | Dire Dawa | 24 | 24 | 720 | 715 |
| Country Total | | 2024 | 2012 | 60720 | 60269 |

Appendix III (cont'd) Number of Parcels, Fields measured and Crop-cuttings performed by Region and Zone

| Region | Zone | Number of Parcels | Number of fields | Number of Crop-cuttings | |
|---------------------|-----------------------|--------------------------|-------------------------|--------------------------------|--------|
| Tigray | N.W. Tigray | 4,553 | 8,206 | 1,935 | |
| | Central Tigray | 5,020 | 9,647 | 2,505 | |
| | Eastern Tigray | 3,869 | 8,158 | 1,984 | |
| | Southern Tigray | 5,875 | 8,279 | 2,257 | |
| | Western Tigray | 7,124 | 10,606 | 2,642 | |
| | Region Total | | 26,441 | 44,896 | 11,323 |
| Afar | Zone One | 1,970 | 2,433 | 299 | |
| | Zone Three | 2,380 | 3,525 | 437 | |
| | Regional Total | 4,350 | 5,958 | 736 | |
| Amhara | North Gondar | 10,849 | 15,805 | 4,420 | |
| | South Gondar | 7,793 | 11,976 | 3,423 | |
| | North Wello | 7,147 | 11,291 | 3,372 | |
| | South Wello | 9,206 | 13,773 | 3,887 | |
| | North Shewa | 7,572 | 15,505 | 3,160 | |
| | East Gojam | 7,316 | 11,575 | 2,782 | |
| | West Gojam | 7,930 | 12,874 | 2,953 | |
| | Wag Hemira | 4,030 | 5,800 | 2,128 | |
| | Awi | 5,127 | 9,348 | 1,822 | |
| | Oromia zone | 3,251 | 5,776 | 1,305 | |
| | Regional Total | 70,221 | 113,723 | 29,252 | |
| | Oromia | West Wellega | 11,746 | 22,359 | 5,583 |
| | | East Wellega | 8,689 | 16,767 | 4,430 |
| | | Illubabor | 9,338 | 18,880 | 4,547 |
| Jimma | | 7,069 | 16,906 | 3,367 | |
| West Shewa | | 7,657 | 14,885 | 2,915 | |
| North Shewa | | 6,670 | 10,547 | 2,160 | |
| East Shewa | | 6,748 | 11,898 | 2,837 | |
| Arsi | | 7,258 | 13,198 | 2,780 | |
| West Harerghe | | 4,695 | 8,795 | 2,004 | |
| East Harerghe | | 5,614 | 10,409 | 2,126 | |
| Bale | | 3,886 | 6,922 | 2,103 | |
| Borena | | 3,870 | 7,344 | 1,051 | |
| South West Shewa | | 6,994 | 13,086 | 2,842 | |
| Guji | | 4,185 | 8,237 | 1,614 | |
| Region Total | | 94,419 | 180,233 | 40,359 | |

Appendix III (cont'd) Number of Parcels, Fields measured and Crop-cuttings performed by Region and Zone

| Region | Zone | Number of Parcels | Number of fields | Number of Crop-cuttings |
|---------------------|-----------------------|--------------------------|-------------------------|--------------------------------|
| Somali | Shinile | 1,888 | 2,898 | 368 |
| | Jijiga | 3,016 | 4,863 | 1,018 |
| | Liben | 2,309 | 2,843 | 476 |
| | Regional Total | 7,213 | 10,604 | 1,862 |
| Benish-Gumuz | Metekel | 3,307 | 5,298 | 1,484 |
| | Asosa | 4,202 | 7,155 | 2,042 |
| | Kemashi | 2,803 | 4,345 | 1,364 |
| | Regional Total | 10,312 | 16,798 | 4,890 |
| SNNP | Guraghe | 4,051 | 13,511 | 1,602 |
| | Hadiya | 3,564 | 13,679 | 1,878 |
| | Kembata_Tambaro | 3,272 | 12,844 | 1,472 |
| | Sidama | 4,477 | 10,532 | 1,246 |
| | Gedeo | 3,736 | 6,818 | 852 |
| | Wolayita | 4,019 | 13,261 | 1,511 |
| | South Omo | 4,294 | 8,611 | 1,484 |
| | Shaka | 2,817 | 6,177 | 722 |
| | Keffa | 4,790 | 12,891 | 2,557 |
| | Gamo_Gofa | 5,712 | 14,269 | 2,202 |
| | Bench_Maji | 3,936 | 8,299 | 1,320 |
| | Yem SpeciWereda | 2,707 | 7,068 | 1,503 |
| | Amaro Special W. | 2,467 | 5,443 | 905 |
| | Burji Spec.Wereda | 2,447 | 5,681 | 1,427 |
| | Konso S. Wereda. | 2,573 | 4,229 | 783 |
| | Derashe Wereda. | 2,243 | 3,675 | 881 |
| | Dawro | 3,294 | 9,510 | 1,412 |
| | Basketo Wereda. | 2,664 | 8,202 | 1,091 |
| | Konta Sp. Wereda. | 2,319 | 7,495 | 1,076 |
| | Siltie | 3,732 | 11,376 | 2,374 |
| | Alaba Sp. Wereda. | 2,196 | 6,185 | 1,457 |
| | Regional Total | 71,310 | 189,756 | 29,755 |
| | Harari | | 3,167 | 5,176 |
| Addis Ababa | | 3,137 | 5,658 | 1,311 |
| Dire Dawa | | 2,969 | 4,231 | 703 |
| Country | Total | 293,539 | 577,033 | 121,166 |

APPENDIX IV

QUESTIONNAIRE

PART III – RESULTS OF AREA MEASUREMENTS

| | | | | | | | | |
|------------------------|----------------------|------------------------|----------------------|----------------------|-----------------------|--|----------------------|----------------------|
| 18 | 19 | 20 | 21 | 22 | 23 | 24 | 25 | 26 |
| Is the field measured? | | Yes =1 | | No = 2 | | Code → | | |
| Side | 1 - 2 | 2 - 3 | 3 - | 4 - | 5 - | 6 - | 7 - | 8 - |
| Bearing (0) | <input type="text"/> | <input type="text"/> | <input type="text"/> | <input type="text"/> | <input type="text"/> | <input type="text"/> | <input type="text"/> | <input type="text"/> |
| Length | <input type="text"/> | <input type="text"/> | <input type="text"/> | <input type="text"/> | <input type="text"/> | <input type="text"/> | <input type="text"/> | <input type="text"/> |
| Side | 9 - | 10 - | 11 - | 12 - | 13 - | 14 - | 15 - | 16 - |
| Bearing(0) | <input type="text"/> | <input type="text"/> | <input type="text"/> | <input type="text"/> | <input type="text"/> | <input type="text"/> | <input type="text"/> | <input type="text"/> |
| Length | <input type="text"/> | <input type="text"/> | <input type="text"/> | <input type="text"/> | <input type="text"/> | <input type="text"/> | <input type="text"/> | <input type="text"/> |
| Side | 17 - | 18 - | 19 - | 20 - | 21 - | 22 - | 23 - | 24 - |
| Bearing (0) | <input type="text"/> | <input type="text"/> | <input type="text"/> | <input type="text"/> | <input type="text"/> | <input type="text"/> | <input type="text"/> | <input type="text"/> |
| Length | <input type="text"/> | <input type="text"/> | <input type="text"/> | <input type="text"/> | <input type="text"/> | <input type="text"/> | <input type="text"/> | <input type="text"/> |
| Side | 25 - | 26 - | 27 - | 28 - | 29 - | 30 - | 31 - | 32 - |
| Bearing (0) | <input type="text"/> | <input type="text"/> | <input type="text"/> | <input type="text"/> | <input type="text"/> | <input type="text"/> | <input type="text"/> | <input type="text"/> |
| Length | <input type="text"/> | <input type="text"/> | <input type="text"/> | <input type="text"/> | <input type="text"/> | <input type="text"/> | <input type="text"/> | <input type="text"/> |
| Field Measurement | date | month | Closure error | | Area in square meters | | | |
| | <input type="text"/> | <input type="text"/> | <input type="text"/> | <input type="text"/> | <input type="text"/> | <input type="text"/> | <input type="text"/> | <input type="text"/> |
| For fields selected | | Selected corner number | | Shortest side length | | Random number | | |
| For crop cutting | | Shortest side Bearing | | Longest side length | | Random number | | |

CENTRAL STATISTICAL AUTHORITY
ETHIOPIAN AGRICULTURAL SAMPLE SURVEY 2005/06 (1998 E.C)

PART I – IDENTIFICATION PARTICULARS

| 1 | 2 | 3 | 4 | 5 | 6 | 7 | 8 | 9 | 10 | 11 | 12 | 13 | 14 |
|--------|------|--------|-----------------|-------------|----------|------------------------------|--------------|----------|-----|-------------------|-------------------------------|------------------------|------------------------------|
| Region | Zone | Wereda | PA / REST.AR | EA LOCAL | HH ID | HH HEAD SEX 1=M 2=F | HOLDER ID | HOLDER'S | | | HIGHEST GRADE COMPLETED | HOLDER'S HH SIZE | FARMING TYPE |
| | | | | | | | | NAME | AGE | SEX M=1 F=2 | | | CROP=1 LIVEST=2 BOTH=3 |
| | | | | | | | | | | | | | |

PART II – MISCELLANEOUS QUESTIONS FOR THE HOLDER

| 15 | 16 | 17 |
|---------|---|------|
| SER.NO. | QUESTIONS | CODE |
| 1 | Do you exercise crop rotation on your land holding? Yes = 1 No = 2 | |
| 2 | Reason for not using chemical fertilizers on any one of your crop fields Ignorance = 1 High price = 2 Lack of Money = 3 Non – availability of supply = 4 lack of credit service =5 Skeptical of the outcome = 6 Others (specify) = 7 | |
| 3 | Reason for not participating in Extension Program Ignorance = 1 Lack of Money = 2 Skeptical of the outcome = 3 Non – availability of the program = 4 Lack of adequate crop fields = 5 Others (specify) = 6 | |
| 4 | Do you get credit services? Yes = 1 No = 2 | |
| 5 | If no in # 4 Why? Non availability of the service = 1 Unable to pay the loan = 2 Inadequate services provided = 3 Ignorance = 4 Does not yield any results = 5 Others = 6 | |
| 6 | Do you get advisory services? Yes = 1 No = 2 | |
| 7 | If no in # 6 Why? Non availability of the service = 1 Inadequate services provided = 2 Inadequate services provided = 2 Ignorance = 3 Does not yield any results = 4 Others = 5 | |
| 8 | Your major supplier of fertilizer is Government organizations = 1 Private organizations = 2 Merchants = 3 Others (Specify) = 4 Never used fertilizer = 5 | |
| 9 | How many oxen do you have in this Meher season? | |
| 10 | If you have one or no ox how do you plough? By renting ox = 1 By pairing mine with someone's ox = 2 By pairing mine with cow/ horse =3 Using horses or cows = 4 Hand digging = 5 Using borrowed oxen = 6 others = 7 | |
| 11 | Total number of fields recorded for the holder | |
| 12 | Total number of crop fields recorded for the holder | |
| 13 | Has the holder ploughed additional fields over that of the previous year? Yes =1 No = 2 | |
| 14 | If yes in question # 13, what was the previous state of the additional fields? Holder's virgin land = 1 Public/ Community virgin land = 2 Borrowed fallow land = 3 Other = 4 | |

